

# HARVEST LANDING PROJECT - PROJECT LOOKBOOK





**LAND USE AREAS**

MBU (MULTIPLE BUSINESS USE)	=	178.55 AC
COMM (COMMERCIAL)	=	46.24 AC
RESIDENTIAL	=	49.8 AC
SPORTS PARK	=	16.5 AC
WATER QUALITY BASIN	=	12.91 AC
ROADS	=	43.62 AC
<b>TOTAL SPA</b>	<b>=</b>	<b>347.62 AC</b>
OVERLAY	=	10.66 AC
<b>TOTAL WITH OVERLAY</b>	<b>=</b>	<b>358.28 AC</b>



**HARVEST LANDING RETAIL CENTER & BUSINESS PARK**

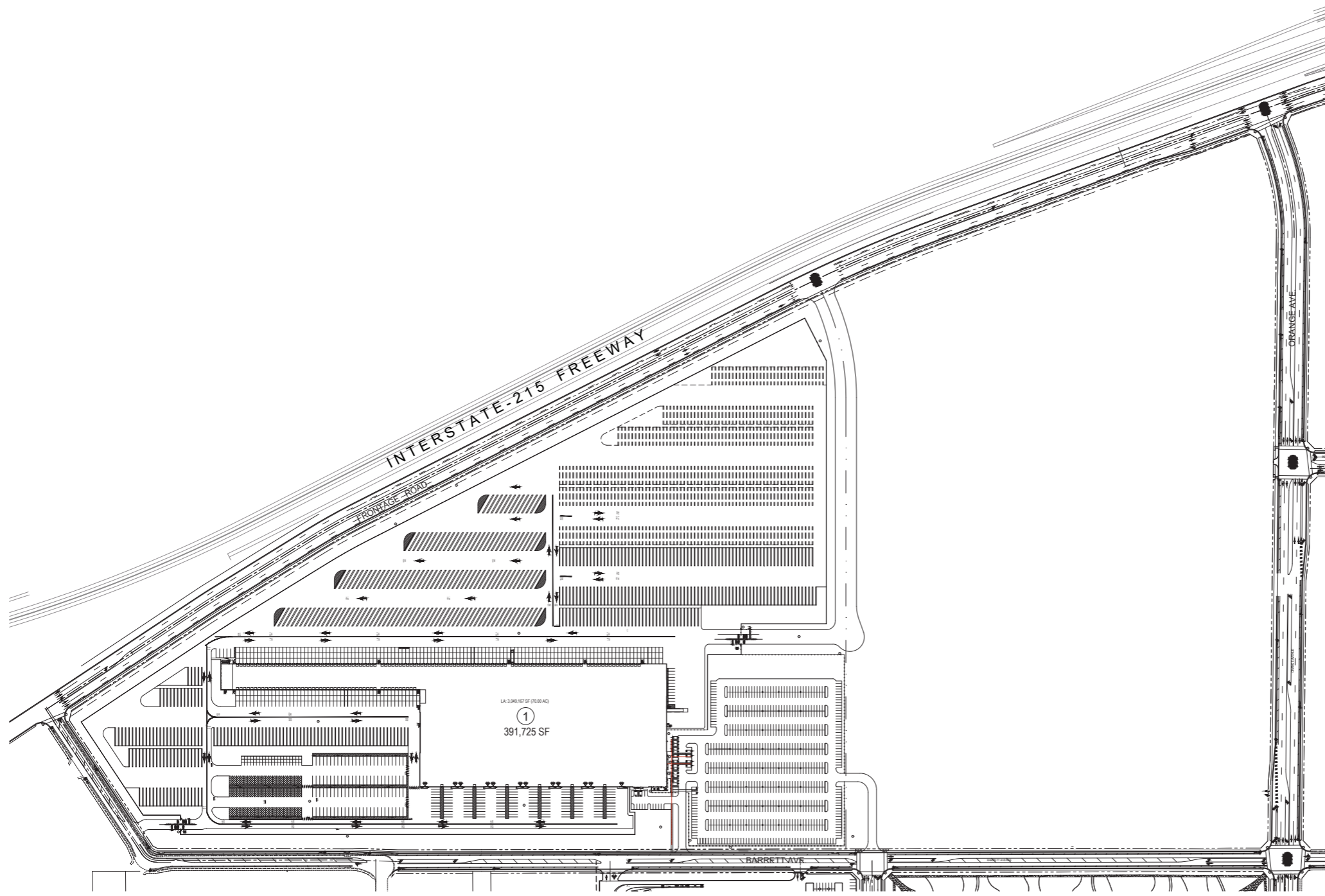
PERRIS, CA

CONCEPTUAL MASTER PLAN



**A1**

Scale 1" = 200'  
Job No. 2020-392  
Date 2026-01-29



**GRAPHIC LEGEND:**

- = OFFICE ENTRY
- △ = GRADE DOOR (14'X14')
- ▭ = A.D.A. ACCESSIBLE PRKG.
- = PROPERTY LINE (SEE CIVIL)
- ▭ = DOCK DOOR & LEVELER
- = CANOPY OR OVERHANG
- = CENTERLINE OR GRID LINE
- = EASEMENT (SEE CIVIL)
- ▭ = TRASH ENCLOSURE W/ SOLID ROOF  
A.D.A. ACCESSIBLE
- ▭ = WB-67 TRACTOR TRAILER
- = ADA PATH OF TRAVEL
- ▭ = 12' X 55' TRAILER PARKING

**OCCUPANCY CLASSIFICATION:**

BUILDING: B, S1  
CONSTRUCTION TYPE: IIB

**PARKING STALL SIZES:**

STANDARD PARKING STALL - 9' X 17' (PLUS 2' OVERHANG)  
A.D.A. (HANDICAP) STALLS - 9' X 18'  
12' X 18' (VAN)

**MAXIMUM BUILDING HEIGHT**

60 FT. PER HARVEST LANDING SPECIFIC PLAN MBU

**MAXIMUM FLOOR AREA RATIO**

FAR - 75%



**ZONING ORDINANCE**

**EXISTING ZONING:**  
HARVEST LANDING SPECIFIC PLAN MBU

**PROPOSED ZONING:**  
HARVEST LANDING SPECIFIC PLAN MBU (ZONING IS IN PLACE)

**KEYNOTES:**

- ① PEDESTRIAN PAVING
- ② CONCRETE VEHICULAR PAVING
- ③ LANDSCAPE AREA
- ④ STEEL TUBULAR FENCE (8' HEIGHT)
- ⑤ AUTOMATIC ROLLING GATE (8'-HEIGHT)
- ⑥ TRASH COMPACTOR
- ⑦ PROVIDE KNOX BOX (LOCATION PER FIRE DEPT.)
- ⑧ TILT UP SCREEN WALL (14' HIGH)
- ⑨ ADA PATH OF TRAVEL

**BUILDING 1 SHEET DESCRIPTION:**

- A1.1 OVERALL MASTER PLAN & PROJECT DATA
- A1.2 CONCEPTUAL ENLARGED SITE PLAN
- A1.3 CONCEPTUAL FLOOR PLAN
- A1.4 CONCEPTUAL ELEVATIONS
- A1.5 CONCEPTUAL COLOR ELEVATIONS

**TEAM PLAYERS:**

**APPLICANT/OWNER**  
HIP SO-CAL PROPERTIES LLC  
164 NORTH TUSTIN ST. SUITE 122  
ORANGE, CA 92665  
CONTACT: TIM HOWARD, MIKE TUNNEY  
(TEL) 714-769-9155

**CIVIL ENGINEER**  
FMCVIL ENGINEERS INC.  
2895 TECHNOLOGY DRIVE SUITE 308  
MURFET, CA 92653  
CONTACT: FRANCISCO MARTINEZ  
(TEL) 951-351-9873

**ARCHITECT**  
AO ARCHITECTS  
144 NORTH STREET  
ORANGE, CA 92668  
CONTACT: DAN MCDAVID  
(TEL) 714-4639-8880  
danm@aoarchitects.com

**LANDSCAPE**  
HUNTER LANDSCAPE  
711 FEE ANA ST.  
PLACENTIA, CA 92670  
CONTACT: TOM HAYES  
(TEL) 714-886-2400

**LIGHTING**  
PACIFIC ELECTRICAL  
ENGINEERING INC.  
6171 E. KAISER BLVD.  
ANAHEIM, CA 92808  
CONTACT: REED STONEBURNER, PE  
(TEL) 714-685-7769 (CELL) 714-620-1411

**CITY LIAISON**  
EPD SOLUTIONS  
3333 MICHELSON DRIVE SUITE 500  
IRVINE, CA 92612  
CONTACT: CHARLIE CISAKOWSKI  
(TEL) 951-753-4528  
www.epdsolutions.com

**LEGAL DESCRIPTION:**

**PARCEL 5:**  
(APNS: 305-060-015, 016, 017, 018, 019, 020, 021, 022, 023, 024, 025, 026, 027, 028, 029)  
BLOCK 5 THROUGH 12, INCLUSIVE OF SECTION 16, TOWNSHIP 4 SOUTH, RANGE 3 WEST, SAN BENITO COUNTY AND MARIANA, WHICH LIES EXCEPTLY OF STATE HIGHWAY 305 AS CONNECTED TO THE STATE OF CALIFORNIA BY DEED RECORDED APRIL 28, 1962 AS INSTRUMENT NO. 24445, RECORDS OF IRVINE COUNTY, STATE OF CALIFORNIA.

EXCEPTING FROM BLOCK 12 THE SOUTH 212 FEET OF THE EAST 210 FEET.

ALSO EXCEPTING FROM BLOCK 8 AND 9 DESCRIBED IN DEED TO THE STATE OF CALIFORNIA FOR A HIGHWAY, RECORDED JANUARY 23, 1962 IN BOOK 130A, PAGE 148, OFFICIAL RECORDS OF IRVINE COUNTY, STATE OF CALIFORNIA.

ALSO EXCEPTING FROM BLOCK 8 AND 9 DESCRIBED IN DEED TO THE STATE OF CALIFORNIA FOR A HIGHWAY, RECORDED APRIL 28, 1962 IN BOOK 130A, PAGE 452, OFFICIAL RECORDS OF IRVINE COUNTY, STATE OF CALIFORNIA.

ALSO EXCEPTING FROM BLOCKS 8 AND 9 DESCRIBED IN FINAL ORDER OF CONDEMNATION TO THE STATE OF CALIFORNIA FOR A PUBLIC HIGHWAY, CASE NO. 20615, FILED NOVEMBER 10, 1964 IN SUPERIOR COURT OF THE STATE OF CALIFORNIA FOR THE COUNTY OF IRVINE AND RECORDED NOVEMBER 26, 1964 AS INSTRUMENT NO. 1964040608 OFFICIAL RECORDS OF IRVINE COUNTY, STATE OF CALIFORNIA.

ALSO EXCEPTING THEREFROM ALL INTERESTS HEREIN RESERVED IN AND TO ALL OIL, GAS, PETROLEUM, NATURAL AND OTHER HYDRO-CARBON DEPOSITS AND MINERALS OF BLOCKS 8 AND 9 AND THEREIN, IN AND UNDER THE PORTION OF THE SURFACE EASEMENTS OF SAID SECTION 16 HEREBY DESCRIBED AS RESERVED IN DEED FROM THE FEDERAL LAND BANK OF BENEFIT TO LOUIS B. WELCH, DATED DECEMBER 04, 1940 IN BOOK 487, PAGE 241 OF OFFICIAL RECORDS, IRVINE COUNTY RECORDS.

**PARCELS 1-4:**  
(APNS: 305-060-020, 305-170-018, 305-100-028, 305-100-029)  
THAT PORTION OF THE NORTHWEST QUARTER OF SECTION 16, TOWNSHIP 4 SOUTH, RANGE 3 WEST, SAN BENITO COUNTY AND MARIANA, WHICH LIES EXCEPTLY OF STATE HIGHWAY 305 AS CONNECTED TO THE STATE OF CALIFORNIA BY DEED RECORDED APRIL 28, 1962 AS INSTRUMENT NO. 24445, RECORDS OF IRVINE COUNTY.

EXCEPTING THE NORTH 30 FEET IN ORANGE AVENUE, THE EAST 30 FEET IN IRVINE AVENUE AND THE SOUTH 30 FEET IN CHERRY AVENUE.

ALSO EXCEPTING THEREFROM THE PORTION DESCRIBED IN DEED RECORDED DECEMBER 21, 1965 AS INSTRUMENT NO. 164040 AND IN DEED RECORDED MARCH 13, 1969 AS INSTRUMENT NO. 24445, RECORDS OF IRVINE COUNTY.

ALSO EXCEPTING THEREFROM THESE PORTIONS CONNECTED TO THE STATE OF CALIFORNIA BY DEED RECORDED MARCH 22, 1962, AS INSTRUMENT NOS. 84822 AND 84823.

**SITE DATA**

SITE AREA	
In s.f.	3,049,167 s.f.
in acres	70.00 ac
BUILDING FOOTPRINT	
	391,725 s.f.
BUILDING AREA	
Ground Office	19,500 s.f.
Mezzanine	0 s.f.
Parcel Hub	372,225 s.f.
TOTAL	391,725 s.f.
COVERAGE (50% max)	
	12.8%
FAR (75 max)	
	0.13

**AUTO PARKING REQUIRED**

Parcel Hub	
Office:	(office area less than 10%)
Parcel Hub:	1st 20k @ 1/1,000 s.f. 20 stalls 2nd 20k @ 1/2,000 s.f. 10 stalls above 40k @ 1/5,000 s.f. 71 stalls
TOTAL	101 stalls

**AUTO PARKING PROVIDED**

Standard (9'x19')	635 stalls
Standard Accessible Parking (9'x19') <sup>1</sup>	17 stalls
Van Accessible parking (12'x19') <sup>1</sup>	3 stalls
EV Capable (9'x19') (includes EVCS & ADA EV) <sup>1</sup>	164 stalls
EVCS (9'x19') <sup>1</sup>	82 stalls
Standard EV ADA (9'x19') <sup>1</sup>	3 stalls
ADA VAN EV (12'x19') <sup>1</sup>	1 stalls
Ambulatory EV (11'x19') <sup>1</sup>	3 stalls
TOTAL	819 stalls

<sup>1</sup> parking required and provided are the same

**TRAILER PARKING REQUIRED**

Trailer:	1/5,000 s.f.	79 stalls
----------	--------------	-----------

**TRAILER PARKING PROVIDED**

Trailer (12'x55')	470 stalls
-------------------	------------

**BICYCLE PARKING PROVIDED**

Long Term	78 spots
Short term	3 spots

**LANDSCAPE REQUIRED**

Area at 14%	426,883 s.f.
-------------	--------------

**LANDSCAPE PROVIDED**

Area	426,883 s.f.
Percentage	14.0%



**HARVEST LANDING RETAIL CENTER & BUSINESS PARK**

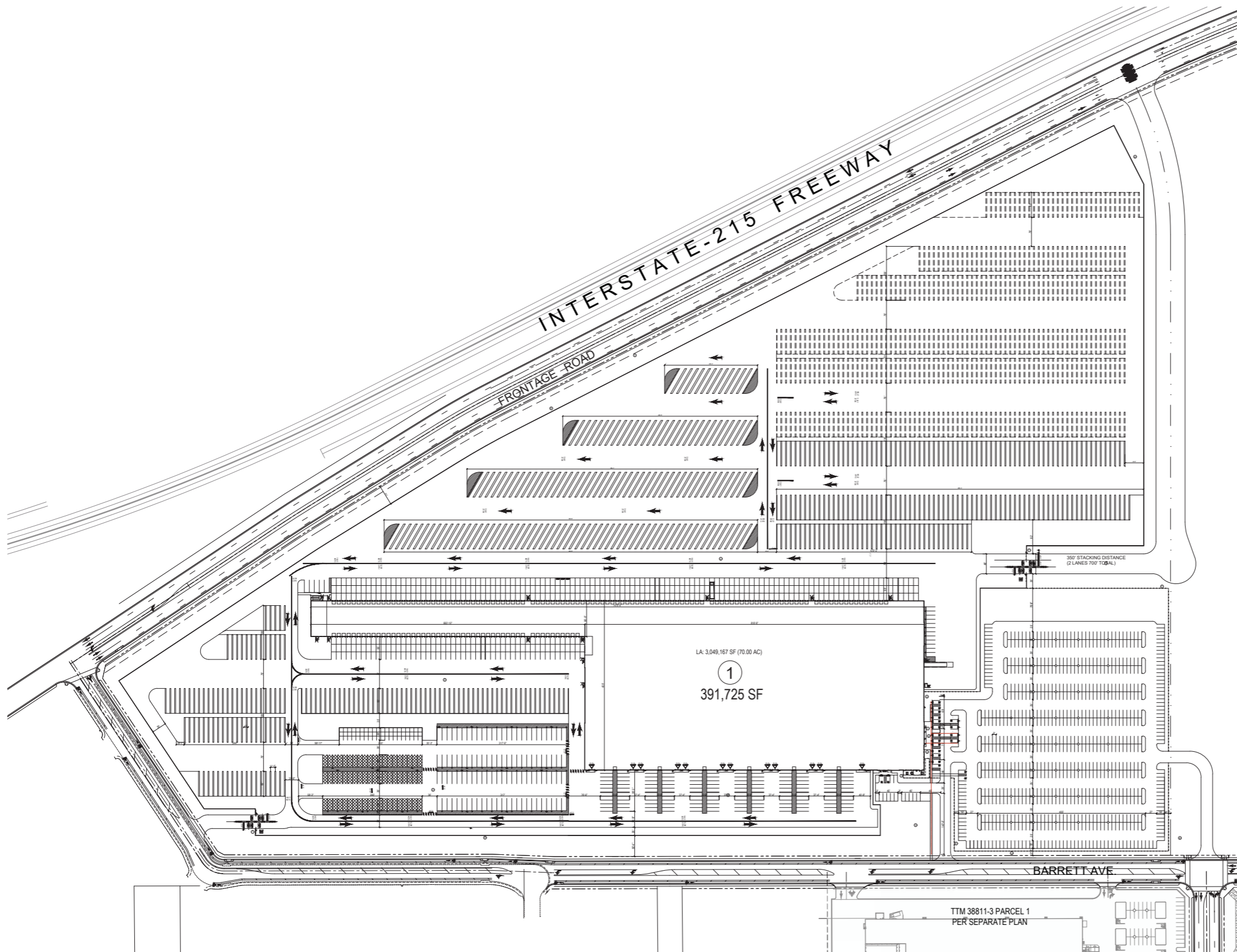
PERRIS, CA

**BUILDING 1**  
Overall Conceptual Master Plan and Project Data



**A1.1**

Scale 1" = 150'-0"  
Job No. 2020-392  
Date 2026-02-03

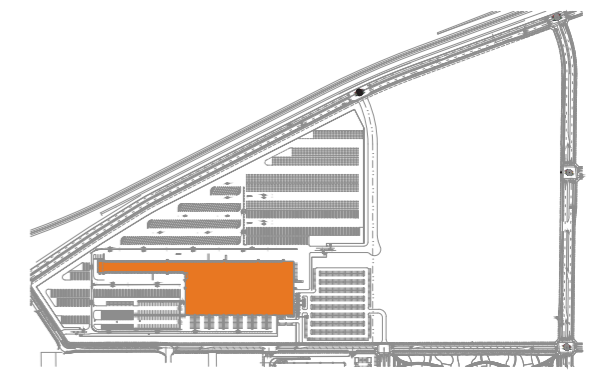


**KEYNOTES: #**

- ① PEDESTRIAN PAVING
- ② CONCRETE VEHICULAR PAVING
- ③ LANDSCAPE AREA
- ④ STEEL TUBULAR FENCE (8' HEIGHT)
- ⑤ AUTOMATIC ROLLING GATE (8'-HEIGHT)
- ⑥ TRASH COMPACTOR
- ⑦ PROVIDE KNOX BOX (LOCATION PER FIRE DEPT.)
- ⑧ TILT UP SCREEN WALL (14' HIGH)
- ⑨ ADA PATH OF TRAVEL

**SITE DATA**

<b>SITE AREA</b>		
In s.f.		3,049,167 s.f.
in acres		70.00 ac
<b>BUILDING FOOTPRINT</b>		391,725 s.f.
<b>BUILDING AREA</b>		
Ground Office		19,500 s.f.
Mezzanine		0 s.f.
Parcel Hub		372,225 s.f.
<b>TOTAL</b>		<b>391,725 s.f.</b>
<b>COVERAGE (50% max)</b>		12.8%
<b>FAR (.75 max)</b>		0.13
<b>AUTO PARKING REQUIRED</b>		
<b>Parcel Hub</b>		
Office:	(office area less than 10%)	
Parcel Hub:	1st 20k @ 1/1,000 s.f.	20 stalls
	2nd 20k @ 1/2,000 s.f.	10 stalls
	above 40k @ 1/5,000 s.f.	71 stalls
<b>TOTAL</b>		<b>101 stalls</b>
<b>AUTO PARKING PROVIDED</b>		
Standard (9'x19')		635 stalls
Standard Accessible Parking (9'x19') <sup>a1</sup>		17 stalls
Van Accessible parking (12'x19') <sup>a1</sup>		3 stalls
EV Capable (9'x19') (includes EVCS & ADA EV) <sup>a1</sup>		164 stalls
EVCS (9'x19') <sup>a1</sup>		82 stalls
Standard EV ADA (9'x19') <sup>a1</sup>		3 stalls
ADA VAN EV (12'x19') <sup>a1</sup>		1 stalls
Ambulatory EV (11'x19') <sup>a1</sup>		3 stalls
<b>TOTAL</b>		<b>819 stalls</b>
<small><sup>a1</sup>parking required and provided are the same</small>		
<b>TRAILER PARKING REQUIRED</b>		
Trailer:	1/5,000 s.f.	79 stalls
<b>TRAILER PARKING PROVIDED</b>		
Trailer (12'x55')		470 stalls
<b>BICYCLE PARKING PROVIDED</b>		
Long Term		78 spots
Short term		3 spots
<b>LANDSCAPE REQUIRED</b>		
Area at 14%		426,883 s.f.
<b>LANDSCAPE PROVIDED</b>		
Area		426,883 s.f.
Percentage		14.0%



KEY PLAN N.T.S. N



**HARVEST LANDING RETAIL CENTER & BUSINESS PARK**

PERRIS, CA

**BUILDING 1**  
Enlarged Site Plan

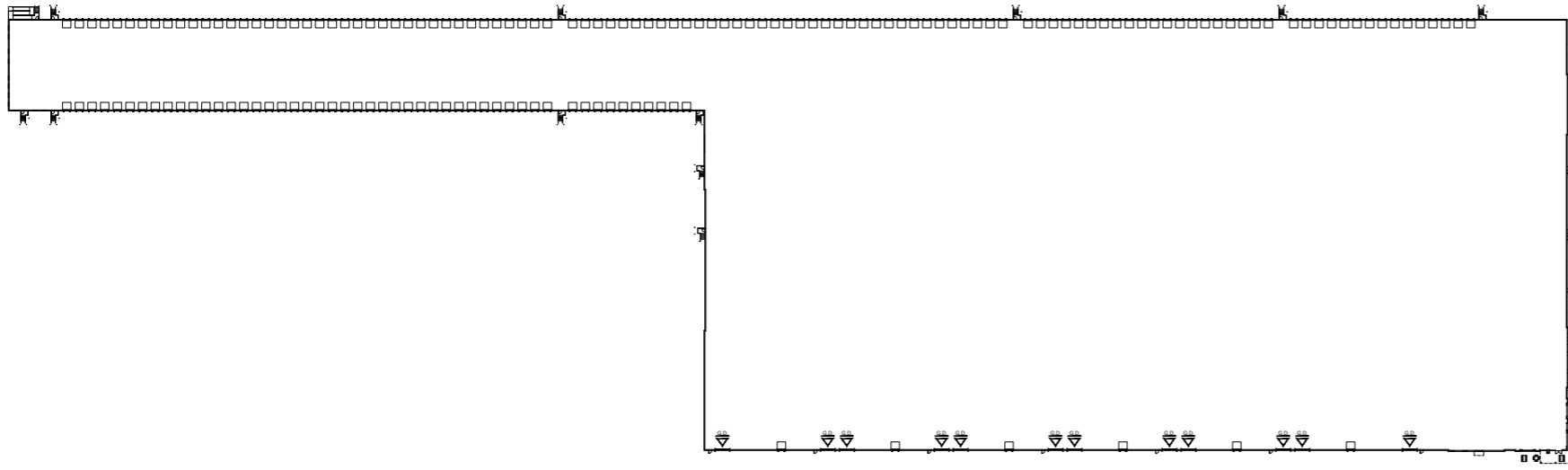


Architecture.  
Design.  
Relationships.

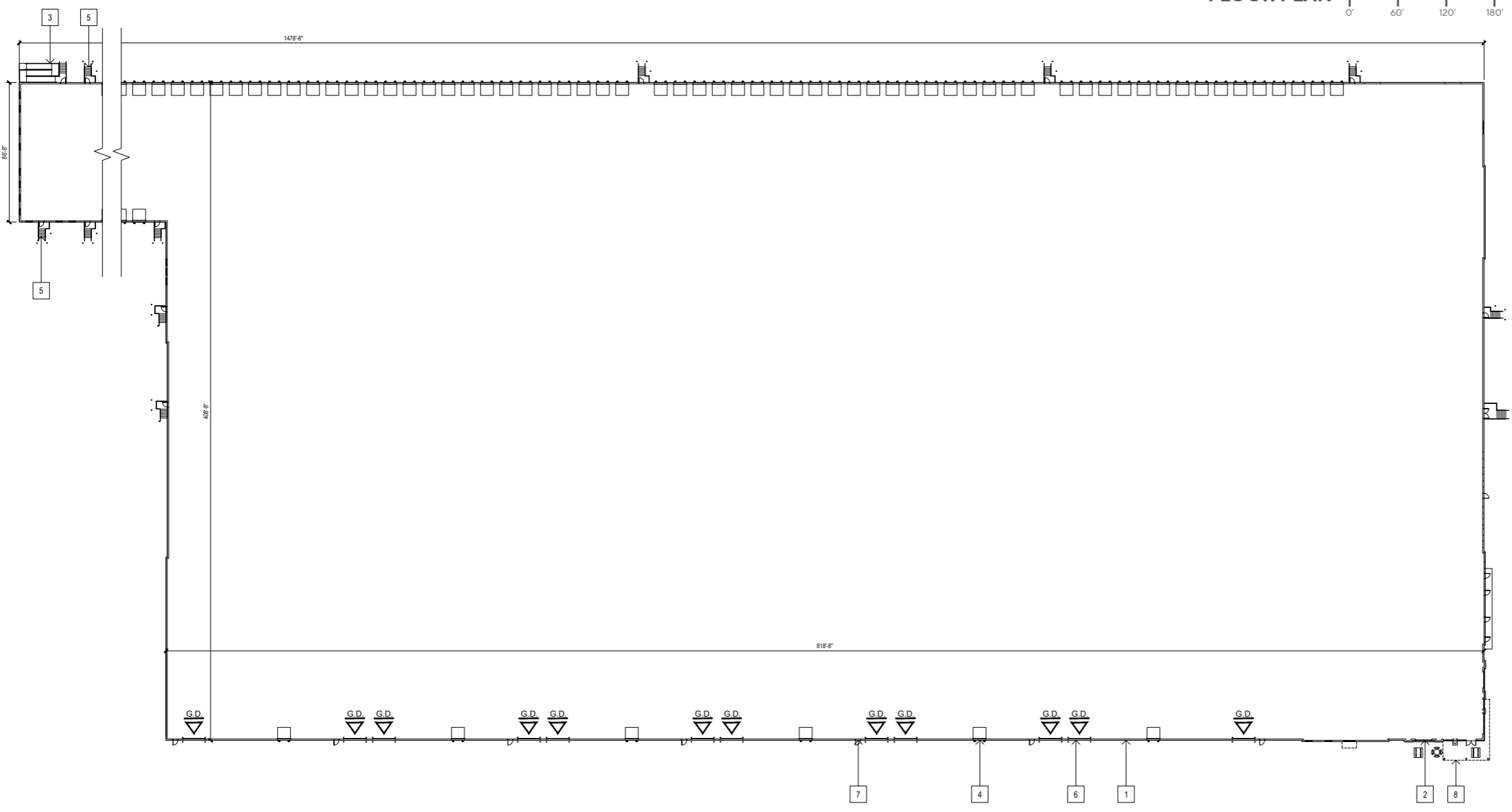
Copyright © AO, LLP 2024

**A1.2**

Scale 1" = 100'-0"  
Job No. 2020-392  
Date 2026-02-03



FLOOR PLAN | 0' | 60' | 120' | 180'



- KEYNOTES:**
- 1 CONCRETE TILT-UP PANEL
  - 2 TYPICAL STOREFRONT SYSTEM WITH GLAZING
  - 3 CONCRETE RAMP
  - 4 8'X9' DOCK DOOR
  - 5 EXTERIOR CONCRETE STAIR
  - 6 14'X16' GRADE DOOR
  - 7 3'X7' HOLLOW METAL EXTERIOR MAN DOOR
  - 8 METAL CANOPY ABOVE
  - 9 INDOOR EMPLOYEE AMENITY



**HARVEST LANDING RETAIL CENTER & BUSINESS PARK**  
PERRIS, CA

**BUILDING 1**  
Concept Floor Plan

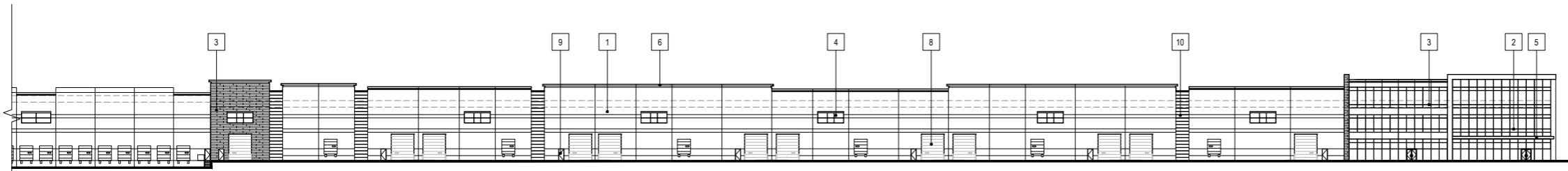




EAST ELEVATION (OVERALL)



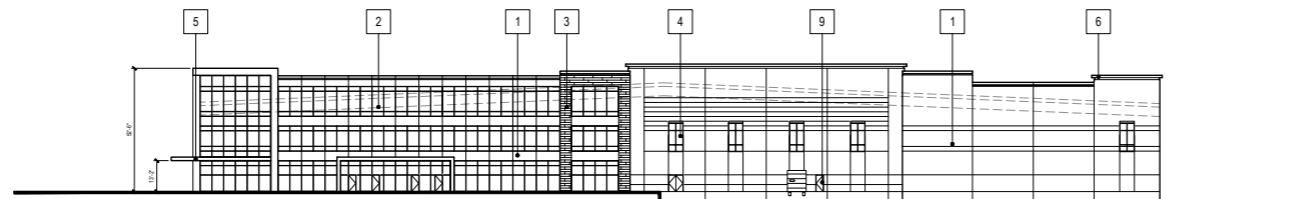
WEST ELEVATION (OVERALL)



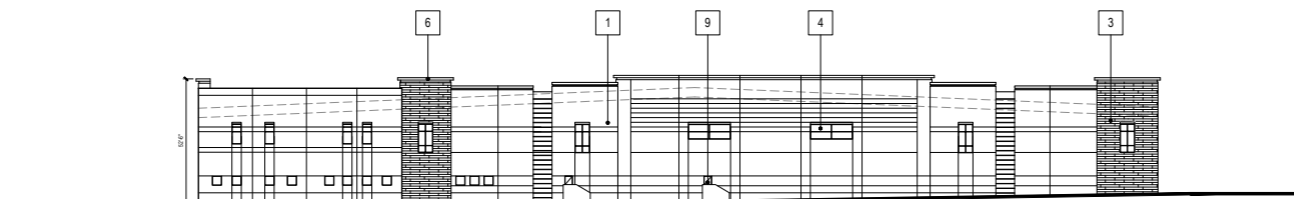
EAST ELEVATION



WEST ELEVATION



NORTH ELEVATION



SOUTH ELEVATION

**KEYNOTES:**

- 1 CONCRETE TILT-UP PANEL
- 2 MEDIUM REFLECTIVE GLASS IN CLEAR ANODIZED ALUMINUM MULLION SYSTEM.
- 3 LARGE FORMAT TILE
- 4 CLERESTORY WITH METAL AWNING
- 5 METAL AWNING (SUN SHADE DEVICE)
- 6 PAINTED CORNICE
- 7 DOCK DOOR
- 8 GRADE DOOR
- 9 METAL DOOR
- 10 CONCRETE PANEL WITH REVEALS AT 24" O.C.



**HARVEST LANDING RETAIL CENTER & BUSINESS PARK**

PERRIS, CA

**BUILDING 1**  
Concept Elevations



**A1.4**

Scale 1" = 30'-0"  
Job No. 2020-392  
Date 2026-02-03

Copyright © AO, LLP 2024


**KEYNOTES:**

- 1 CONCRETE TILT-UP PANEL
- 2 MEDIUM REFLECTIVE GLASS IN CLEAR ANODIZED ALUMINUM MULLION SYSTEM
- 3 LARGE FORMAT TILE
- 4 CLERESTORY WITH METAL AWNING
- 5 METAL AWNING (SUN SHADE DEVICE)
- 6 PAINTED CORNICE
- 7 DOCK DOOR
- 8 GRADE DOOR
- 9 METAL DOOR
- 10 CONCRETE PANEL WITH REVEALS AT 24" O.C.

**EAST ELEVATION (OVERALL)**



**WEST ELEVATION (OVERALL)**



**EAST ELEVATION**



**WEST ELEVATION**



**NORTH ELEVATION**



**SOUTH ELEVATION**



**HARVEST LANDING RETAIL CENTER & BUSINESS PARK**

PERRIS, CA

**BUILDING 1**  
Colored Concept Elevations

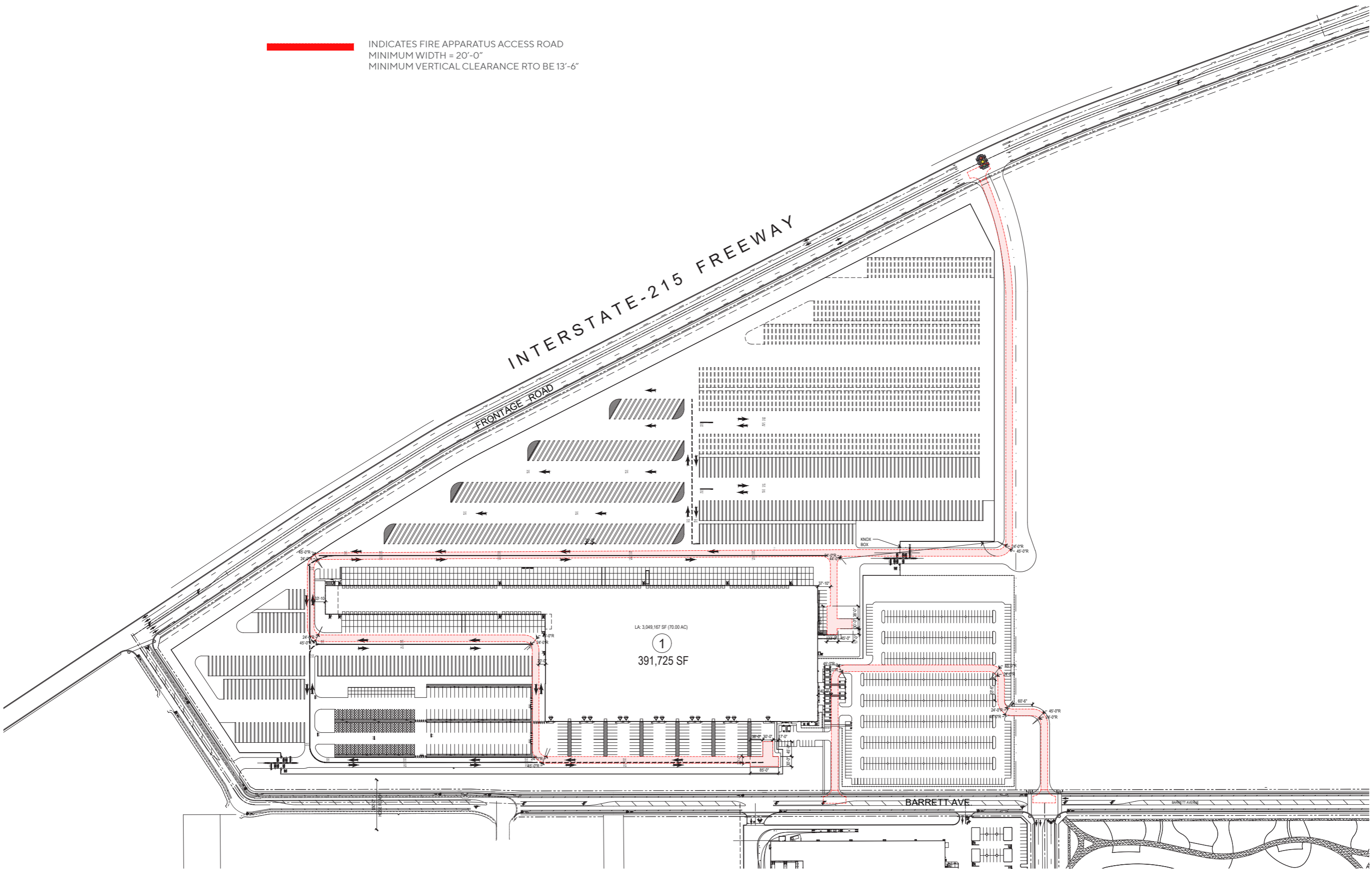


Copyright © AO, LLP 2024

**A1.5**

Scale 1" = 30'-0"  
Job No. 2020-392  
Date 2024-02-03

INDICATES FIRE APPARATUS ACCESS ROAD  
 MINIMUM WIDTH = 20'-0"  
 MINIMUM VERTICAL CLEARANCE RTO BE 13'-6"



**HARVEST LANDING RETAIL CENTER & BUSINESS PARK**

PERRIS, CA

**FIRE DEPARTMENT ACCESS PLAN**

Site Plan

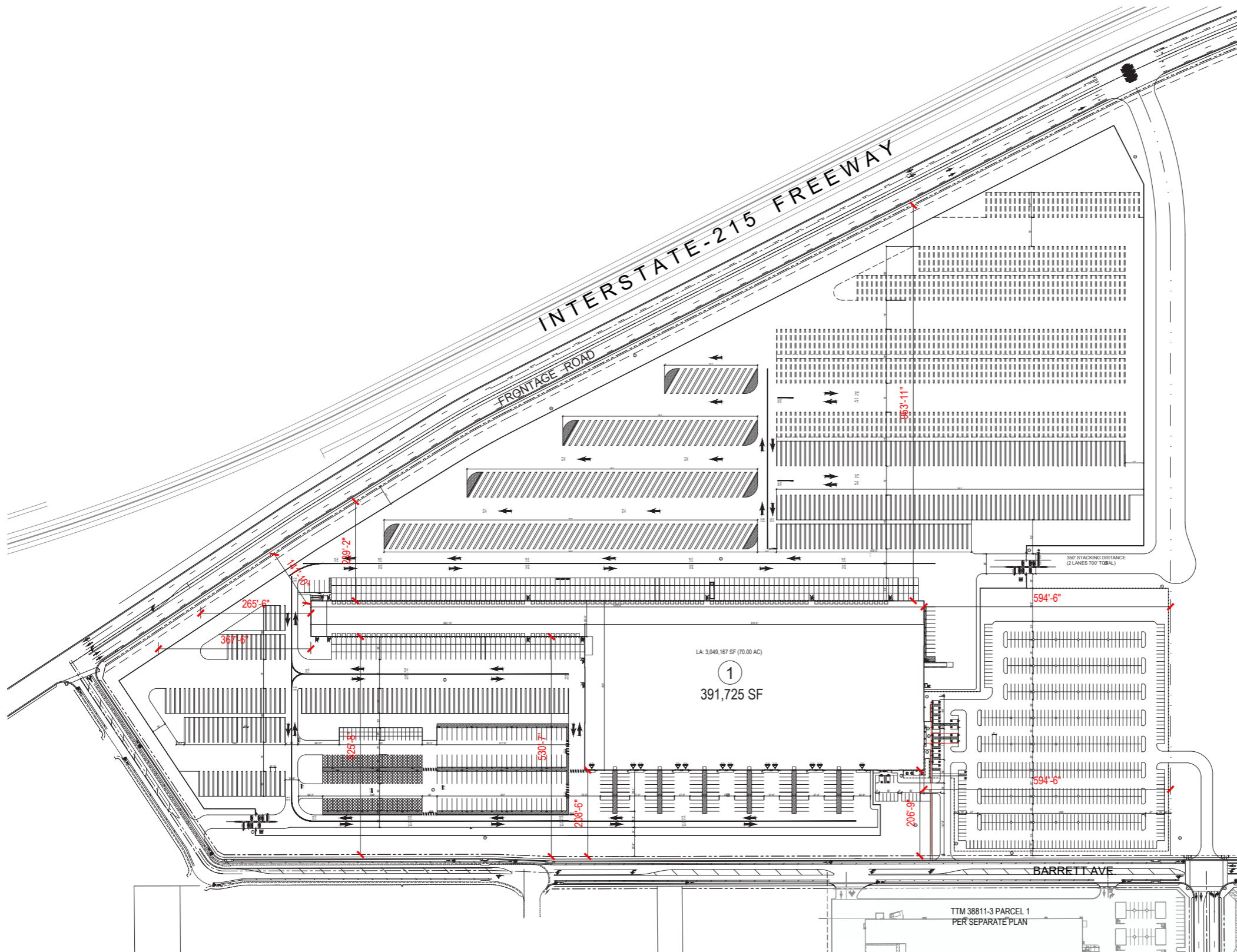


Architecture.  
Design.  
Relationships.

Copyright © AO, LLP 2024



Scale 1" = 100'-0"  
 Job No. 2020-392  
 Date 2026-01-30

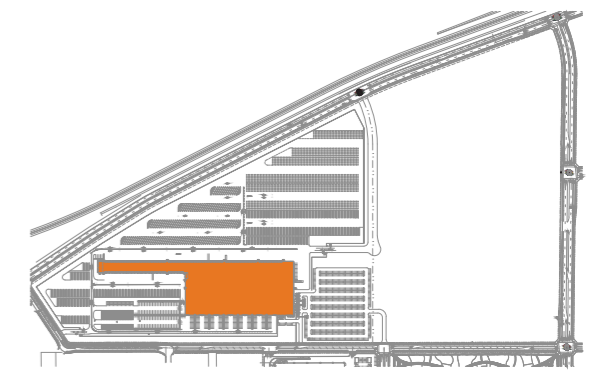


**KEYNOTES: #**

- ① PEDESTRIAN PAVING
- ② CONCRETE VEHICULAR PAVING
- ③ LANDSCAPE AREA
- ④ STEEL TUBULAR FENCE (8' HEIGHT)
- ⑤ AUTOMATIC ROLLING GATE (8'-HEIGHT)
- ⑥ TRASH COMPACTOR
- ⑦ PROVIDE KNOX BOX (LOCATION PER FIRE DEPT.)
- ⑧ TILT UP SCREEN WALL (14' HIGH)
- ⑨ ADA PATH OF TRAVEL

**SITE DATA**

<b>SITE AREA</b>	
In s.f.	3,048,167 s.f.
in acres	70.00 ac
<b>BUILDING FOOTPRINT</b>	
	391,725 s.f.
<b>BUILDING AREA</b>	
Ground Office	19,500 s.f.
Mezzanine	0 s.f.
Parcel Hub	372,225 s.f.
<b>TOTAL</b>	<b>391,725 s.f.</b>
<b>COVERAGE (50% max)</b>	
	12.8%
<b>FAR (.75 max)</b>	
	0.13
<b>AUTO PARKING REQUIRED</b>	
<b>Parcel Hub</b>	
Office: (office area less than 10%)	
Parcel Hub: 1st 20k @ 1/1,000 s.f.	20 stalls
2nd 20k @ 1/2,000 s.f.	10 stalls
above 40k @ 1/5,000 s.f.	71 stalls
<b>TOTAL</b>	<b>101 stalls</b>
<b>AUTO PARKING PROVIDED</b>	
Standard (9'x19')	635 stalls
Standard Accessible Parking (9'x19') <sup>1</sup>	17 stalls
Van Accessible parking (12'x19') <sup>1</sup>	3 stalls
EV Capable (9'x19') (includes EVCS & ADA EV) <sup>1</sup>	164 stalls
EVCS (9'x19') <sup>1</sup>	82 stalls
Standard EV ADA (9'x19') <sup>1</sup>	3 stalls
ADA VAN EV (12'x19') <sup>1</sup>	1 stalls
Ambulatory EV (11'x19') <sup>1</sup>	3 stalls
<b>TOTAL</b>	<b>819 stalls</b>
<sup>1</sup> parking required and provided are the same	
<b>TRAILER PARKING REQUIRED</b>	
Trailer: 1/5,000 s.f.	79 stalls
<b>TRAILER PARKING PROVIDED</b>	
Trailer (12'x55')	470 stalls
<b>BICYCLE PARKING PROVIDED</b>	
Long term	78 spots
Short term	3 spots
<b>LANDSCAPE REQUIRED</b>	
Area at 14%	426,883 s.f.
<b>LANDSCAPE PROVIDED</b>	
Area	426,883 s.f.
Percentage	14.0%



KEY PLAN N.T.S. N



**HARVEST LANDING RETAIL CENTER & BUSINESS PARK**

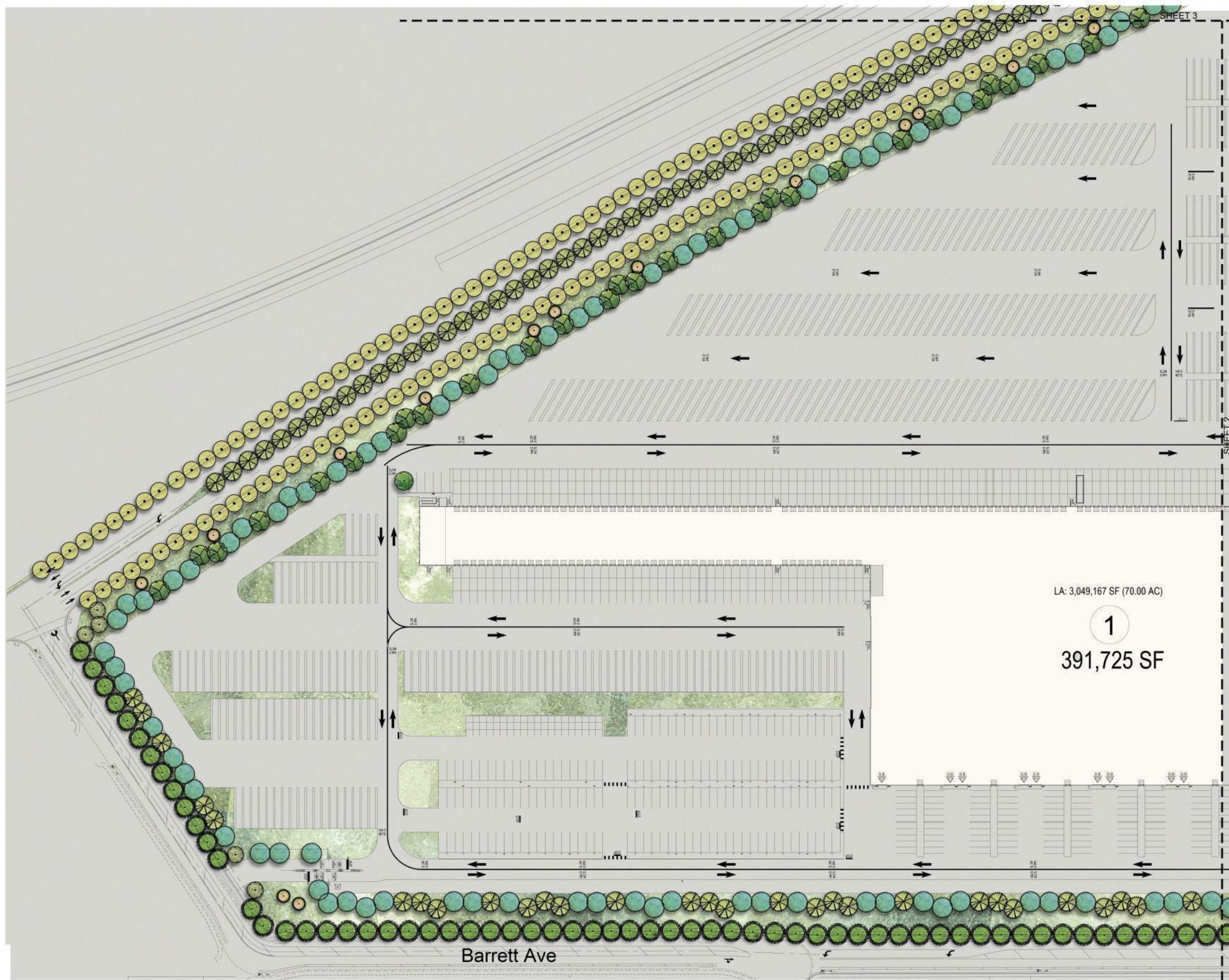
PERRIS, CA

**BUILDING 1**  
Enlarged Site Plan



**A1.1**

Scale 1" = 100'-0"  
Job No. 2020-392  
Date 2026-02-03



PLANTING LEGEND - OVERALL

TREES					
SYMBOL	BOTANICAL/COMMON NAME	SIZE	QTY	WUCOLS	REMARKS
	<i>Cercidium</i> 'Desert Museum' Blue Palo Verde	24" Box	220	L	
	<i>Chilopsis linearis</i> Desert Willow	24" Box	34	L	Multi
	<i>Geijera parviflora</i> Australian Willow	36" Box 25" Box	74 23	M	Standard
	<i>Olea europaea</i> Olive	48" Box	13	L	Multi
	<i>Pinus edularica</i> Afghan Pine	24" Box	148	L	Standard
	<i>Platanus acerfolia</i> London Plane	24" Box	87	M	
	<i>Prosopis chilensis</i> Chilean Mesquite	24" Box	141	M	Multi
	<i>Schinus molle</i> California Pepper	24" Box	49	L	Multi
	<i>Ulmus parviflora</i> Chinese Elm	24" Box	50	M	Standard

SHRUBS					
SYMBOL	BOTANICAL/COMMON NAME	SIZE	QTY	WUCOLS	REMARKS
	<i>Baccharis p. 'Centenial'</i> Coyote Bush	5 Gal		L	
	<i>Callistemon 'Little John'</i> Dwarf Bottle Brush	5 Gal		L	
	<i>Cassia phyllodenia</i> Silverleaf Cassia	5 Gal		L	
	<i>Dietsa bicolor</i> Fortnight Lily	5 Gal		M	
	<i>Furcraea MacDougalii</i> Furcraea	5 Gal		L	
	<i>Leucophyllum frutescens</i> Texas Ranger	5 Gal		L	
	<i>Ligustrum J. Texanum</i> Texas Privet	5 Gal		M	
	<i>Muhlenbergia capillaris</i> Pink Muhly	5 Gal		L	
	<i>Muhlenbergia rigens</i> Deer Grass	5 Gal		M	
	<i>Rhamnus californica</i> Coffeeberry	5 Gal		L	
	<i>Rosmarinus o. 'Tuscan Blue'</i> Rosemary	5 Gal		L	
	<i>Salvia c. 'Allen Chickering'</i> Allen Chickering Sage	5 Gal		L	
	<i>Salvia leucantha</i> Mexican Sage	5 Gal		L	
	<i>Westringia fruticosa</i> Coast Rosemary	5 Gal		L	
	<i>Westringia f. 'Grey Box'</i> Dwarf Coast Rosemary	5 Gal		L	

GROUNDCOVER					
SYMBOL	BOTANICAL/COMMON NAME	SIZE	SPACING	WUCOLS	REMARKS
	<i>Acacia redolens 'Low Boy'</i> Dwarf Acacia	1 Gal	8" O.C.	L	
	<i>Baccharis p. 'Pigeon Point'</i> Dwarf Coyote Bush	1 Gal	6" O.C.	L	
	<i>Carissa m. 'Green Carpet'</i> Prostrate Natal Plum	1 Gal	36" O.C.	M	
	<i>Hemerocallis hybridus-Yellow</i> Yellow Day Lily	1 Gal	24" O.C.	M	
	<i>Lantana 'Gold Mound'</i> Yellow Lantana	1 Gal	36" O.C.	L	
	<i>Lonicera J. 'Halliana'</i> Hall's Honeysuckle	1 Gal	48" O.C.	L	
	<i>Myoporum parvifolium</i> Myoporum	1 Gal	36" O.C.	L	
	<i>Rosmarinus o. 'Huntington Carpet'</i> Prostrate Rosemary	1 Gal	48" O.C.	L	
	<i>Trachelospermum jasminoides</i> Star Jasmine	1 Gal	24" O.C.	M	

Landscape Required 14% - Landscape Provided - 426,883 SF 14%



SHEET 3



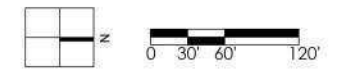
PLANTING LEGEND - OVERALL

TREES					
SYMBOL	BOTANICAL/COMMON NAME	SIZE	QTY	WUCOLS	REMARKS
	<i>Cercidium</i> 'Desert Museum' Blue Palo Verde	24" Box	220	L	
	<i>Chilopsis linearis</i> Desert Willow	24" Box	34	L	Multi
	<i>Geijera parviflora</i> Australian Willow	36" Box 25" Box	74 23	M	Standard
	<i>Olea europaea</i> Olive	48" Box	13	L	Multi
	<i>Pinus edulis</i> Alghan Pine	24" Box	148	L	Standard
	<i>Platanus acerfolia</i> London Plane	24" Box	87	M	
	<i>Prosopis chilensis</i> Chilean Mesquite	24" Box	141	M	Multi
	<i>Schinus molle</i> California Pepper	24" Box	49	L	Multi
	<i>Ulmus parviflora</i> Chinese Elm	24" Box	50	M	Standard

SHRUBS					
SYMBOL	BOTANICAL/COMMON NAME	SIZE		WUCOLS	REMARKS
	<i>Baccharis p. 'Centenia'</i> Coyote Bush	5 Gal		L	
	<i>Callistemon 'Little John'</i> Dwarf Bottle Brush	5 Gal		L	
	<i>Cassia phyllodenia</i> Silverleaf Cassia	5 Gal		L	
	<i>Dietes bicolor</i> Fornight Lily	5 Gal		M	
	<i>Furcraea MacDougalii</i> Furcraea	5 Gal		L	
	<i>Leucophyllum frutescens</i> Texas Ranger	5 Gal		L	
	<i>Ligustrum j. Texanum</i> Texas Privet	5 Gal		M	
	<i>Muhlenbergia capillaris</i> Pink Muhly	5 Gal		L	
	<i>Muhlenbergia rigens</i> Deer Grass	5 Gal		M	
	<i>Rhamnus californica</i> Coffeeberry	5 Gal		L	
	<i>Rosmarinus o. 'Tuscan Blue'</i> Rosemary	5 Gal		L	
	<i>Salvia c. 'Allen Chickering'</i> Allen Chickering Sage	5 Gal		L	
	<i>Salvia leucantha</i> Mexican Sage	5 Gal		L	
	<i>Westringia fruticosa</i> Coast Rosemary	5 Gal		L	
	<i>Westringia f. 'Grey Box'</i> Dwarf Coast Rosemary	5 Gal		L	

GROUNDCOVER					
SYMBOL	BOTANICAL/COMMON NAME	SIZE	SPACING	WUCOLS	REMARKS
	<i>Acacia redolens 'Low Boy'</i> Dwarf Acacia	1 Gal	8" O.C.	L	
	<i>Baccharis p. 'Pigeon Point'</i> Dwarf Coyote Bush	1 Gal	6" O.C.	L	
	<i>Carrisa m. 'Green Carpet'</i> Prostrate Natal Plum	1 Gal	36" O.C.	M	
	<i>Hemerocallis hybridus-Yellow</i> Yellow Day Lily	1 Gal	24" O.C.	M	
	<i>Lantana 'Gold Mound'</i> Yellow Lantana	1 Gal	36" O.C.	L	
	<i>Lonicera j. 'Haliana'</i> Half's Honeysuckle	1 Gal	48" O.C.	L	
	<i>Myoponium parvifolium</i> Myoponium	1 Gal	36" O.C.	L	
	<i>Rosmarinus o. 'Huntington Carpet'</i> Prostrate Rosemary	1 Gal	48" O.C.	L	
	<i>Trachelospermum jasminoides</i> Star Jasmine	1 Gal	24" O.C.	M	

Landscape Required 14% - Landscape Provided - 426,883 SF 14%



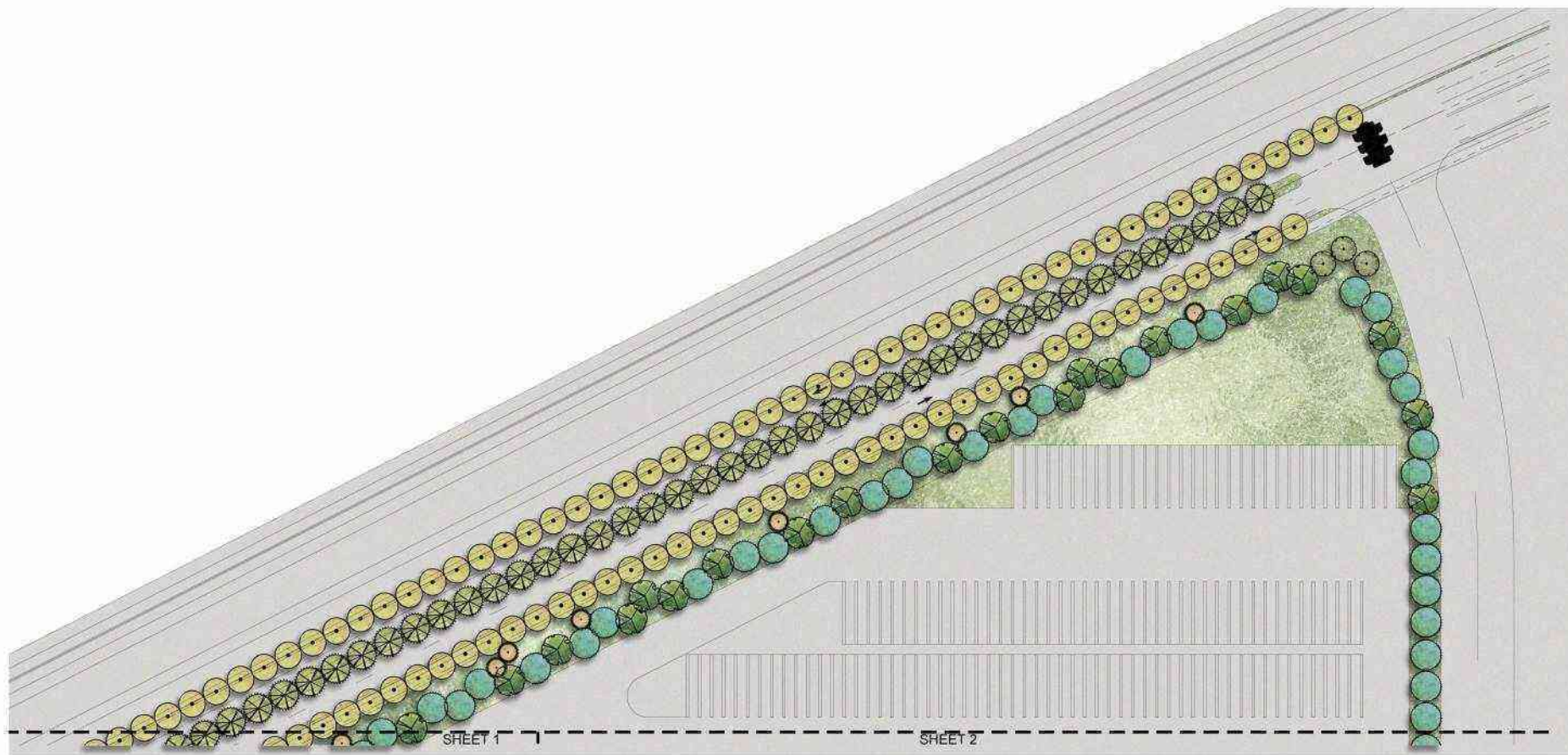
Harvest Landing Business Park - Fed Ex

HIP-So Cal Properties, LLC

**HUNTER LANDSCAPE**  
711 FEE ANA STREET PLACENTIA, CA 92870  
714.986.2400 FAX 714.986.2408

Perris, California

21-164	09.11.23	10.10.24	07.07.25	01.30.26
	03.25.24	02.17.25	10.02.25	
	08.09.24	06.10.25	11.25.25	



PLANTING LEGEND - OVERALL

TREES					
SYMBOL	BOTANICAL/COMMON NAME	SIZE	QTY	WUCOLS	REMARKS
	<i>Cercidium</i> 'Desert Museum' Blue Palo Verde	24" Box	220	L	
	<i>Chitopsis linearis</i> Desert Willow	24" Box	34	L	Multi
	<i>Gaijera parriflora</i> Australian Willow	36" Box 25" Box	74 23	M	Standard
	<i>Olea europaea</i> Olive	48" Box	13	L	Multi
	<i>Pinus edularica</i> Afghan Pine	24" Box	148	L	Standard
	<i>Platanus acerfolia</i> London Plane	24" Box	87	M	
	<i>Prosopis chilensis</i> Chilean Mesquite	24" Box	141	M	Multi
	<i>Schinus molle</i> California Pepper	24" Box	49	L	Multi
	<i>Ulmus parviflora</i> Chinese Elm	24" Box	50	M	Standard

SHRUBS					
SYMBOL	BOTANICAL/COMMON NAME	SIZE		WUCOLS	REMARKS
	<i>Baccharis p. 'Centennial'</i> Coyote Bush	5 Gal		L	
	<i>Callistemon 'Little John'</i> Dwarf Bottle Brush	5 Gal		L	
	<i>Cassia rhynchodonta</i> Silverleaf Cassia	5 Gal		L	
	<i>Dielas bicolor</i> Fortnight Lily	5 Gal		M	
	<i>Furcraea MacDougalii</i> Furcraea	5 Gal		L	
	<i>Leucophyllum frutescens</i> Texas Ranger	5 Gal		L	
	<i>Ligustrum l. Texanum</i> Texas Privet	5 Gal		M	
	<i>Muhlenbergia capillaris</i> Pink Muhly	5 Gal		L	
	<i>Muhlenbergia rigens</i> Deer Grass	5 Gal		M	
	<i>Rhamnus californica</i> Coffeeberry	5 Gal		L	
	<i>Rosmarinus o. 'Tuscan Blue'</i> Rosemary	5 Gal		L	
	<i>Salvia o. 'Allen Chickering'</i> Allen Chickering Sage	5 Gal		L	
	<i>Salvia leucantha</i> Mexican Sage	5 Gal		L	
	<i>Westringia fruticosa</i> Coast Rosemary	5 Gal		L	
	<i>Westringia f. 'Grey Box'</i> Dwarf Coast Rosemary	5 Gal		L	

GROUNDCOVER					
SYMBOL	BOTANICAL/COMMON NAME	SIZE	SPACING	WUCOLS	REMARKS
	<i>Acacia redolens 'Low Boy'</i> Dwarf Acacia	1 Gal	8" O.C.	L	
	<i>Baccharis p. 'Pigeon Point'</i> Dwarf Coyote Bush	1 Gal	8" O.C.	L	
	<i>Carlissa m. 'Green Carpet'</i> Prostrate Natal Plum	1 Gal	36" O.C.	M	
	<i>Hemerocallis hybridus</i> Yellow Yellow Day Lily	1 Gal	24" O.C.	M	
	<i>Lantana 'Gold Mound'</i> Yellow Lantana	1 Gal	36" O.C.	L	
	<i>Lonicera l. 'Haitiana'</i> Hall's Honeysuckle	1 Gal	48" O.C.	L	
	<i>Myoporum parvifolium</i> Myoporum	1 Gal	36" O.C.	L	
	<i>Rosmarinus o. 'Huntington Carpet'</i> Prostrate Rosemary	1 Gal	48" O.C.	L	
	<i>Trachelospermum jasminoides</i> Star Jasmine	1 Gal	24" O.C.	M	

Landscape Required 14% - Landscape Provided - 428,883 SF 14%





# HARVEST LANDING RETAIL CENTER & BUSINESS PARK

PERRIS, CA

VIEW OF BUILDING 1  
close up view of building 1 - daytime



Copyright © AO, LLP 2024

01

Scale  
Job No.  
Date

N.A.  
2020-392  
2026-02-04



**HARVEST LANDING RETAIL CENTER & BUSINESS PARK**

PERRIS, CA

**VIEW OF BUILDING 1**  
close up view of building 1 - dusk



Scale  
Job No.  
Date

**02**

N.A.  
2020-392  
2026-02-04

Copyright © AO, LLP 2024

# HARVEST LANDING

S.W.C. of Perris Blvd. & Orange Ave.  
Perris, California 92571

## DEVELOPMENT PLAN REVIEW RESUBMITTAL - 06.03.2025

PROJECT LOCATION				BUILDING & SITE DATA		PARKING DATA		PROJECT TEAM		SHEET INDEX	
ASSESSOR'S PARCEL #:	305-110-015 305-110-016 305-110-022 305-110-023 305-110-024 305-110-025 305-110-026 305-110-027 305-110-032 305-110-033 305-110-034 305-110-035	305-140-012 305-140-024 305-140-025 305-140-026 305-140-027 305-140-031 305-140-032 305-140-034 305-140-040 305-140-041 305-140-049 305-140-050	305-140-052 305-140-053 305-140-054 305-140-056 305-140-057 305-140-058 305-140-059 305-140-060 305-140-061	<b>SHOPPING CENTER</b>		<b>PARKING PROVIDED</b>		<b>DEVELOPER:</b>		<b>ARCHITECTURAL</b>	
PROJECT ADDRESS:	S.W.C. OF PERRIS BLVD. & ORANGE AVE. PERRIS, CALIFORNIA 92571			PARCEL 2 SITE AREA: (±22.0 AC) ±958,411 S.F.		STANDARD: (9'-0" x 19'-0") 852 STALLS STANDARD (EMPLOYEE PARKING): (9'-0" x 19'-0") 4 STALLS STANDARD ACCESSIBLE PARKING: (9'-0" x 19'-0") 36 STALLS VAN ACCESSIBLE PARKING: (9'-0" x 19'-0") 6 STALLS COMPACT: (8'-0" x 16'-0") 73 STALLS COMPACT (EMPLOYEE PARKING): (8'-0" x 16'-0") 92 STALLS EV (DCFC) STALL: (9'-0" x 19'-0") 10 STALLS EV (DCFC) VAN ACCESSIBLE: (12'-0" x 19'-0") 1 STALL TOTAL PARKING PROVIDED: 1,074 STALLS		HIP SO-CAL PROPERTIES LLC 6055 East Washington Blvd., Suite 495 Commerca, CA 90040 714.637.3333 TEL. CONTACT: Mike Tunney (mtunney@hipre.net) AZURE DEVELOPMENT CO. 944 South Greenwood Avenue Montebello, CA 90640 323.477.1160 TEL. CONTACT: Ariel Delgado (ariel@azuredevelopmentco.com)		T100 TITLE SHEET L-1 OVERALL CONCEPTUAL LANDSCAPE PLAN L-2 ENLARGED CONCEPTUAL LANDSCAPE PLAN L-3 CONCEPTUAL LANDSCAPE PLAN (PLAZA AREA) L-4 CONCEPTUAL LANDSCAPE PLAN (COMMERCIAL RETAIL) L-5 PLANT IMAGE GALLERY SP-1 OVERALL SITE PLAN & SITE SECTIONS SP-1.1 ENLARGED SITE PLAN SP-1.2 PROPOSED DELIVERY TRUCK CIRCULATION ROUTES (RETAIL) SP-1.2B PROPOSED DELIVERY TRUCK CIRCULATION ROUTES (COMMERCIAL RETAIL) SP-1.3 EV & ADA EXHIBIT (RETAIL) SP-1.4 EV & ADA EXHIBIT (COMMERCIAL RETAIL) SP-1.5 FIRE ACCESS CIRCULATION PLAN SP-1.6 SITE SECTIONS SP-1.7 SITE SECTIONS	
<b>GENERAL PLAN &amp; ZONING</b>				<b>BUILDING DATA</b>		TOTAL CART CORRAL: 13 STALLS		<b>ARCHITECT:</b>		A 101 PROPOSED FLOOR PLAN (MAJOR A) A 102 PROPOSED FLOOR PLAN (MAJOR B) A 103 PROPOSED FLOOR PLAN (MAJOR C) A 104 PROPOSED FLOOR PLAN (MAJOR D) A 105 PROPOSED FLOOR PLAN (MAJOR E) A 106 PROPOSED FLOOR PLAN (MAJOR F) A 107 PROPOSED FLOOR PLAN (MAJOR G) A 108 PROPOSED FLOOR PLAN (MAJOR H) A 109 PROPOSED FLOOR PLAN (MAJOR J) A 110 PROPOSED FLOOR PLAN (MAJOR K) A 111 PROPOSED FLOOR PLAN (PAD 1) A 112 PROPOSED FLOOR PLAN (PAD 2) A 113 PROPOSED FLOOR PLAN (PAD 3) A 114 PROPOSED FLOOR PLAN (PAD 4) A 115 PROPOSED FLOOR PLAN (PAD 5) A 116 PROPOSED FLOOR PLAN (PAD 6) A 117 PROPOSED FLOOR PLAN (PAD 7) A 118 PROPOSED FLOOR PLAN (PAD 8)	
ZONING DESIGNATION:	HL-SP (HARVEST LANDING SPECIFIC PLAN)			(N) MAJOR A' (RETAIL) ± 50,018 S.F. (N) MAJOR B' (RETAIL) ± 55,056 S.F. (N) MAJOR B' MEZZ. (RETAIL) ± 2,921 S.F. (N) MAJOR C' (RETAIL) ± 23,248 S.F. (N) MAJOR D' (RETAIL) ± 15,012 S.F. (N) MAJOR E' (RETAIL) ± 23,256 S.F. (N) MAJOR F' (RETAIL) ± 12,500 S.F. (N) MAJOR G' (RETAIL) ± 5,000 S.F. (N) MAJOR H' (RETAIL) ± 5,000 S.F. (N) MAJOR J' (RETAIL) ± 5,376 S.F. (N) MAJOR K' (RETAIL) ± 5,500 S.F.		PARKING RATIO PROVIDED: 4.2/1000 S.F.		<b>LANDSCAPE ARCHITECT:</b>		A 201 PROPOSED ELEVATIONS (MAJOR A) A 202 PROPOSED ELEVATIONS (MAJOR B, C & D) A 203 PROPOSED ELEVATIONS (MAJOR E, F, G & H) A 204 PROPOSED ELEVATIONS (MAJOR J, J & K) A 205 PROPOSED ELEVATIONS (MAJOR J & B) A 206 PROPOSED ELEVATIONS (MAJOR C) A 207 PROPOSED ELEVATIONS (MAJOR D & E) A 208 PROPOSED ELEVATIONS (MAJOR G & F) A 209 PROPOSED ELEVATIONS (MAJOR K) A 210 PROPOSED ELEVATIONS (PAD 1) A 211 PROPOSED ELEVATIONS (PAD 2) A 212 PROPOSED ELEVATIONS (PAD 3) A 213 PROPOSED ELEVATIONS (PAD 4) A 214 PROPOSED ELEVATIONS (PAD 4) A 215 PROPOSED ELEVATIONS (PAD 5) A 216 PROPOSED ELEVATIONS (PAD 6) A 217 PROPOSED ELEVATIONS (PAD 7) A 218 PROPOSED ELEVATIONS (PAD 7) A 219 PROPOSED ELEVATIONS (PAD 7) A 220 PROPOSED TRELIS AND GATEWAY ELEVATIONS	
JURISDICTION:	CITY OF PERRIS, CA			(N) PAD 1 (FOOD/RETAIL) ± 4,472 S.F. (N) PAD 2 (FOOD) ± 4,100 S.F. (N) PAD 3 (FOOD) ± 4,834 S.F. (N) PAD 4 (FOOD/RETAIL) ± 8,942 S.F. (N) PAD 5 (FOOD) ± 6,462 S.F. (N) PAD 6 (COFFEE W/ DRIVE-THRU) ± 1,800 S.F. (N) PAD 7 (FOOD/RETAIL) ± 9,108 S.F. (N) PAD 8 (FOOD) ± 7,781 S.F. TOTAL SHOPPING CTR. BLDG. AREA: ± 250,386 S.F.		TOTAL CART CORRAL PROVIDED: 13 STALLS		<b>CIVIL ENGINEER:</b>		A 300 TRASH ENCLOSURE PLANS EO.3 TITLE 24 EO.4 LIGHTING CUTSHEETS E1.5 BIG BOX RETAIL BLDG SITE PHOTOMETRIC E1.6 RETAIL/RESTAURANTS SITE PHOTOMETRIC	
EXISTING LAND USE:	VACANT			F.A.R. (±250,386 SF / ±958,411 SF) .26 RATIO		PARKING PROVIDED		<b>LIGHTING ENGINEER:</b>		A 201 PROPOSED ELEVATIONS (MAJOR A) A 202 PROPOSED ELEVATIONS (MAJOR B, C & D) A 203 PROPOSED ELEVATIONS (MAJOR E, F, G & H) A 204 PROPOSED ELEVATIONS (MAJOR J, J & K) A 205 PROPOSED ELEVATIONS (MAJOR J & B) A 206 PROPOSED ELEVATIONS (MAJOR C) A 207 PROPOSED ELEVATIONS (MAJOR D & E) A 208 PROPOSED ELEVATIONS (MAJOR G & F) A 209 PROPOSED ELEVATIONS (MAJOR K) A 210 PROPOSED ELEVATIONS (PAD 1) A 211 PROPOSED ELEVATIONS (PAD 2) A 212 PROPOSED ELEVATIONS (PAD 3) A 213 PROPOSED ELEVATIONS (PAD 4) A 214 PROPOSED ELEVATIONS (PAD 4) A 215 PROPOSED ELEVATIONS (PAD 5) A 216 PROPOSED ELEVATIONS (PAD 6) A 217 PROPOSED ELEVATIONS (PAD 7) A 218 PROPOSED ELEVATIONS (PAD 7) A 219 PROPOSED ELEVATIONS (PAD 7) A 220 PROPOSED TRELIS AND GATEWAY ELEVATIONS	
PROPOSED LAND USE:	COMMERCIAL			COMMERCIAL ANCHOR RETAIL		TOTAL PARKING PROVIDED: 822 STALLS		<b>SHEET LEGEND</b>		<b>ABBREVIATIONS</b>	
BOUNDARIES INFORMATION:	THIS PLAN HAS BEEN PREPARED BY USING THE ALTA/NSPS SURVEY PREPARED BY PBLA SURVEYING, INC. DATED 08.31.2022.			PARCEL 1 AREA: (±20.4 AC) ±886,844 S.F. F.A.R. (±167,050 SF / ±886,844 SF) .18 RATIO		TOTAL CART CORRAL PROVIDED: 25 STALLS		ELEC. ELECTRICAL F.F. FINISH FLOOR MECH. MECHANICAL MTL. METAL (N) NEW NO. NUMBER T.O.P. TOP OF PARAPET (TYP.) TYPICAL SQ. FT. SQUARE FEET		VICINITY MAP	
				OUTPARCEL 1 SITE AREA: ±2.04 AC		TOTAL COMBINED SITE AREA: ±46.24 AC					

HIP So-Cal Properties LLC  
2244 N. Pacific Street  
Orange, CA 92865  
TEL. (714) 637-3333



AZURE DEVELOPMENT CO.  
944 South Greenwood Avenue  
Montebello, CA 90640  
TEL. (323) 477-1160



Harvest Landing Retail Center & Business Park  
SWC Perris Blvd. & Orange Ave., Perris CA 92571

TITLE SHEET

22161MMA

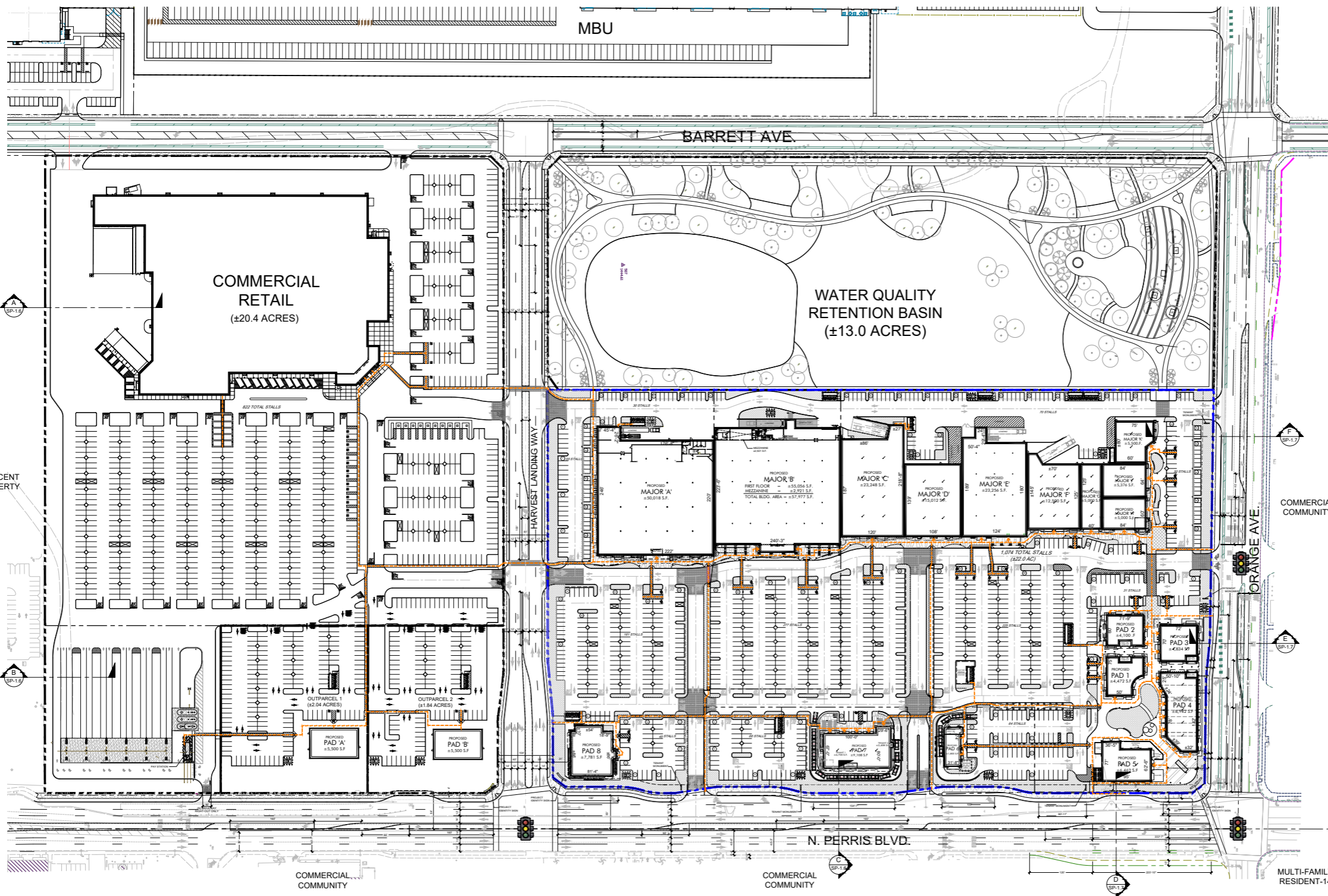
06.03.2025

T100

mmaarchitecture.com

mma  
Architecture





**LEGEND**

- PROPOSED SITE AREA (±22.0 AC)
- NEW BUILDING
- NEW PLANTER AREA. SEE LANDSCAPE PLANS.
- HANDICAP INDICATION PATH OF TRAVEL
- CART CORRAL  
NOTE: ALL CART CORRALS VISIBLE FROM ADJACENT ROADWAYS MUST BE ENCLOSED AND DECORATED IN MATERIALS AND COLORS COMPLIMENTARY TO COMMERCIAL/RETAIL BUILDINGS.

**OVERALL SITE PLAN**  
SCALE: 1" = 80'-0"

**GRAPHIC SCALE**  
0 40 80 160 240  
1 inch = 80 feet

**NOTE:**  
See Sheet T100 for proposed building and parking summary.  
See Sheet SP-1.6 & SP-1.7 for site sections.

PRELIMINARY SITE PLAN SUBJECT TO CHANGE.  
PROPERTY LINES ARE BASED ON CAD DRAWINGS  
PROVIDED BY CLIENT, PREPARED BY FMCIVIL  
ENGINEERS INC. RECEIVED FROM CLIENT 06.06.2023.

HIP So-Cal Properties LLC  
2244 N. Pacific Street  
Orange, CA 92865  
TEL. (714) 637-3333

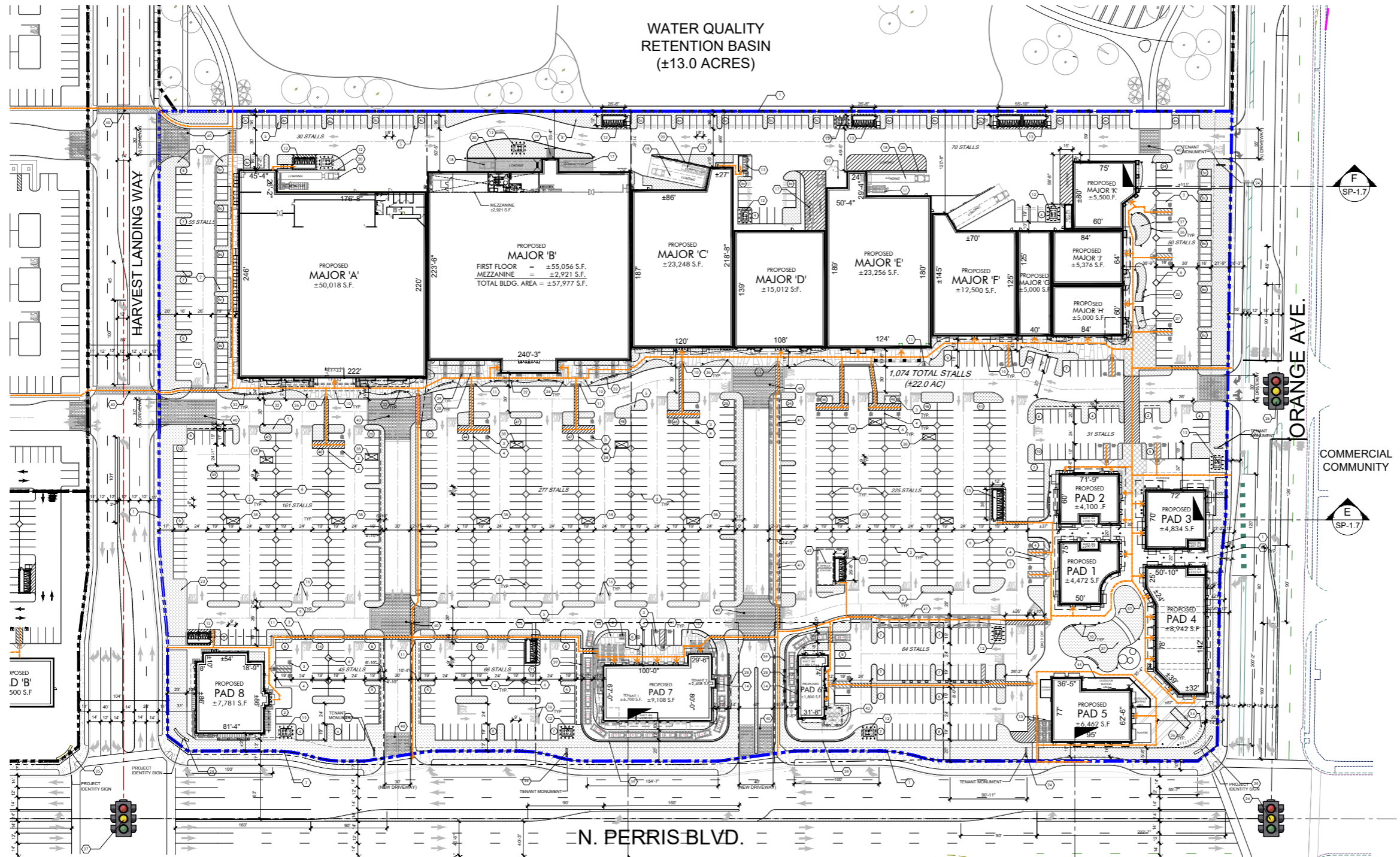
**AZURE DEVELOPMENT CO.**  
944 South Greenwood Avenue  
Montebello, CA 90640  
TEL. (310) 467-7408



**Harvest Landing Retail Center & Business Park**  
SWC Perris Blvd. & Orange Ave., Perris CA 92571

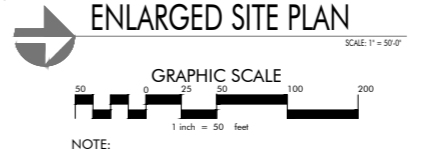
PROPOSED SITE PLAN  
22161MMA | 10.29.2025  
**SP-1**

mmaarchitecture.com  
**mma**  
Architecture



- ### KEY NOTES
- 1 PROPOSED BOUNDARY LINE
  - 2 NEW STRIPING
  - 3 NEW PAINTED DISABLED SYMBOL
  - 4 NEW DISABLED SIGN
  - 5 NEW PLANTER
  - 6 NEW 6' x 6' DIAMOND PLANTER
  - 7 NEW CURB
  - 8 NEW SHORT TERM BIKE RACKS
  - 9 NEW LONG TERM BIKE STORAGE
  - 10 NEW CONCRETE PAVING. ACID WASH FINISH, SAW CUT LINES. COLOR: NATURAL GRAY
  - 11 NEW RAMP WITH TRUNCATED DOME
  - 12 NEW TRANSFORMER
  - 13 NEW TRASH ENCLOSURE WITH ROOF
  - 14 NEW DRIVE-THRU WINDOW
  - 15 NEW CLEARANCE BAR
  - 16 NEW DIRECTIONAL ARROW
  - 17 NEW COMPACTOR
  - 18 NEW DEPRESSED LOADING DOCK
  - 19 NEW BALE SCISSOR LIFT WITH 8' x 10' CONCRETE PAD
  - 20 NEW LOW WALL FOR LOADING AREA.
  - 21 NEW METAL RAILING
  - 22 NEW SUSTAINABILITY FENCED AREA
  - 23 SETBACK LINE
  - 24 TENANT MONUMENT SIGN
  - 25 PROJECT IDENTITY SIGN
  - 26 EXISTING TRAFFIC LIGHTS
  - 27 PROPOSED TRAFFIC LIGHTS
  - 28 NEW PORTE COCHERE
  - 29 NEW TRELIS COLUMN
  - 30 NEW PARKING LOT LIGHTING STANDARD
  - 31 PROPOSED WATER TOWER
  - 32 PROPOSED STONE SEAT WALL
  - 33 PROPOSED BENCH
  - 34 PROPOSED CANTILEVER METAL TRELIS
  - 35 PROPOSED METAL GABLE TRELIS
  - 36 PROPOSED PEDESTRIAN LIGHTING
  - 37 PROPOSED GRASS AREA LANDSCAPE
  - 38 PROPOSED CART CORRAL
  - 39 PROPOSED MIN. OF THREE-FOOT TALL DECORATIVE PONY WALL ALONG THE DRIVE-THROUGH LANE.
  - 40 PROPOSED ENHANCED PAVEMENT
  - 41 PROPOSED DECORATIVE TRELIS AT PEDESTRIAN WALKWAY
  - 42 ELECTRIC VEHICLE CHARGING EQUIPMENT
  - 43 PROPOSED ROOF DECK
  - 44 PROPOSED TRELIS WITH RETRACTABLE SHADE

- ### LEGEND
- PROPOSED SITE AREA (±22.0 AC)
  - NEW BUILDING
  - NEW PLANTER AREA. SEE LANDSCAPE PLANS.
  - HANDICAP INDICATION PATH OF TRAVEL
  - CART CORRAL  
NOTE: ALL CART CORRALS VISIBLE FROM ADJACENT ROADWAYS MUST BE ENCLOSED AND DECORATED IN MATERIALS AND COLORS COMPLEMENTARY TO COMMERCIAL/RETAIL BUILDINGS.



PRELIMINARY SITE PLAN SUBJECT TO CHANGE.  
PROPERTY LINES ARE BASED ON CAD DRAWINGS PROVIDED BY CLIENT, PREPARED BY FMCIVIL ENGINEERS INC. RECEIVED FROM CLIENT 06.06.2023.

HIP So-Cal Properties LLC  
2244 N. Pacific Street  
Orange, CA 92865  
TEL. (714) 637-3333

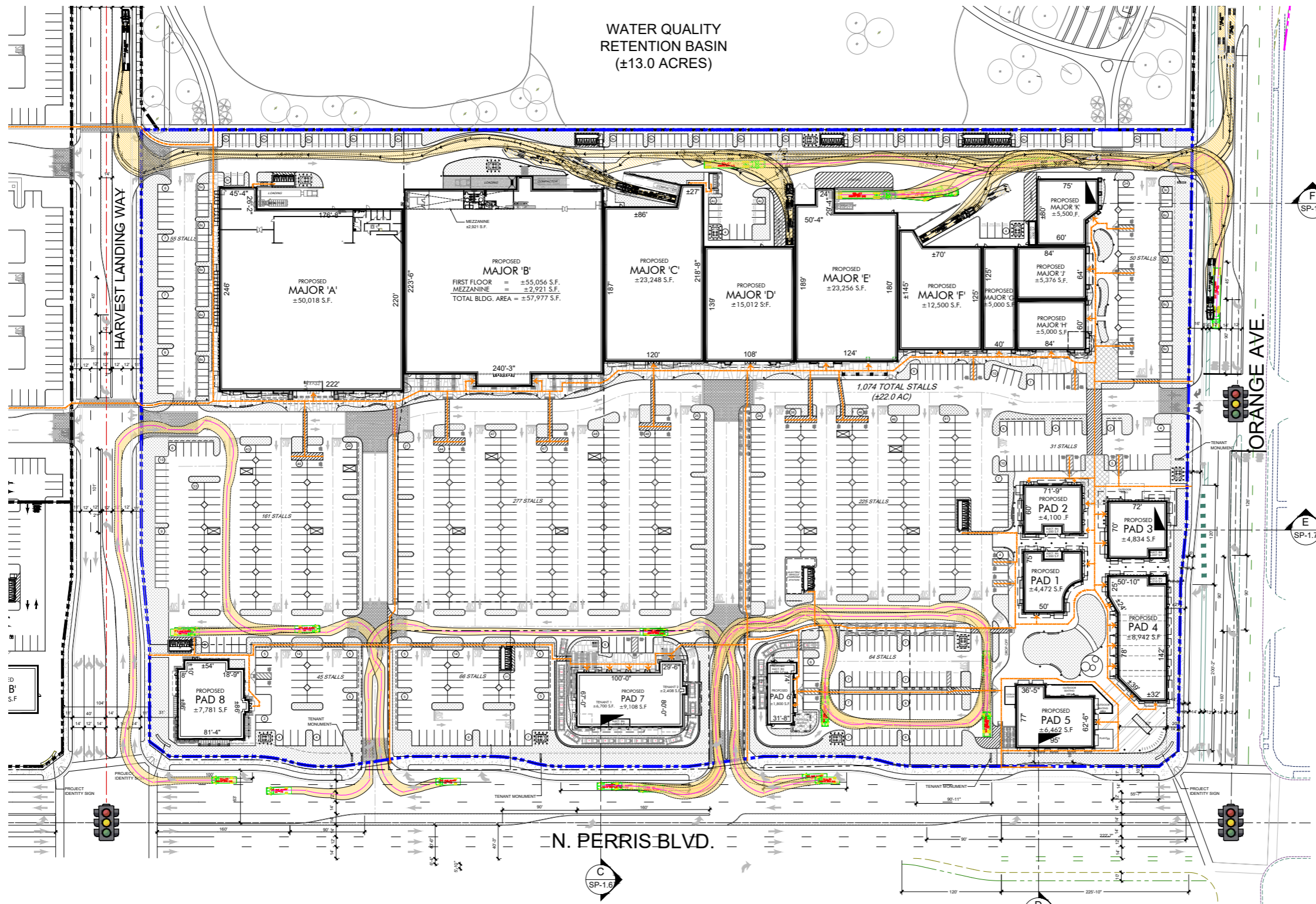
**AZURE DEVELOPMENT CO.**  
944 South Greenwood Avenue  
Montebello, CA 90640  
TEL. (310) 467-7408



**Harvest Landing Retail Center & Business Park**  
SWC Perris Blvd. & Orange Ave., Perris CA 92571

ENLARGED SITE PLAN  
22161MMA | 06.03.2025  
**SP-1.1**





WATER QUALITY  
RETENTION BASIN  
(±13.0 ACRES)

### LEGEND

- PROPOSED SITE AREA (±22.28 AC)
- NEW BUILDING
- NEW PLANTER AREA. SEE LANDSCAPE PLANS.
- HANDICAP INDICATION PATH OF TRAVEL
- CART CORRAL  
NOTE: ALL CART CORRALS VISIBLE FROM ADJACENT ROADWAYS MUST BE ENCLOSED AND DECORATED IN MATERIALS AND COLORS COMPLIMENTARY TO COMMERCIAL/RETAIL BUILDINGS.

PROPOSED TRUCK FOR MAJOR BUILDINGS:  
(TRUCK MODEL: WB-67)

WB-67 - INTERSTATE SEMI-TRAILER  
 OVERALL LENGTH 73.581 FT  
 OVERALL WIDTH 8.500 FT  
 OVERALL BODY HEIGHT 13.500 FT  
 MIN. BODY GROUND CLEARANCE 1.334 FT  
 MAX. TRACK WIDTH 8.500 FT  
 LOCK-TO-LOCK TIME 6.00 SEC.  
 MAX. STEERING ANGLE (VIRTUAL) 28.40°

PROPOSED TRUCK FOR BLDG. PADS 5, 6, 7 & 8:  
(TRUCK MODEL: SU-30)

**PROPOSED DELIVERY TRUCK CIRCULATION ROUTES**  
 TRUCK MODEL: WB-67 (73'-6") & SU-30 (30 FT.)  
SCALE: 1" = 50'



See Sheet T100 for proposed building and parking summary.

PRELIMINARY SITE PLAN SUBJECT TO CHANGE.  
 PROPERTY LINES ARE BASED ON CAD DRAWINGS  
 PROVIDED BY CLIENT, PREPARED BY FMCIVIL  
 ENGINEERS INC. RECEIVED FROM CLIENT 06.06.2023.

HIP So-Cal Properties LLC  
 2244 N. Pacific Street  
 Orange, CA 92865  
 TEL. (714) 637-3333

**AZURE DEVELOPMENT CO.**  
 944 South Greenwood Avenue  
 Montebello, CA 90640  
 TEL. (310) 467-7408



**Harvest Landing Retail Center & Business Park**  
 SWC Perris Blvd. & Orange Ave., Perris CA 92571

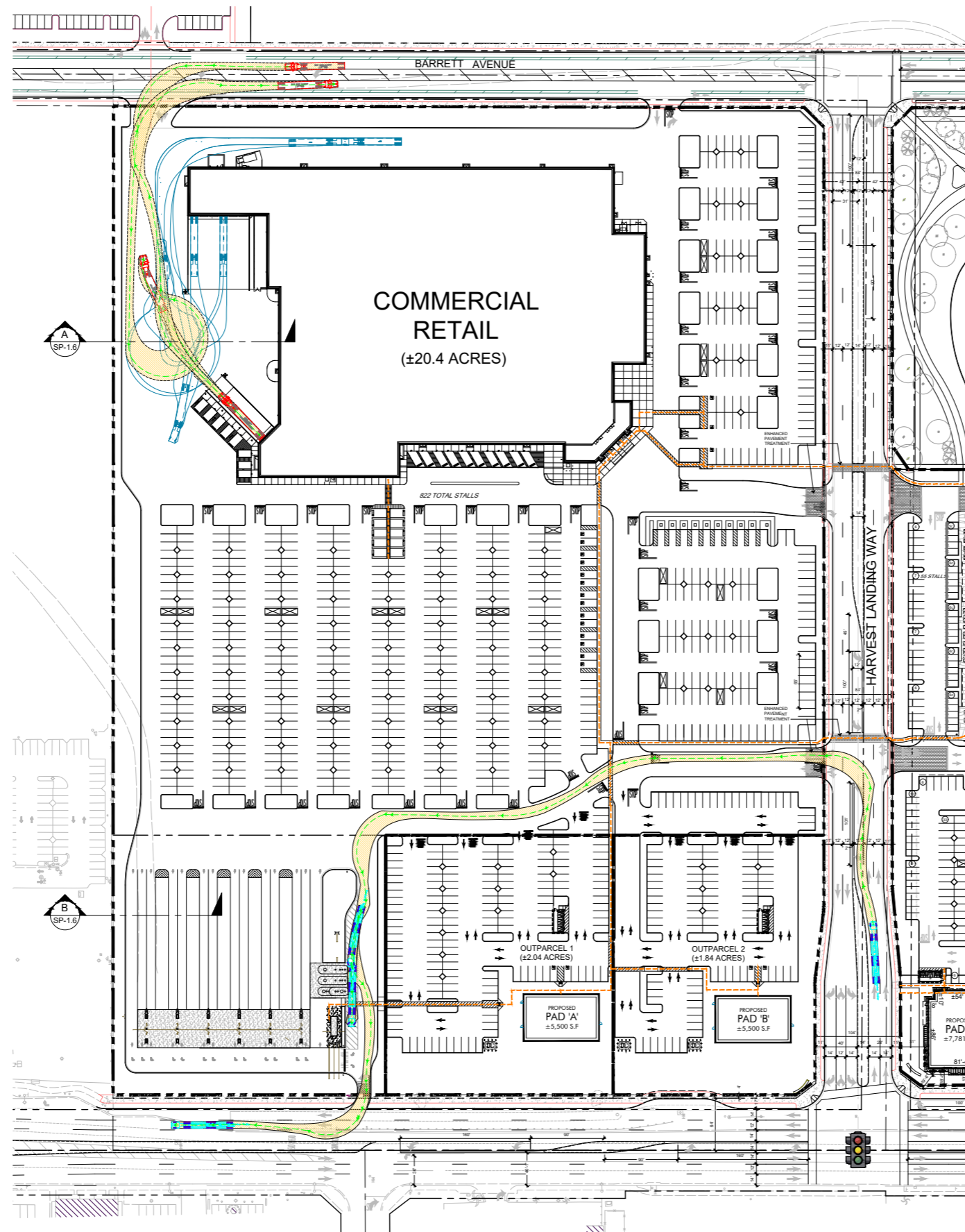
PROPOSED DELIVERY TRUCK  
 CIRCULATION ROUTES

22161MMA 06.03.2025

**SP-1.2**

mmaarchitecture.com  
**mma**  
 Architecture





WATER QUALITY RETENTION BASIN

ADJACENT PROPERTY

COMMERCIAL/ RETAIL

**LEGEND**

- PROPOSED SITE AREA (±20.4 AC)
- NEW BUILDING
- HANDICAP INDICATION PATH OF TRAVEL
- CART CORRAL  
NOTE: ALL CART CORRALS VISIBLE FROM ADJACENT ROADWAYS MUST BE ENCLOSED AND DECORATED IN MATERIALS AND COLORS COMPLIMENTARY TO COMMERCIAL/RETAIL BUILDINGS.

PROPOSED TRUCK FOR COMMERCIAL RETAIL BLDG.: (TRUCK MODEL: WB-67)

WB-67 - INTERSTATE SEMI-TRAILER	
OVERALL LENGTH	73.501 FT
OVERALL WIDTH	8.500 FT
OVERALL BODY HEIGHT	13.500 FT
MIN. BODY GROUND CLEARANCE	1.334 FT
MAX. TRACK WIDTH	8.500 FT
LOCK-TO-LOCK TIME	6.00 SEC.
MAX. STEERING ANGLE (VIRTUAL)	28.40°

PROPOSED DELIVERY TRUCK CIRCULATION ROUTES  
TRUCK MODEL: WB-67 (73'-6") & SU-30 (30 FT.)



PRELIMINARY SITE PLAN SUBJECT TO CHANGE.  
PROPERTY LINES ARE BASED ON CAD DRAWINGS PROVIDED BY CLIENT, PREPARED BY FMCIVIL ENGINEERS INC. RECEIVED FROM CLIENT 06.06.2023.

See Sheet T100 for proposed building and parking summary.

HIP So-Cal Properties LLC  
2244 N. Pacific Street  
Orange, CA 92865  
TEL. (714) 637-3333



AZURE DEVELOPMENT CO.  
944 South Greenwood Avenue  
Montebello, CA 90640  
TEL. (310) 467-7408



Harvest Landing Retail Center & Business Park  
SWC Perris Blvd. & Orange Ave., Perris CA 92571

PROPOSED DELIVERY TRUCK CIRCULATION ROUTES

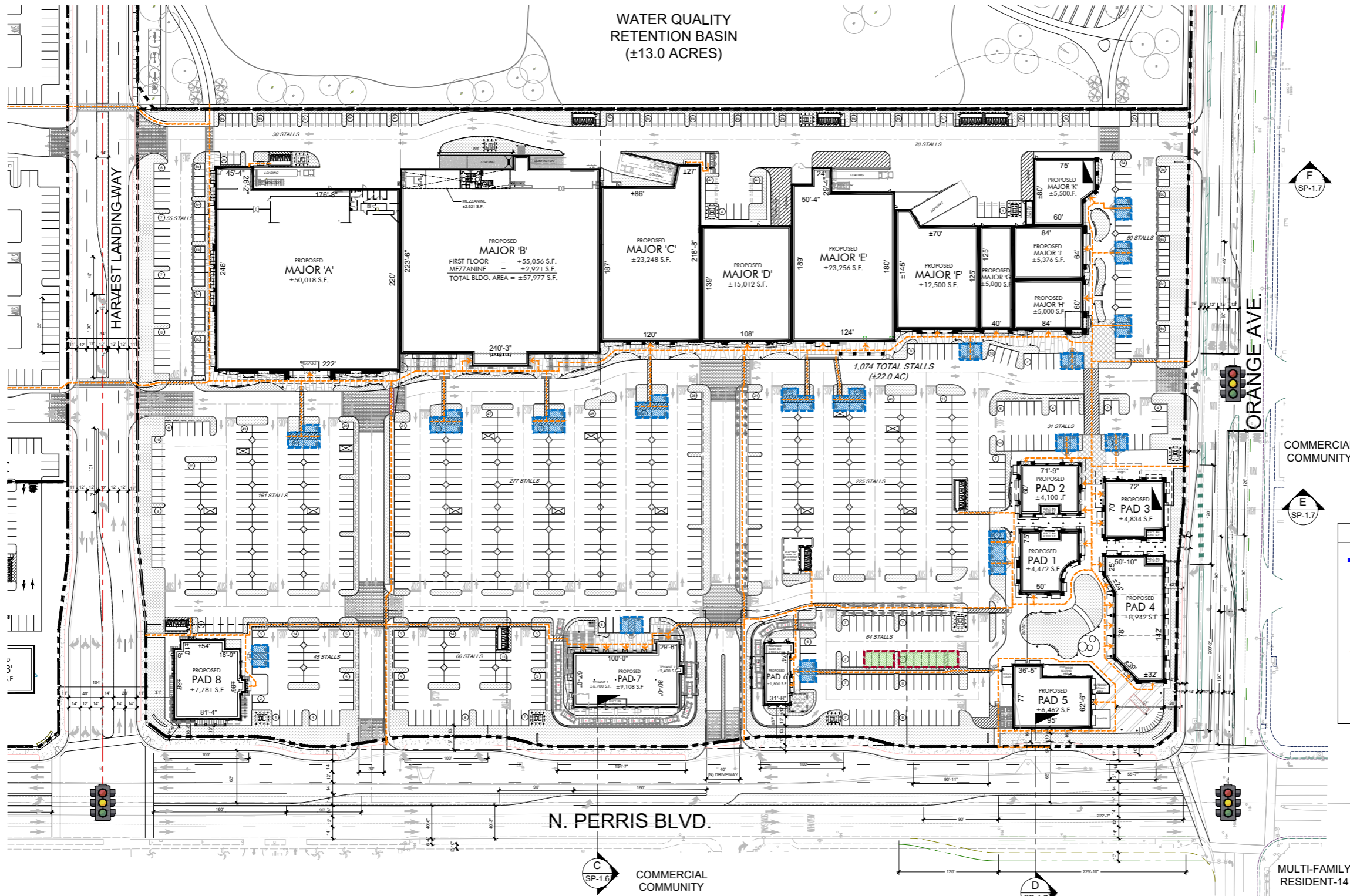
22161MMA | 10.29.2025

**SP-1.2B**

mmaarchitecture.com

**mma**  
Architecture





WATER QUALITY  
RETENTION BASIN  
(±13.0 ACRES)

**LEGEND**

- PROPOSED SITE AREA (±22.0 AC)
- NEW BUILDING
- NEW PLANTER AREA. SEE LANDSCAPE PLANS.
- HANDICAP INDICATION PATH OF TRAVEL
- CART CORRAL  
NOTE: ALL CART CORRALS VISIBLE FROM ADJACENT ROADWAYS MUST BE ENCLOSED AND DECORATED IN MATERIALS AND COLORS COMPLIMENTARY TO COMMERCIAL/RETAIL BUILDINGS.

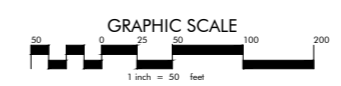
**LEGEND (ADDITIONAL)**

- EV PARKING FOR CURRENT PROJECT HAS BEEN BASED ON 2022 CBC CODE, TABLE 5.106.5.3.6. WITH TOTAL PARKING OF 1,074 STALLS, WILL PROVIDE 10 (TEN) DIRECT CURRENT FAST CHARGING (DCFC) PLUS 1 (ONE) LEVEL 2 EVSE. TOTAL OF 11 EV (DCFC) STATIONS.
- MAIN ADA PARKING PROVIDED TO BE AS CLOSE TO THE BUILDINGS. TOTAL OF 21 ACCESSIBLE SPACES REQUIRED. TOTAL OF 42 ACCESSIBLE SPACES TO BE PROVIDED PER CBC 2022, TABLE 11B-208.2 OF WHICH 6 ARE VAN ACCESSIBLE STALLS.

**PARKING PROVIDED**

STANDARD:	(9'-0" x 19'-0")	853 STALLS
STANDARD (EMPLOYEE PARKING):	(9'-0" x 19'-0")	4 STALLS
STANDARD ACCESSIBLE PARKING:	(9'-0" x 19'-0")	36 STALLS
VAN ACCESSIBLE PARKING:	(9'-0" x 19'-0")	6 STALLS
COMPACT:	(8'-0" x 16'-0")	75 STALLS
EMPLOYEE PARKING:	(8'-0" x 16'-0" & 9'-0" x 19')	92 STALLS
EV (DCFC) STALL:	(9'-0" x 19'-0")	10 STALLS
EV (DCFC) VAN ACCESSIBLE:	(12'-0" x 19'-0")	1 STALL
<b>TOTAL PARKING PROVIDED:</b>		<b>1,074 STALLS</b>

**ENLARGED SITE PLAN - EV & ADA EXHIBIT**



NOTE:  
See Sheet T100 for proposed building and parking summary.

PRELIMINARY SITE PLAN SUBJECT TO CHANGE. PROPERTY LINES ARE BASED ON CAD DRAWINGS PROVIDED BY CLIENT, PREPARED BY FMCIVIL ENGINEERS INC. RECEIVED FROM CLIENT 06.06.2023.

HIP So-Cal Properties LLC/AZURE DEVELOPMENT CO.  
2244 N. Pacific Street  
Orange, CA 92865  
TEL. (714) 637-3333

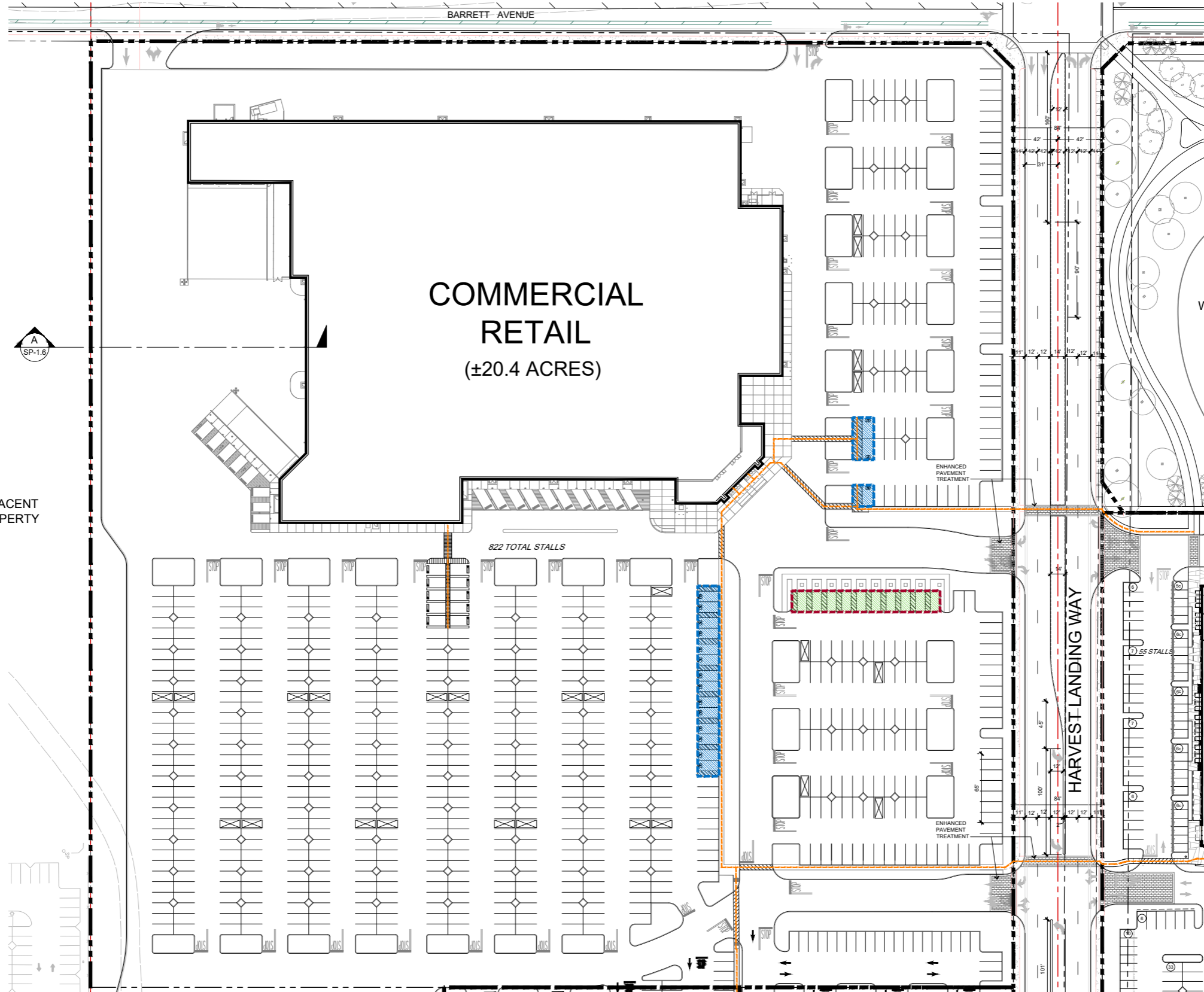
944 South Greenwood Avenue  
Montebello, CA 90640  
TEL. (310) 467-7408



**Harvest Landing Retail Center & Business Park**  
SWC Perris Blvd. & Orange Ave., Perris CA 92571

ENLARGED SITE PLAN  
22161MMA 06.03.2025  
**SP-1.3**





ADJACENT PROPERTY

# COMMERCIAL RETAIL

(±20.4 ACRES)

WATER QUALITY RETENTION BASIN

822 TOTAL STALLS

HARVEST LANDING WAY

COMMERCIAL/ RETAIL

**LEGEND**

- PROPOSED SITE AREA (±20.4 AC)
- NEW BUILDING
- HANDICAP INDICATION PATH OF TRAVEL
- CART CORRAL  
NOTE: ALL CART CORRALS VISIBLE FROM ADJACENT ROADWAYS MUST BE ENCLOSED AND DECORATED IN MATERIALS AND COLORS COMPLIMENTARY TO COMMERCIAL/RETAIL BUILDINGS.

**LEGEND (ADDITIONAL)**

- EV PARKING FOR CURRENT PROJECT HAS BEEN BASED ON CBC 2022 AND WILL BE PROVIDING 10 TOTAL LEVEL 3 CHARGERS
- MAIN ADA PARKING PROVIDED TO BE AS CLOSE TO THE BUILDINGS. TOTAL OF 17 ACCESSIBLE SPACES REQUIRED. TOTAL OF 17 ACCESSIBLE SPACES TO BE PROVIDED PER CBC 2022, TABLE 11B-208.2 OF WHICH 3 ARE VAN ACCESSIBLE STALLS.

**PARKING PROVIDED**

STANDARD:	(9'-0" x 19'-0")	795 STALLS
STANDARD ACCESSIBLE PARKING:	(9'-0" x 19'-0")	15 STALLS
VAN ACCESSIBLE PARKING:	(9'-0" x 19'-0")	2 STALLS
EV (DCFC) STALL:	(9'-0" x 19'-0")	10 STALLS
<b>TOTAL PARKING PROVIDED:</b>		<b>822 STALLS</b>
PROPOSED CART CORRALS:	(9'-0" x 19'-0")	25 STALLS

**ENLARGED SITE PLAN - EV & ADA EXHIBIT**

SCALE: 1" = 30'-0"

GRAPHIC SCALE

1 inch = 40 feet

NOTE:  
See Sheet T100 for proposed building and parking summary.

PRELIMINARY SITE PLAN SUBJECT TO CHANGE. PROPERTY LINES ARE BASED ON CAD DRAWINGS PROVIDED BY CLIENT, PREPARED BY FMCIVIL ENGINEERS INC. RECEIVED FROM CLIENT 06.06.2023.

HIP So-Cal Properties LLC  
2244 N. Pacific Street  
Orange, CA 92865  
TEL. (714) 637-3333

**AZURE DEVELOPMENT CO.**  
944 South Greenwood Avenue  
Montebello, CA 90640  
TEL. (310) 467-7408



**Harvest Landing Retail Center & Business Park**  
SWC Perris Blvd. & Orange Ave., Perris CA 92571

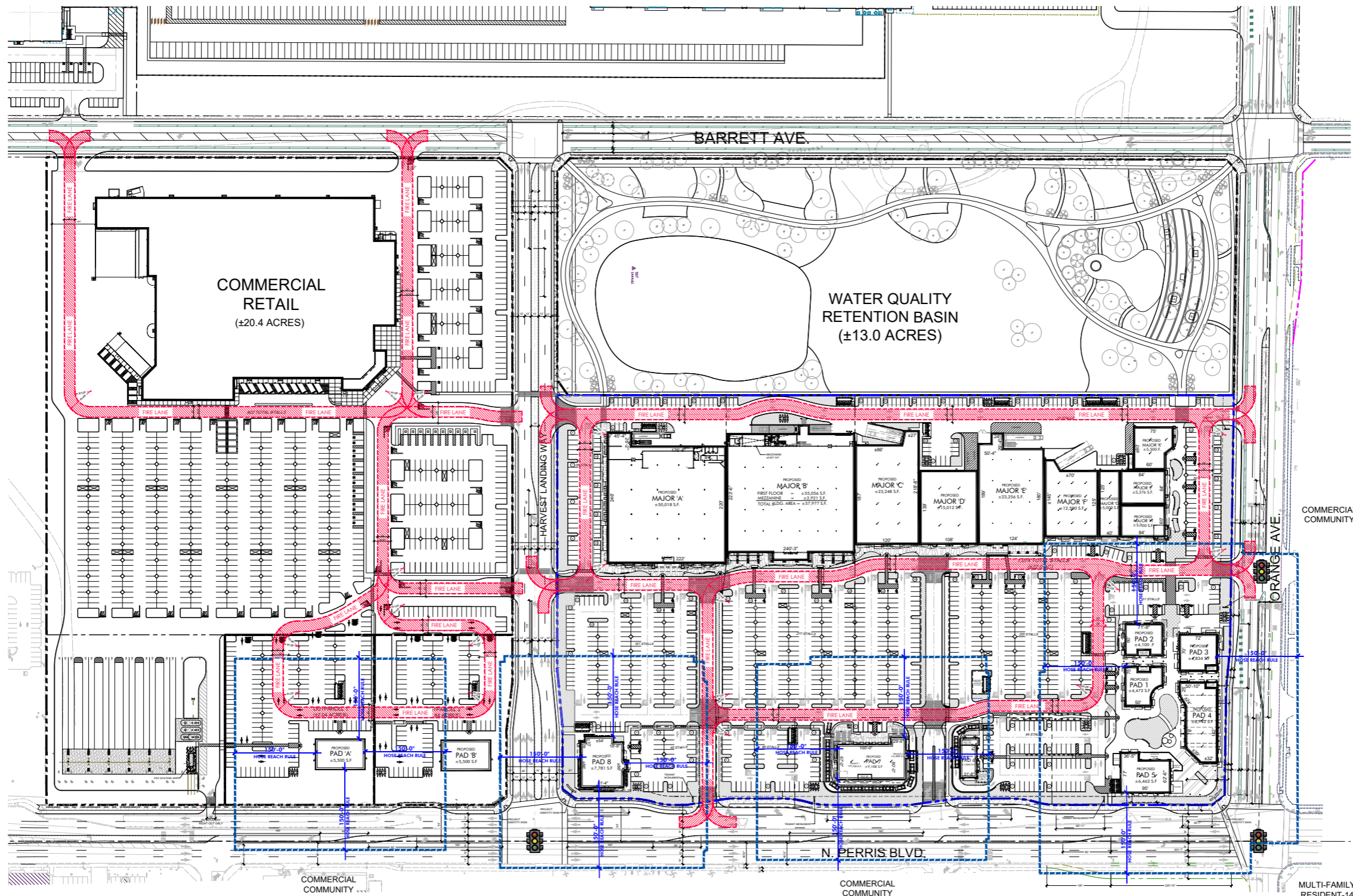
ENLARGED SITE PLAN

22161MMA | 06.03.2025

**SP-1.4**

mmaarchitecture.com

**mma**  
Architecture



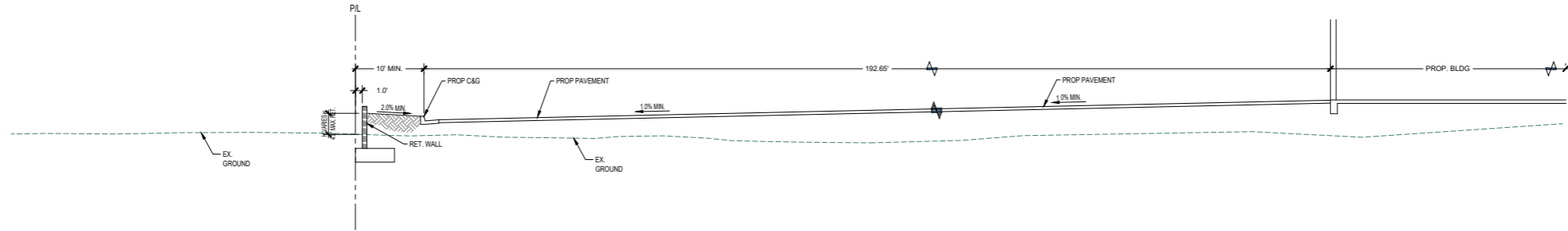
**OVERALL FIRE ACCESS CIRCULATION PLAN**  
SCALE: 1" = 80'-0"



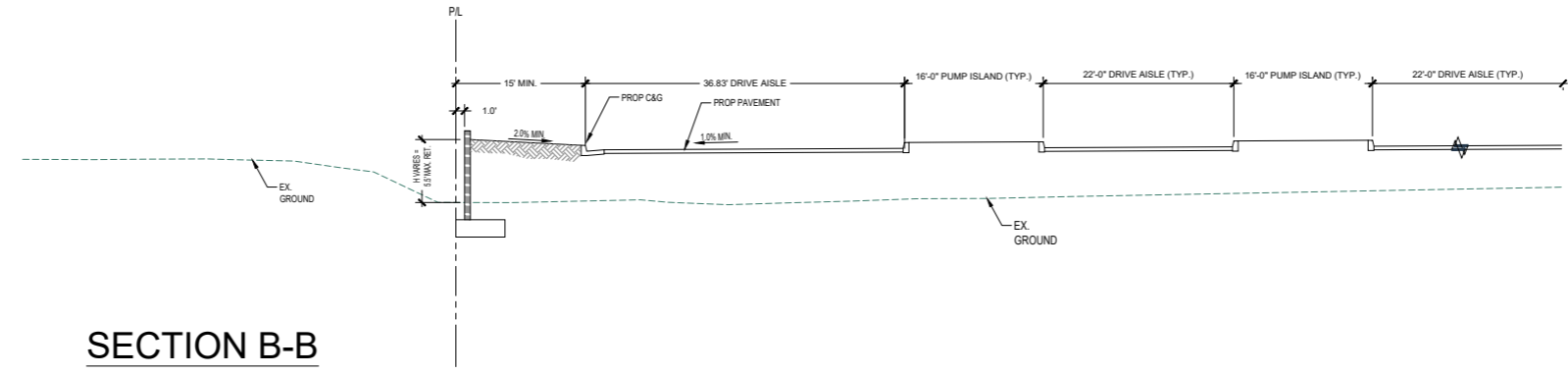
**NOTE:**  
See Sheet T100 for proposed building and parking summary.

PRELIMINARY SITE PLAN SUBJECT TO CHANGE.  
PROPERTY LINES ARE BASED ON CAD DRAWINGS  
PROVIDED BY CLIENT, PREPARED BY FMCIVIL  
ENGINEERS INC. RECEIVED FROM CLIENT 06.06.2023.

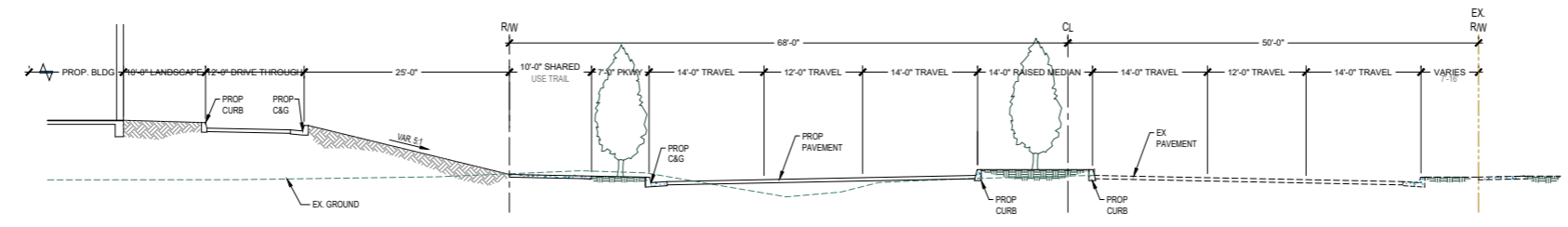




**SECTION A-A**  
SCALE: 1/8" = 1'-0"



**SECTION B-B**  
SCALE: 1/8" = 1'-0"



**SECTION C-C**  
SCALE: 1/8" = 1'-0"

NOTE:  
SEE SHEET SP-1 FOR OVERALL SITE PLAN.

mmaarchitecture.com

HIP So-Cal Properties LLC  
2244 N. Pacific Street  
Orange, CA 92865  
TEL. (714) 637-3333



AZURE DEVELOPMENT CO.  
944 South Greenwood Avenue  
Montebello, CA 90640  
TEL. (310) 467-7408



Harvest Landing Retail Center & Business Park  
SWC Perris Blvd. & Orange Ave., Perris CA 92571

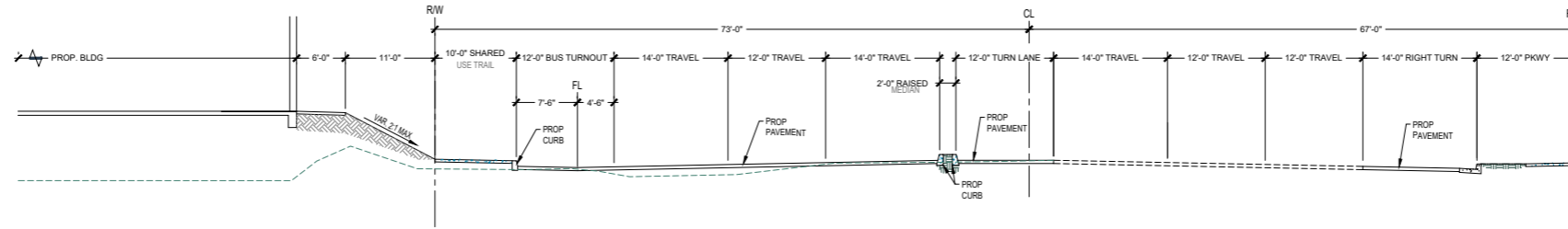
SITE SECTIONS

22161MMA 05.22.2025

**SP-1.6**

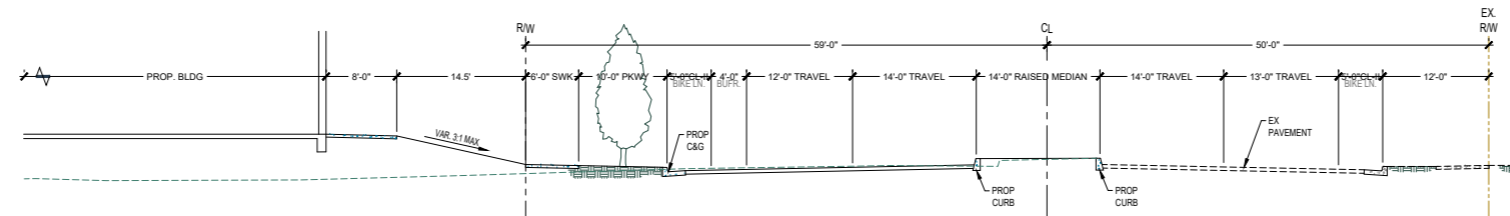
**mma**  
Architecture





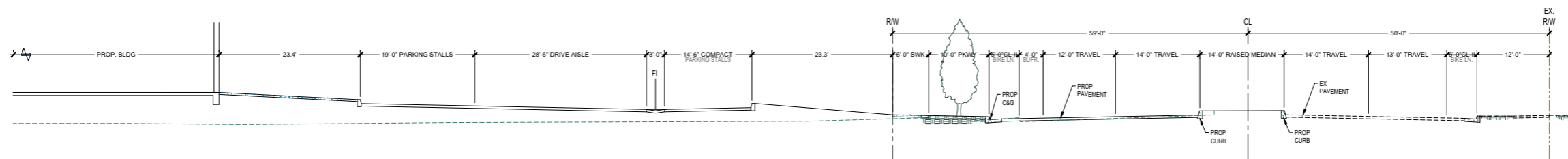
**SECTION D-D**

SCALE: 1/8" = 1'-0"



**SECTION E-E**

SCALE: 1/8" = 1'-0"



**SECTION F-F**

SCALE: 1/8" = 1'-0"

NOTE:  
SEE SHEET SP-1 FOR OVERALL SITE PLAN.

mmaarchitecture.com

HIP So-Cal Properties LLC  
2244 N. Pacific Street  
Orange, CA 92865  
TEL. (714) 637-3333



AZURE DEVELOPMENT CO.  
944 South Greenwood Avenue  
Montebello, CA 90640  
TEL. (310) 467-7408



Harvest Landing Retail Center & Business Park  
SWC Perris Blvd. & Orange Ave., Perris CA 92571

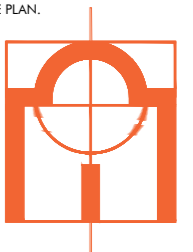
SITE SECTIONS

22161MMA

05.22.2025

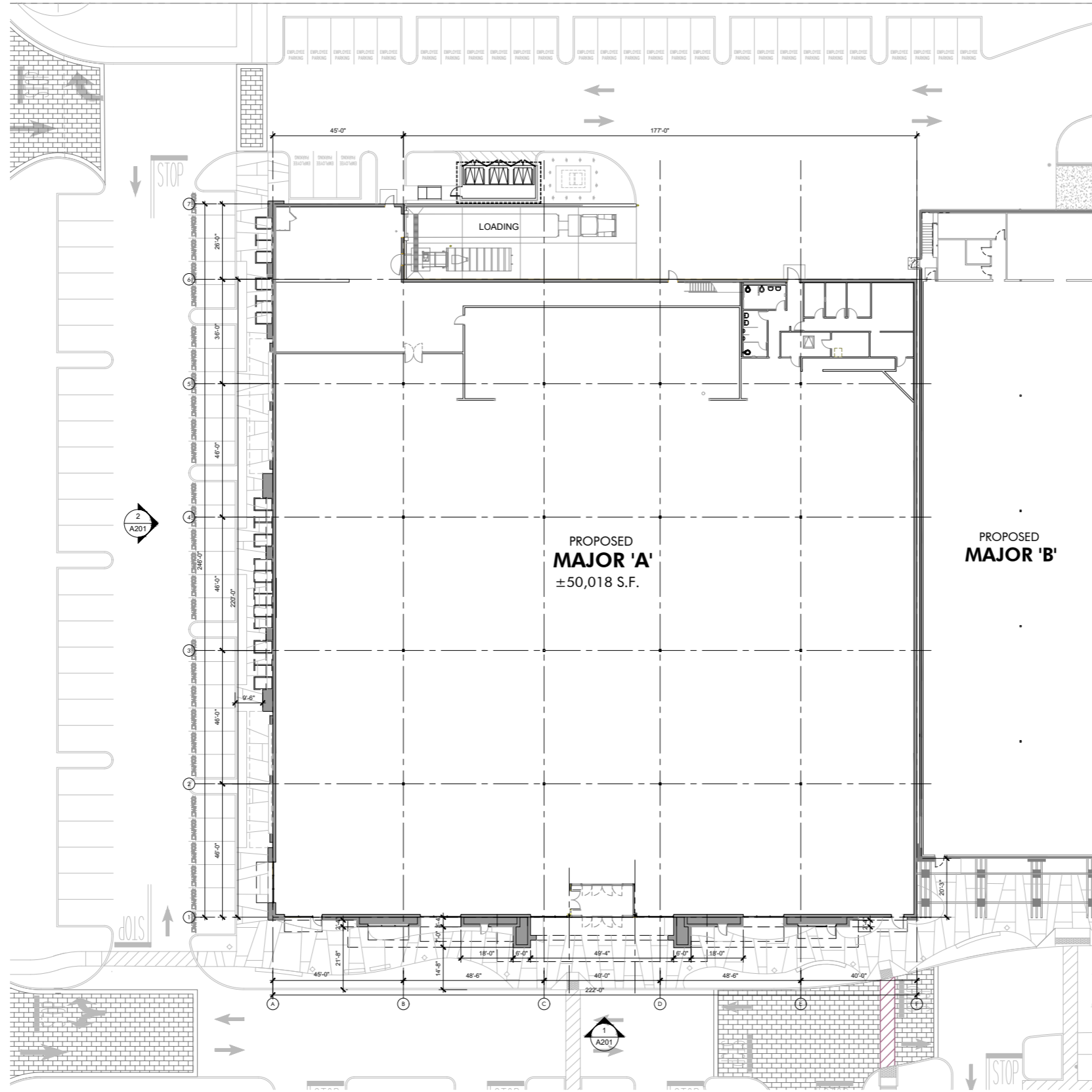
**SP-1.7**

**mma**  
Architecture



FLOOR PLAN LEGEND

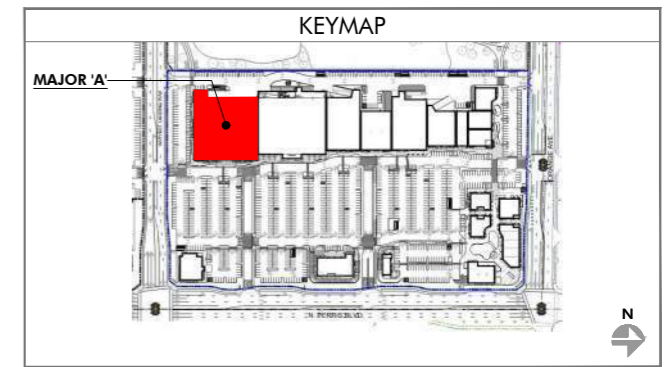
- ELEVATION SHEET NUMBER ELEVATION NUMBER
- (N) STRUCTURAL COLUMNS.
- EXIT SYMBOL. ILLUMINATED EXIT SIGN WITH EMERGENCY BACK-UP POWER.
- SALES FLOOR**  
ROOM NAME  
AREA SQUARE FOOTAGE  
FINISH FLOOR ELEVATION
- MODULAR STOREFRONTS
- INTERIOR WALL
- EXTERIOR WALL



PROPOSED  
**MAJOR 'A'**  
±50,018 S.F.

PROPOSED  
**MAJOR 'B'**

**MAJOR 'A'**  
KEYMAP



PROPOSED FLOOR PLAN (MAJOR 'A')  
SCALE: 1/16" = 1'-0"

HIP So-Cal Properties LLC  
2244 N. Pacific Street  
Orange, CA 92865  
TEL. (714) 637-3333



**AZURE DEVELOPMENT CO.**  
944 South Greenwood Avenue  
Montebello, CA 90640  
TEL. (310) 467-7408



**Harvest Landing Retail Center & Business Park**  
SWC Perris Blvd. & Orange Ave., Perris CA 92571

PROPOSED FLOOR PLAN

22161MMA

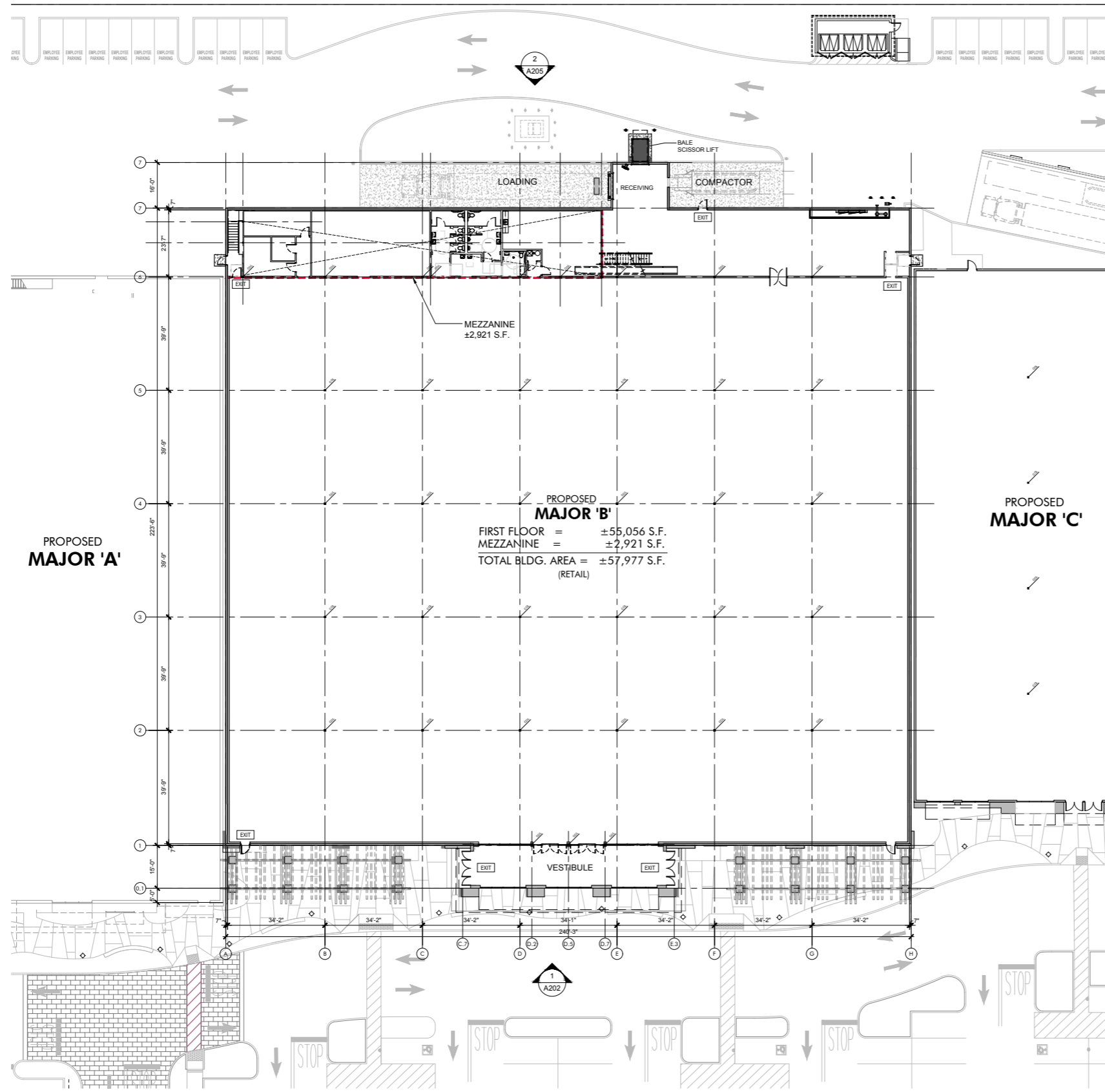
06.02.2025

**A101**

PRELIMINARY SUBJECT TO CHANGE  
mmaarchitecture.com

**mma**  
Architecture



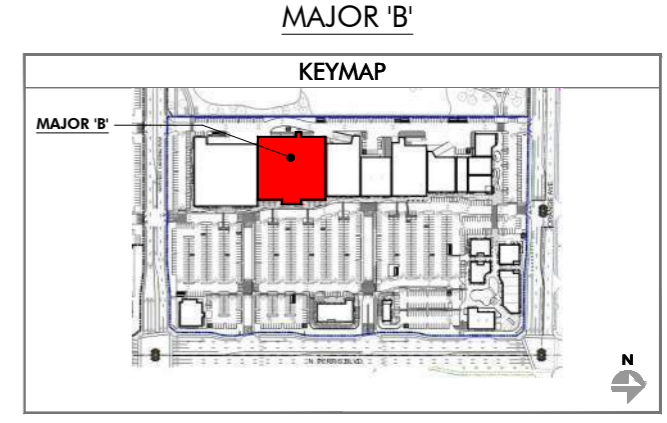


PROPOSED  
**MAJOR 'B'**  
 FIRST FLOOR = ±55,056 S.F.  
 MEZZANINE = ±2,921 S.F.  
 TOTAL BLDG. AREA = ±57,977 S.F.  
 (RETAIL)

PROPOSED  
**MAJOR 'A'**

PROPOSED  
**MAJOR 'C'**

FLOOR PLAN LEGEND	
	ELEVATION SHEET NUMBER ELEVATION NUMBER
	(N) STRUCTURAL COLUMNS.
	EXIT SYMBOL, ILLUMINATED EXIT SIGN WITH EMERGENCY BACK-UP POWER.
<b>SALES FLOOR</b> ± 0.000 11.10'	ROOM NAME AREA SQUARE FOOTAGE FINISH FLOOR ELEVATION
	MODULAR STOREFRONTS
	INTERIOR WALL
	EXTERIOR WALL



PROPOSED FLOOR PLAN (MAJOR 'B')  
 SCALE: 1/16" = 1'-0"

PRELIMINARY SUBJECT TO CHANGE

HIP So-Cal Properties LLC  
 2244 N. Pacific Street  
 Orange, CA 92865  
 TEL. (714) 637-3333

**AZURE DEVELOPMENT CO.**  
 944 South Greenwood Avenue  
 Montebello, CA 90640  
 TEL. (310) 467-7408



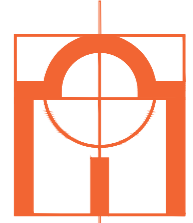
**Harvest Landing Retail Center & Business Park**  
 SWC Perris Blvd. & Orange Ave., Perris CA 92571

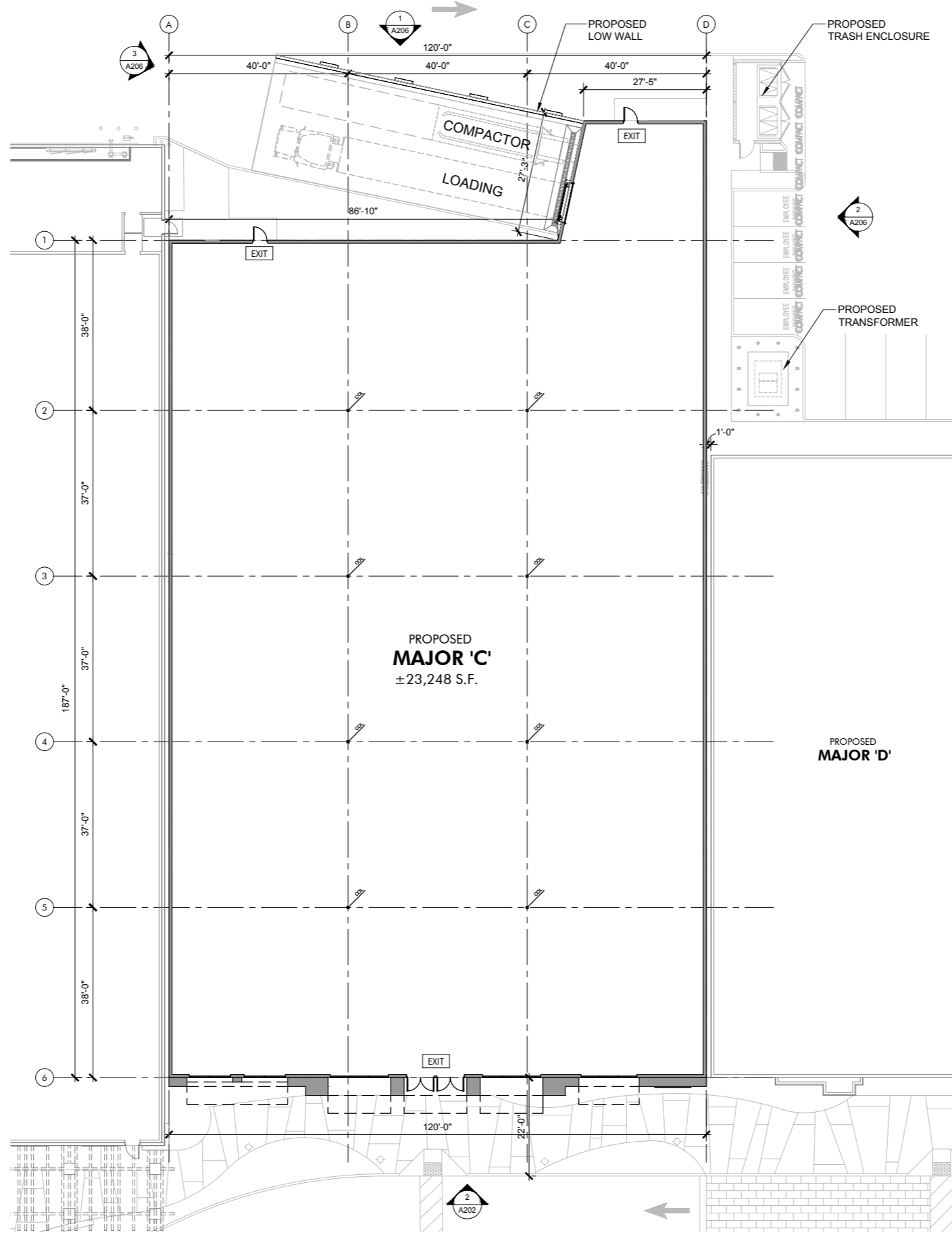
PROPOSED FLOOR PLAN  
 22161MMA 02.08.2025

**A102**

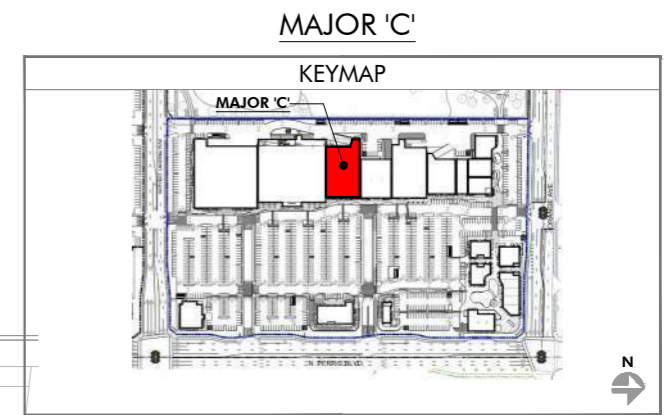
mmaarchitecture.com

**mma**  
 Architecture





FLOOR PLAN LEGEND	
	ELEVATION SHEET NUMBER ELEVATION NUMBER
	(N) STRUCTURAL COLUMNS.
	EXIT SYMBOL. ILLUMINATED EXIT SIGN WITH EMERGENCY BACK-UP POWER.
<b>SALES FLOOR</b> ± 0.000 11.10'	ROOM NAME AREA SQUARE FOOTAGE FINISH FLOOR ELEVATION
	MODULAR STOREFRONTS
	EXTERIOR WALL



PROPOSED FLOOR PLAN (MAJOR 'C')

HIP So-Cal Properties LLC  
2244 N. Pacific Street  
Orange, CA 92865  
TEL. (714) 637-3333



AZURE DEVELOPMENT CO.  
944 South Greenwood Avenue  
Montebello, CA 90640  
TEL. (310) 467-7408



Harvest Landing Retail Center & Business Park  
SWC Perris Blvd. & Orange Ave., Perris CA 92571

PROPOSED FLOOR PLAN

22161MMA

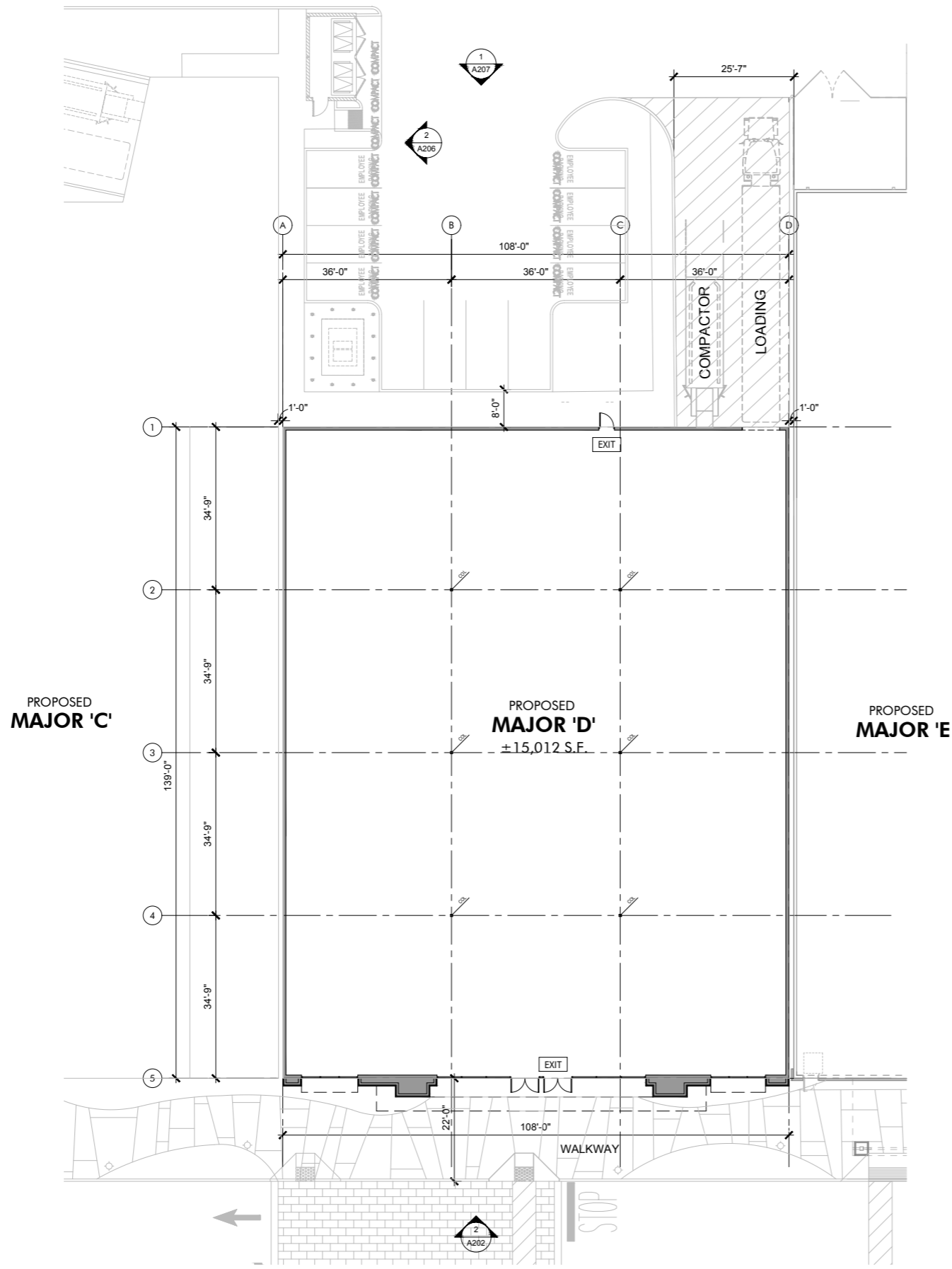
02.08.2025

**A103**

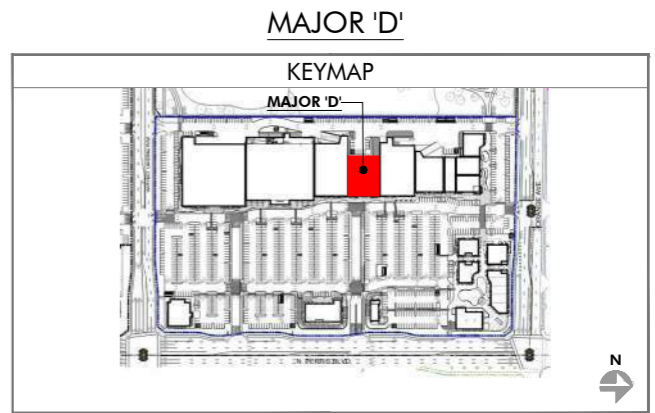
PRELIMINARY SUBJECT TO CHANGE  
mmaarchitecture.com

**mma**  
Architecture





FLOOR PLAN LEGEND	
	ELEVATION SHEET NUMBER ELEVATION NUMBER
	(N) STRUCTURAL COLUMNS.
	EXIT SYMBOL. ILLUMINATED EXIT SIGN WITH EMERGENCY BACK-UP POWER.
<b>SALES FLOOR</b>	ROOM NAME AREA SQUARE FOOTAGE FINISH FLOOR ELEVATION
	MODULAR STOREFRONTS
	EXTERIOR WALL



PROPOSED FLOOR PLAN (MAJOR 'D')  
SCALE: 3/32" = 1'-0"

HIP So-Cal Properties LLC  
2244 N. Pacific Street  
Orange, CA 92865  
TEL. (714) 637-3333



AZURE DEVELOPMENT CO.  
944 South Greenwood Avenue  
Montebello, CA 90640  
TEL. (310) 467-7408

Harvest Landing Retail Center & Business Park  
SWC Perris Blvd. & Orange Ave., Perris CA 92571

PROPOSED FLOOR PLAN

22161MMA

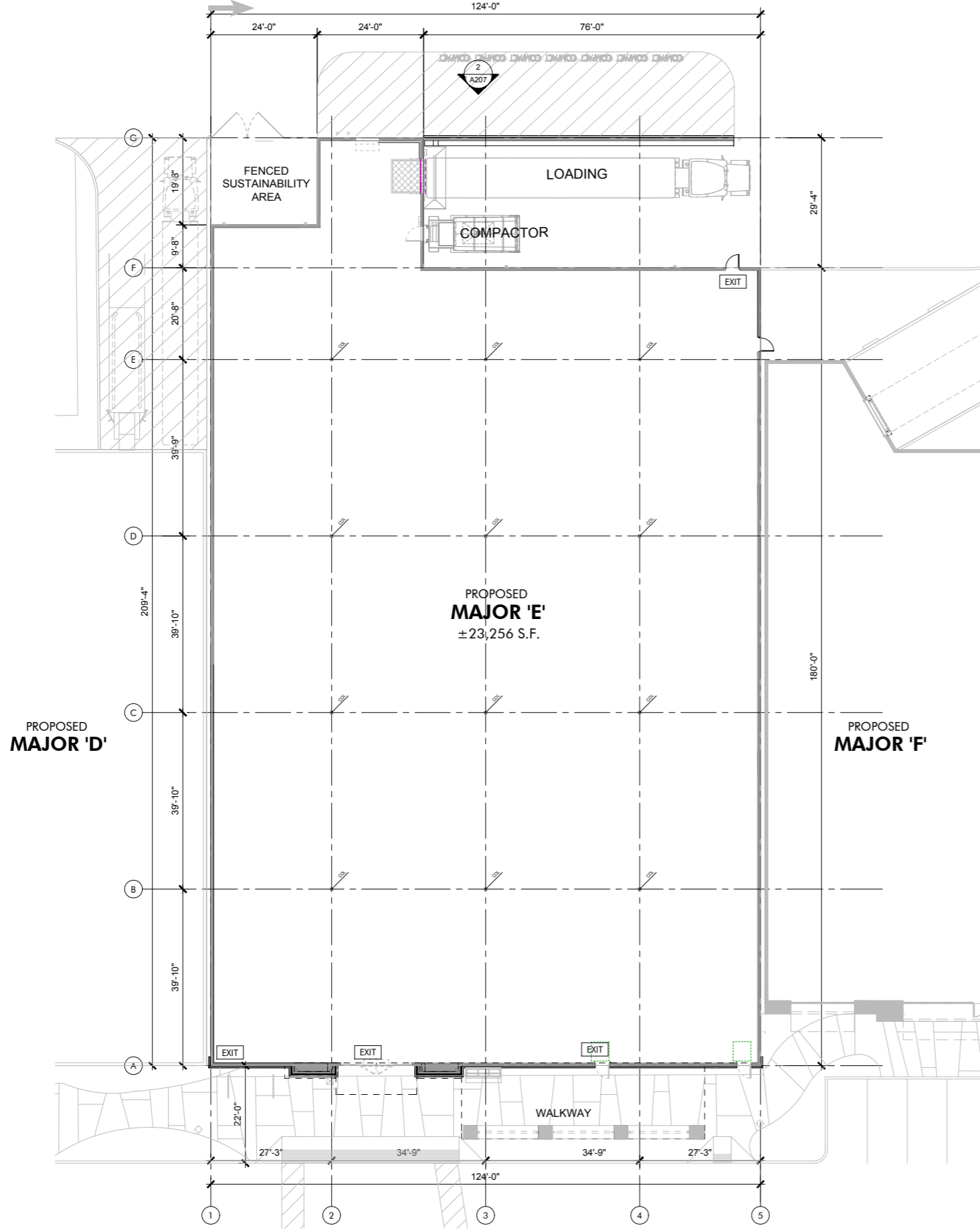
02.08.2025

**A104**

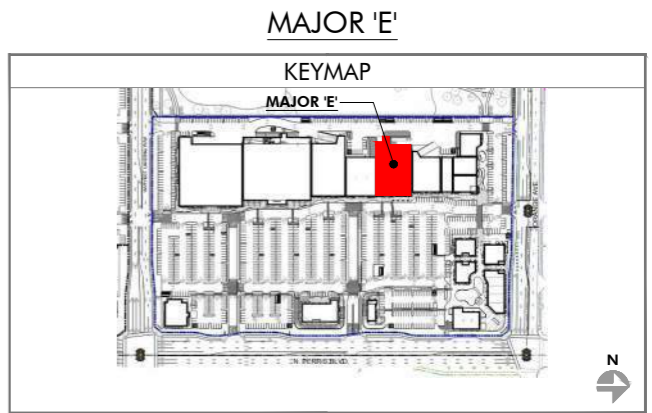
PRELIMINARY SUBJECT TO CHANGE  
mmaarchitecture.com

**mma**  
Architecture





FLOOR PLAN LEGEND	
	ELEVATION SHEET NUMBER ELEVATION NUMBER
	(N) STRUCTURAL COLUMNS.
	EXIT SYMBOL. ILLUMINATED EXIT SIGN WITH EMERGENCY BACK-UP POWER.
<b>SALES FLOOR</b> ± 0.000 11.10'	ROOM NAME AREA SQUARE FOOTAGE FINISH FLOOR ELEVATION
	MODULAR STOREFRONTS
	EXTERIOR WALL



PROPOSED FLOOR PLAN (MAJOR 'E')  
SCALE: 3/32" = 1'-0"

HIP So-Cal Properties LLC  
2244 N. Pacific Street  
Orange, CA 92865  
TEL. (714) 637-3333

AZURE DEVELOPMENT CO.  
944 South Greenwood Avenue  
Montebello, CA 90640  
TEL. (310) 467-7408

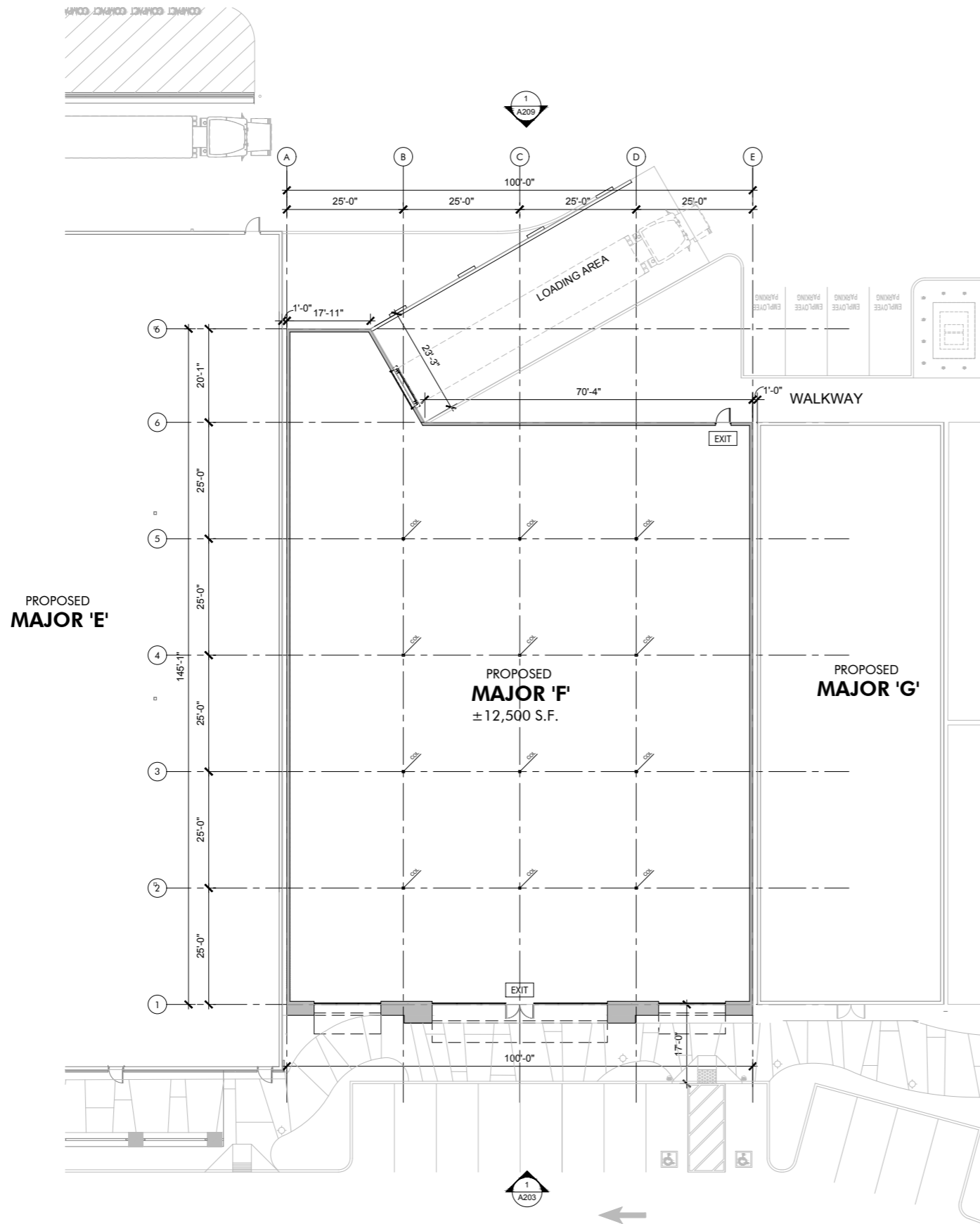
**Harvest Landing Retail Center & Business Park**  
SWC Perris Blvd. & Orange Ave., Perris CA 92571

PROPOSED FLOOR PLAN  
22161MMA | 02.08.2025

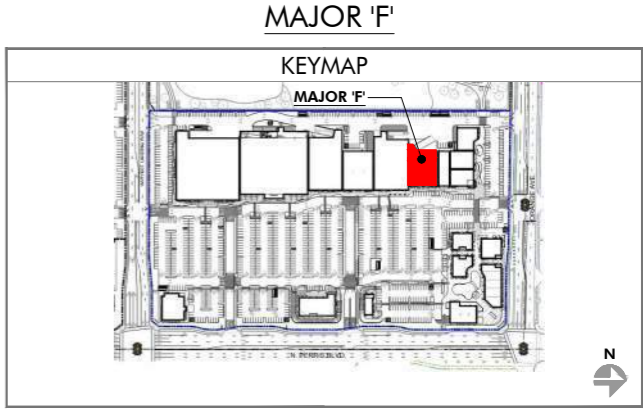
**A105**

PRELIMINARY SUBJECT TO CHANGE  
mmaarchitecture.com





FLOOR PLAN LEGEND	
	ELEVATION SHEET NUMBER ELEVATION NUMBER
	(N) STRUCTURAL COLUMNS.
	EXIT SYMBOL. ILLUMINATED EXIT SIGN WITH EMERGENCY BACK-UP POWER.
<b>SALES FLOOR</b> ± 0,000 11.10'	ROOM NAME AREA SQUARE FOOTAGE FINISH FLOOR ELEVATION
	MODULAR STOREFRONTS
	EXTERIOR WALL



PROPOSED FLOOR PLAN (MAJOR 'F')

HIP So-Cal Properties LLC  
2244 N. Pacific Street  
Orange, CA 92865  
TEL. (714) 637-3333



AZURE DEVELOPMENT CO.  
944 South Greenwood Avenue  
Montebello, CA 90640  
TEL. (310) 467-7408

Harvest Landing Retail Center & Business Park  
SWC Perris Blvd. & Orange Ave., Perris CA 92571

PROPOSED FLOOR PLAN

22161MMA

02.08.2025

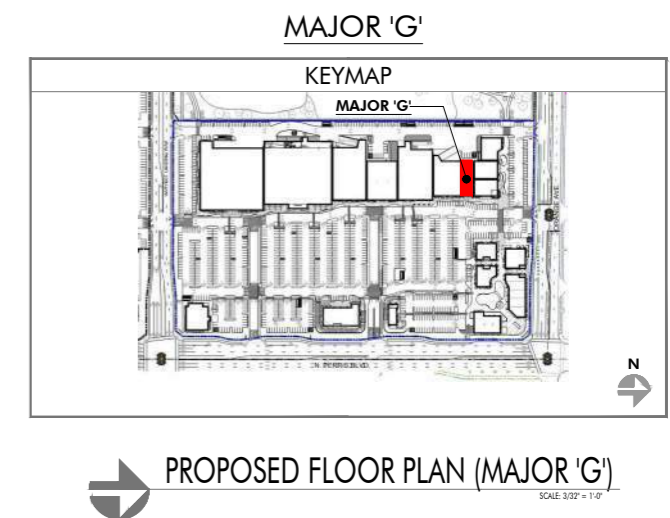
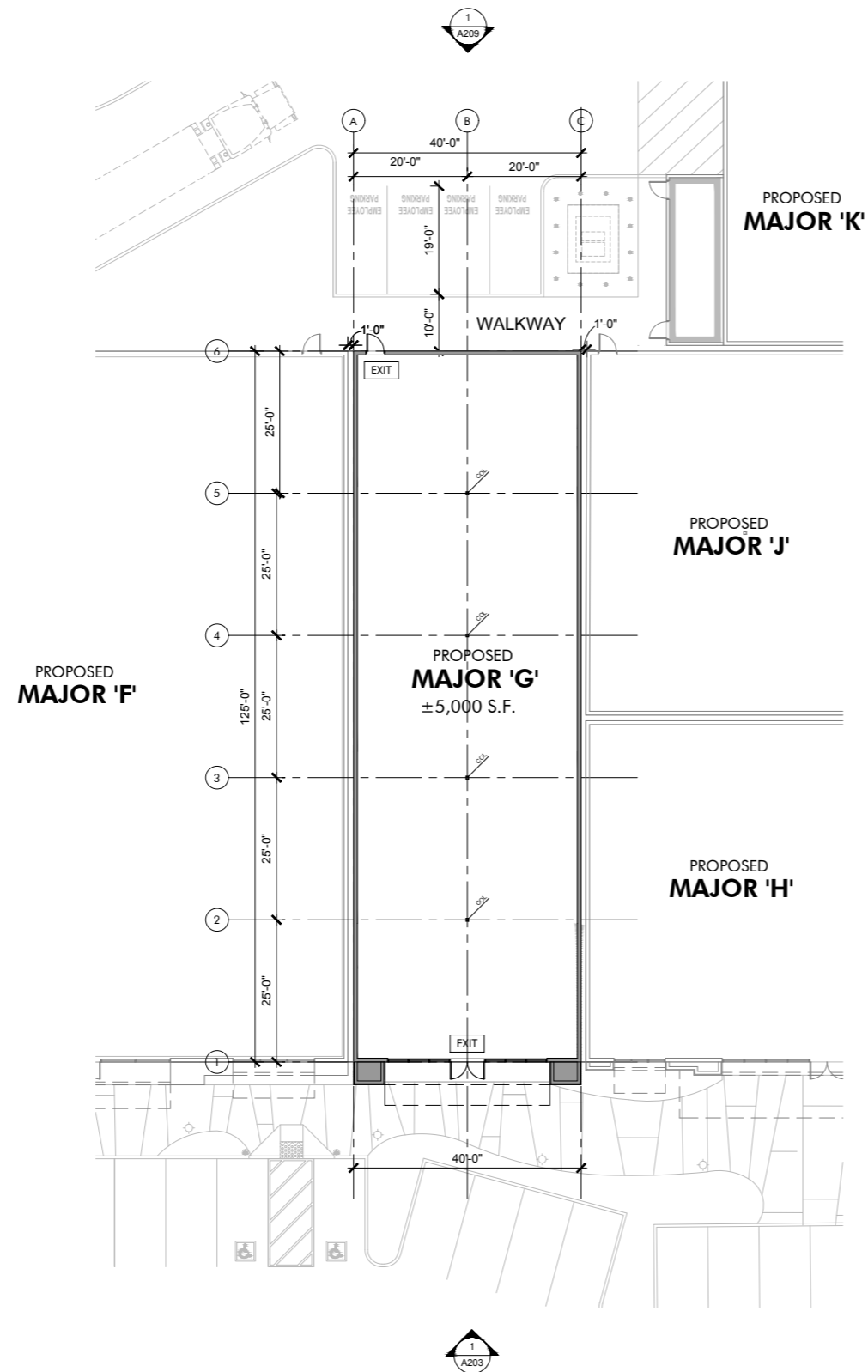
**A106**

PRELIMINARY SUBJECT TO CHANGE  
mmaarchitecture.com

**mma**  
Architecture



FLOOR PLAN LEGEND	
	ELEVATION SHEET NUMBER ELEVATION NUMBER
	(N) STRUCTURAL COLUMNS.
	EXIT SYMBOL. ILLUMINATED EXIT SIGN WITH EMERGENCY BACK-UP POWER.
<b>SALES FLOOR</b> ± 0.000 1:1.10'	ROOM NAME AREA SQUARE FOOTAGE FINISH FLOOR ELEVATION
	MODULAR STOREFRONTS
	EXTERIOR WALL



HIP So-Cal Properties LLC  
2244 N. Pacific Street  
Orange, CA 92865  
TEL. (714) 637-3333



AZURE DEVELOPMENT CO.  
944 South Greenwood Avenue  
Montebello, CA 90640  
TEL. (310) 467-7408



Harvest Landing Retail Center & Business Park  
SWC Perris Blvd. & Orange Ave., Perris CA 92571

PROPOSED FLOOR PLAN

22161MMA

02.08.2025

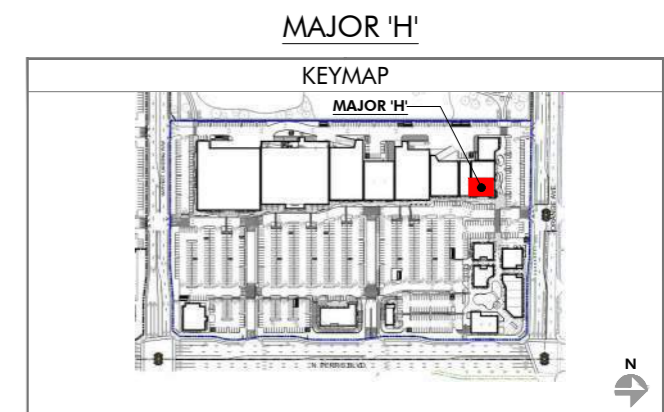
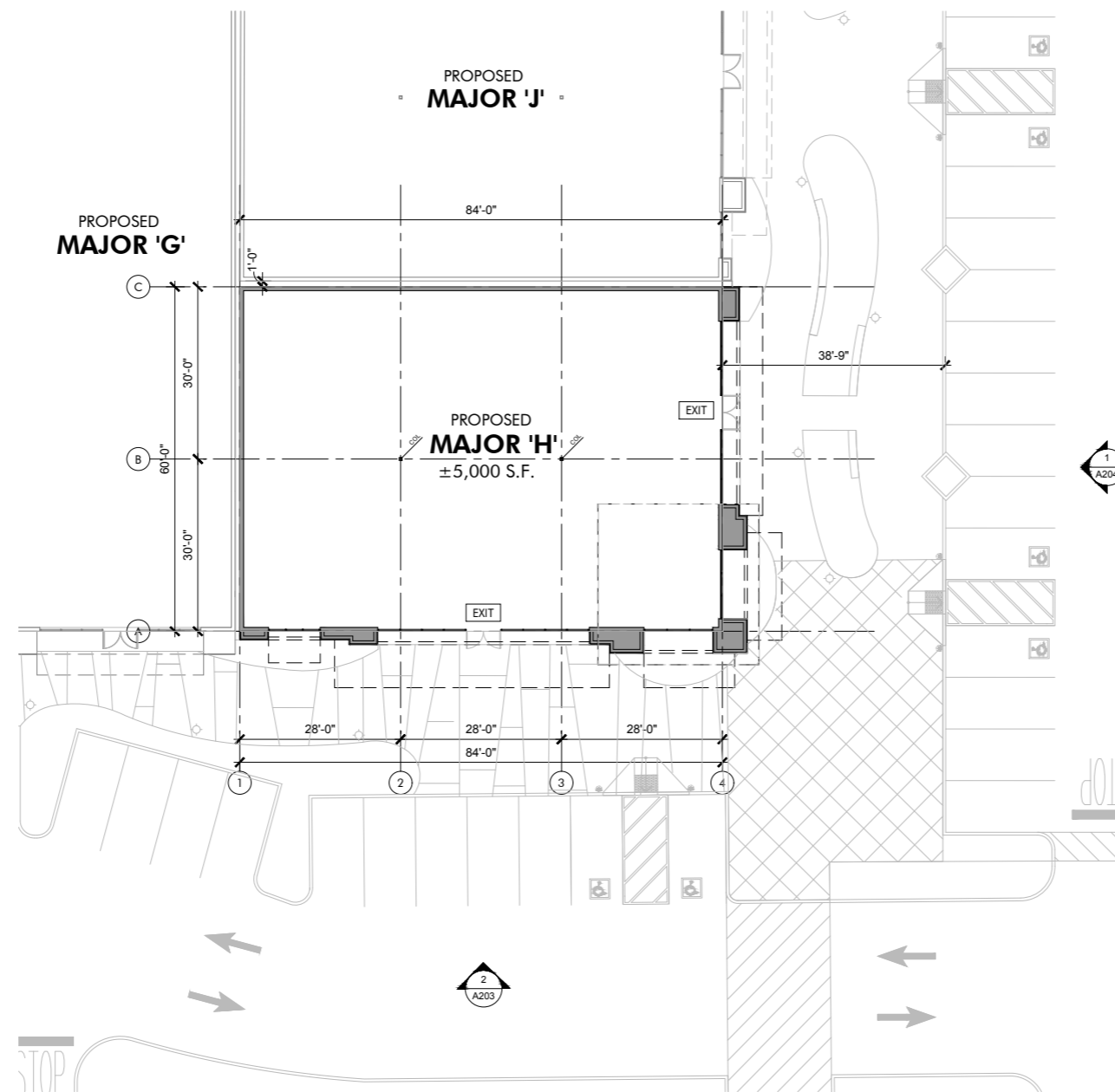
**A107**

PRELIMINARY SUBJECT TO CHANGE  
mmaarchitecture.com

**mma**  
Architecture



FLOOR PLAN LEGEND	
	ELEVATION SHEET NUMBER ELEVATION NUMBER
	(N) STRUCTURAL COLUMNS.
	EXIT SYMBOL. ILLUMINATED EXIT SIGN WITH EMERGENCY BACK-UP POWER.
<b>SALES FLOOR</b> ± 0.000 11.10'	ROOM NAME AREA SQUARE FOOTAGE FINISH FLOOR ELEVATION
	MODULAR STOREFRONTS
	EXTERIOR WALL



**PROPOSED FLOOR PLAN (MAJOR 'H')**  
SCALE: 3/32" = 1'-0"

HIP So-Cal Properties LLC  
2244 N. Pacific Street  
Orange, CA 92865  
TEL. (714) 637-3333



**AZURE DEVELOPMENT CO.**  
944 South Greenwood Avenue  
Montebello, CA 90640  
TEL. (310) 467-7408



**Harvest Landing Retail Center & Business Park**  
SWC Perris Blvd. & Orange Ave., Perris CA 92571

PROPOSED FLOOR PLAN

22161MMA

02.08.2025

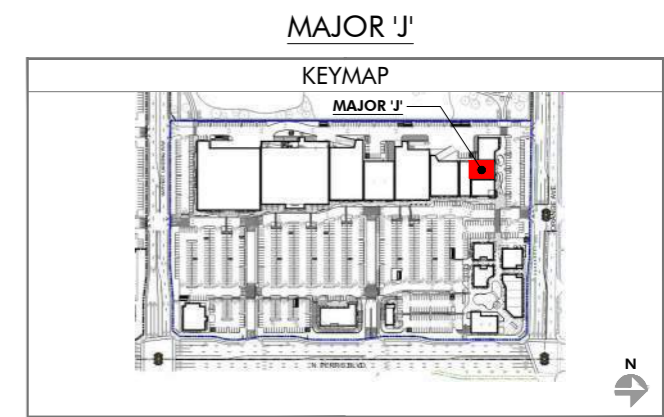
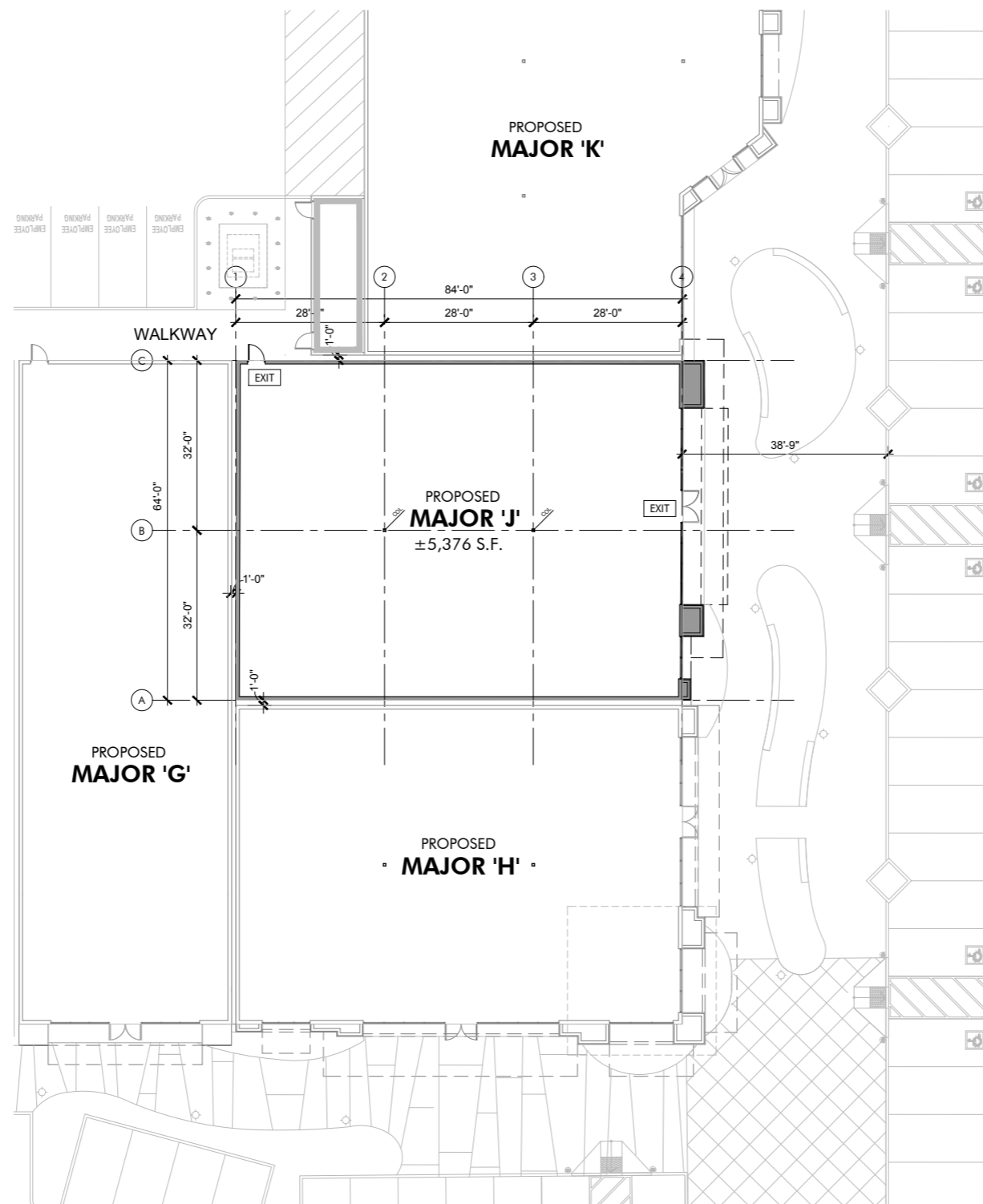
**A108**

PRELIMINARY SUBJECT TO CHANGE  
mmaarchitecture.com

**mma**  
Architecture



FLOOR PLAN LEGEND	
	ELEVATION SHEET NUMBER ELEVATION NUMBER
	(N) STRUCTURAL COLUMNS.
	EXIT SYMBOL. ILLUMINATED EXIT SIGN WITH EMERGENCY BACK-UP POWER.
<b>SALES FLOOR</b> ± 0.000 11.10'	ROOM NAME AREA SQUARE FOOTAGE FINISH FLOOR ELEVATION
	MODULAR STOREFRONTS
	EXTERIOR WALL



**PROPOSED FLOOR PLAN (MAJOR 'J')**  
SCALE: 3/32" = 1'-0"

HIP So-Cal Properties LLC  
2244 N. Pacific Street  
Orange, CA 92865  
TEL. (714) 637-3333



**AZURE DEVELOPMENT CO.**  
944 South Greenwood Avenue  
Montebello, CA 90640  
TEL. (310) 467-7408



**Harvest Landing Retail Center & Business Park**  
SWC Perris Blvd. & Orange Ave., Perris CA 92571

PROPOSED FLOOR PLAN

22161MMA

02.08.2025

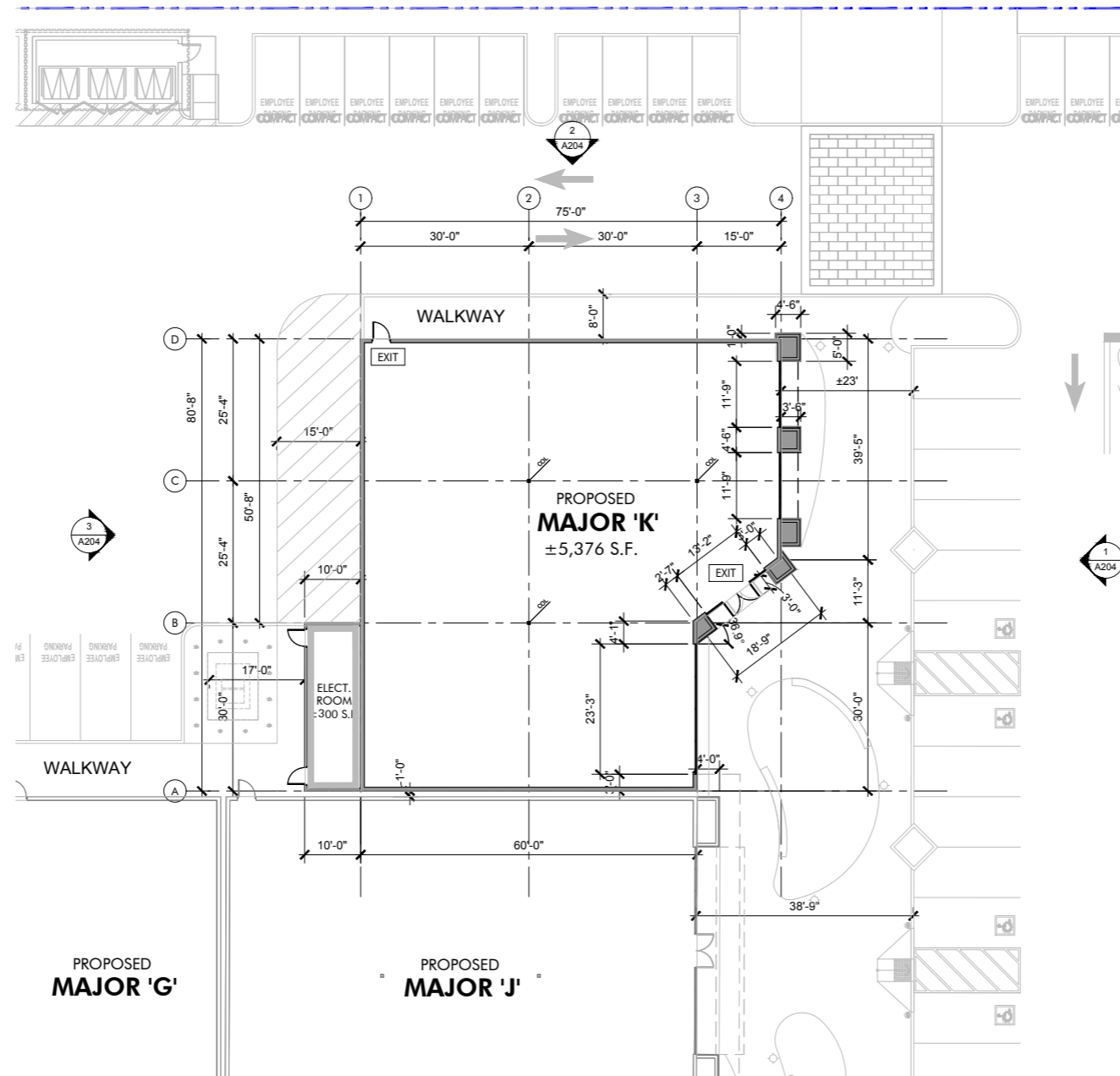
**A109**

PRELIMINARY SUBJECT TO CHANGE  
mmaarchitecture.com

**mma**  
Architecture



FLOOR PLAN LEGEND	
	ELEVATION SHEET NUMBER ELEVATION NUMBER
	(N) STRUCTURAL COLUMNS.
	EXIT SYMBOL, ILLUMINATED EXIT SIGN WITH EMERGENCY BACK-UP POWER.
<b>SALES FLOOR</b> ± 0.000 11.10'	ROOM NAME AREA SQUARE FOOTAGE FINISH FLOOR ELEVATION
	MODULAR STOREFRONTS
	EXTERIOR WALL



PROPOSED FLOOR PLAN (MAJOR 'J')

HIP So-Cal Properties LLC  
2244 N. Pacific Street  
Orange, CA 92865  
TEL. (714) 637-3333



AZURE DEVELOPMENT CO.  
944 South Greenwood Avenue  
Montebello, CA 90640  
TEL. (310) 467-7408



Harvest Landing Retail Center & Business Park  
SWC Perris Blvd. & Orange Ave., Perris CA 92571

PROPOSED FLOOR PLAN

22161MMA

02.08.2025

A110

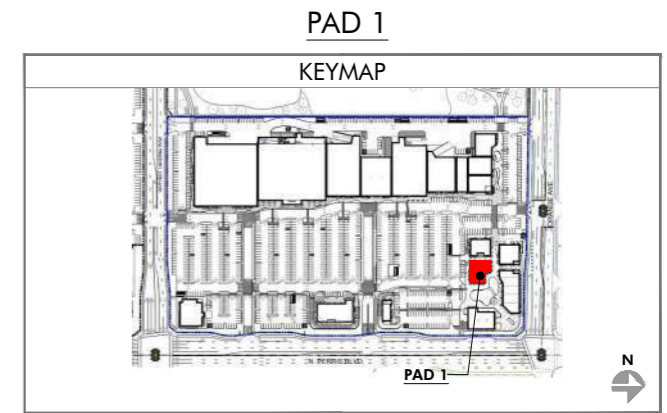
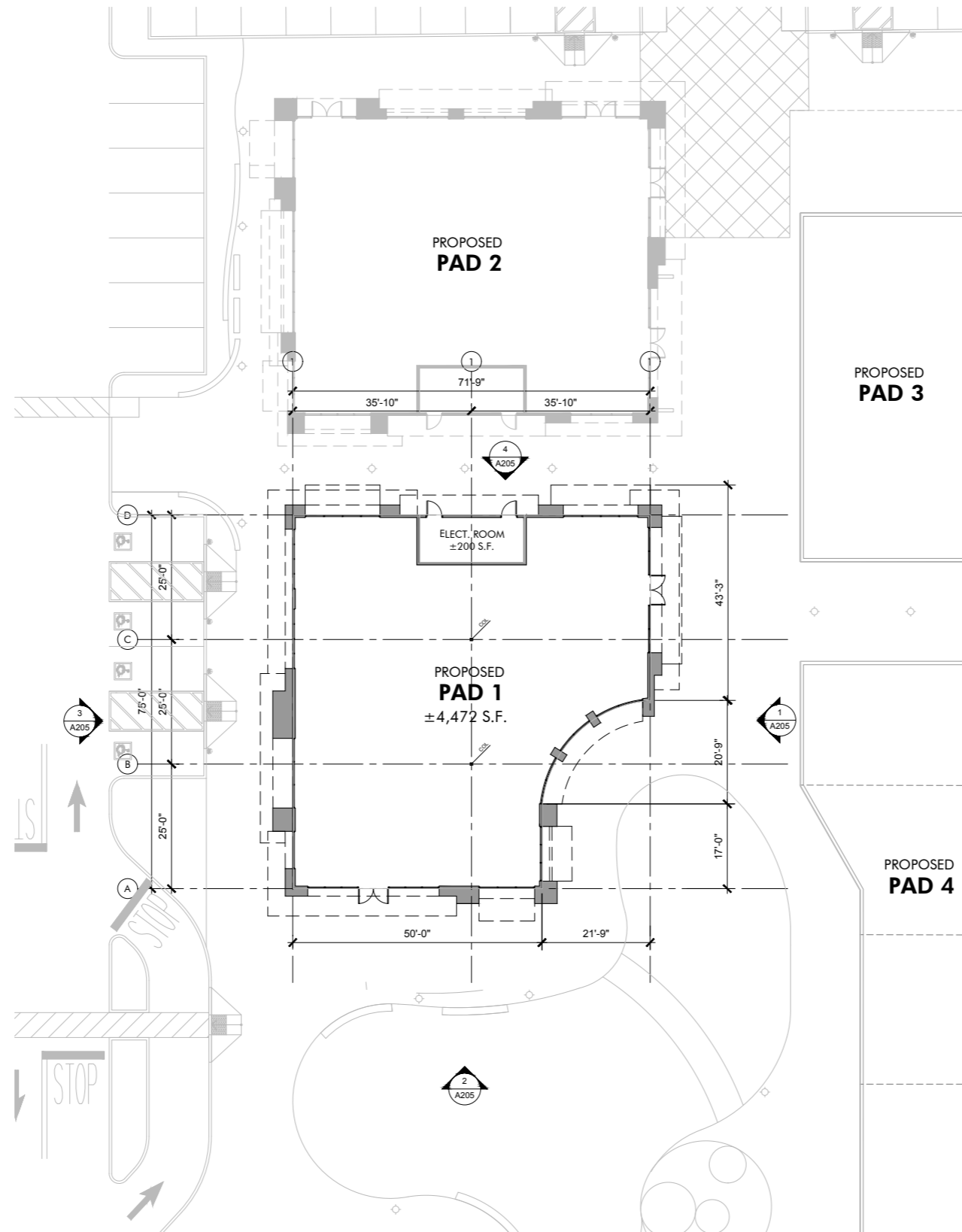
PRELIMINARY SUBJECT TO CHANGE  
mmaarchitecture.com

mma  
Architecture








FLOOR PLAN LEGEND

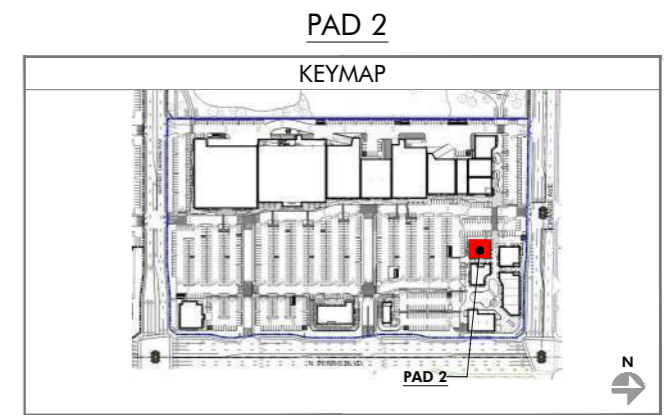
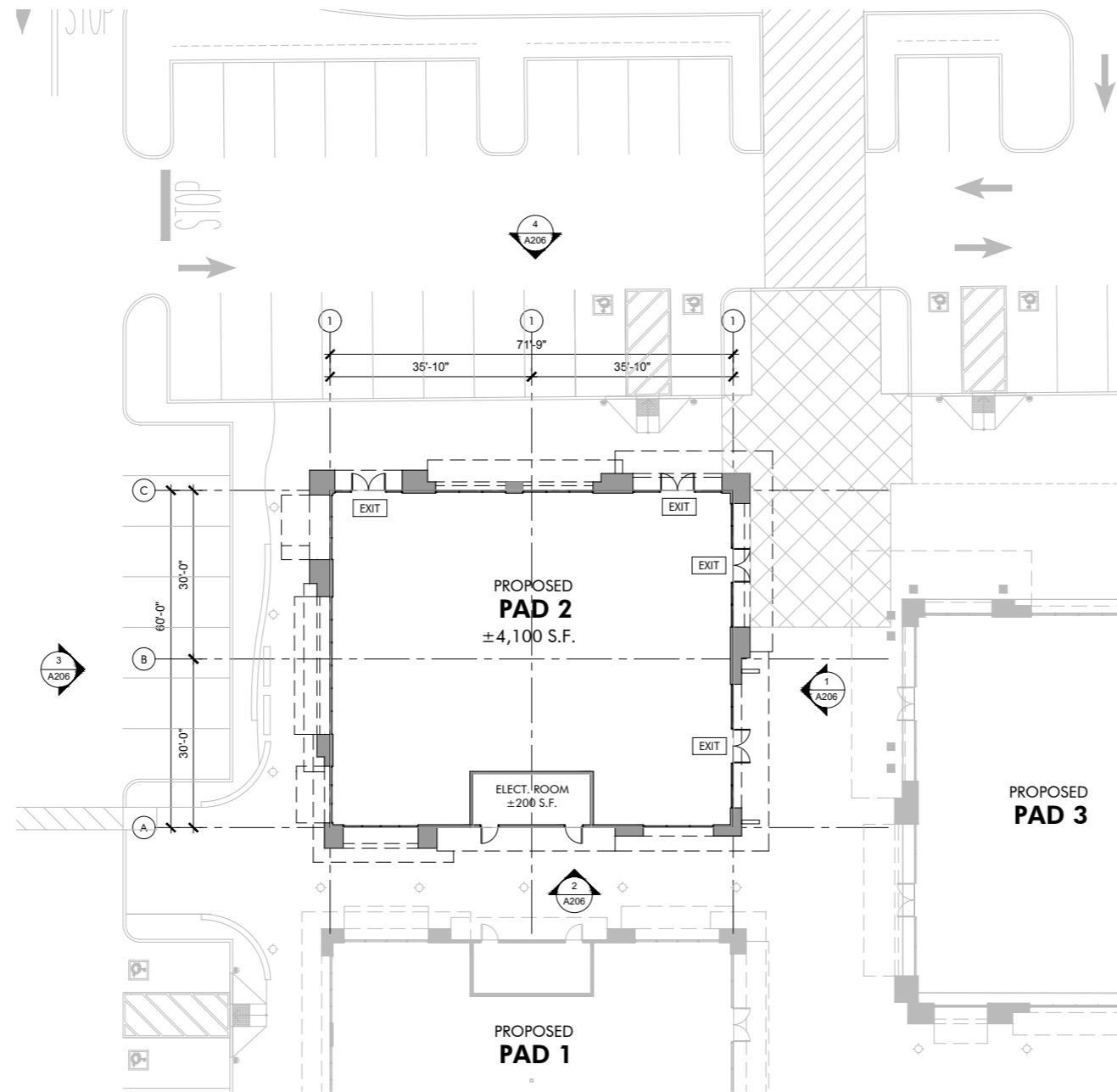
- ELEVATION SHEET NUMBER ELEVATION NUMBER
- (N) STRUCTURAL COLUMNS.
- EXIT SYMBOL. ILLUMINATED EXIT SIGN WITH EMERGENCY BACK-UP POWER.
- SALES FLOOR**  
 ROOM NAME  
 AREA SQUARE FOOTAGE  
 FINISH FLOOR ELEVATION
- MODULAR STOREFRONTS
- EXTERIOR WALL



PROPOSED FLOOR PLAN (PAD 1)  
SCALE: 3/32" = 1'-0"

FLOOR PLAN LEGEND

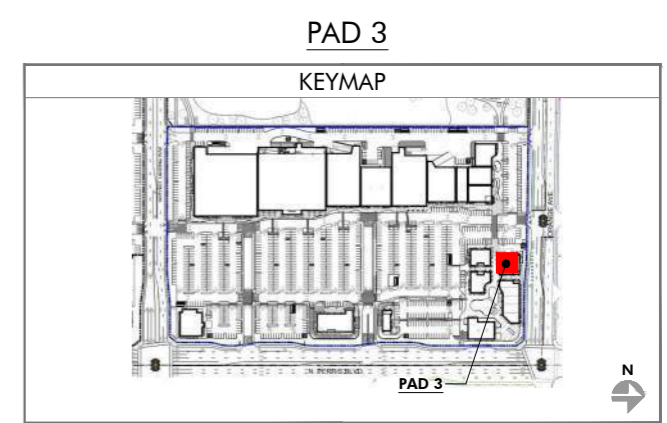
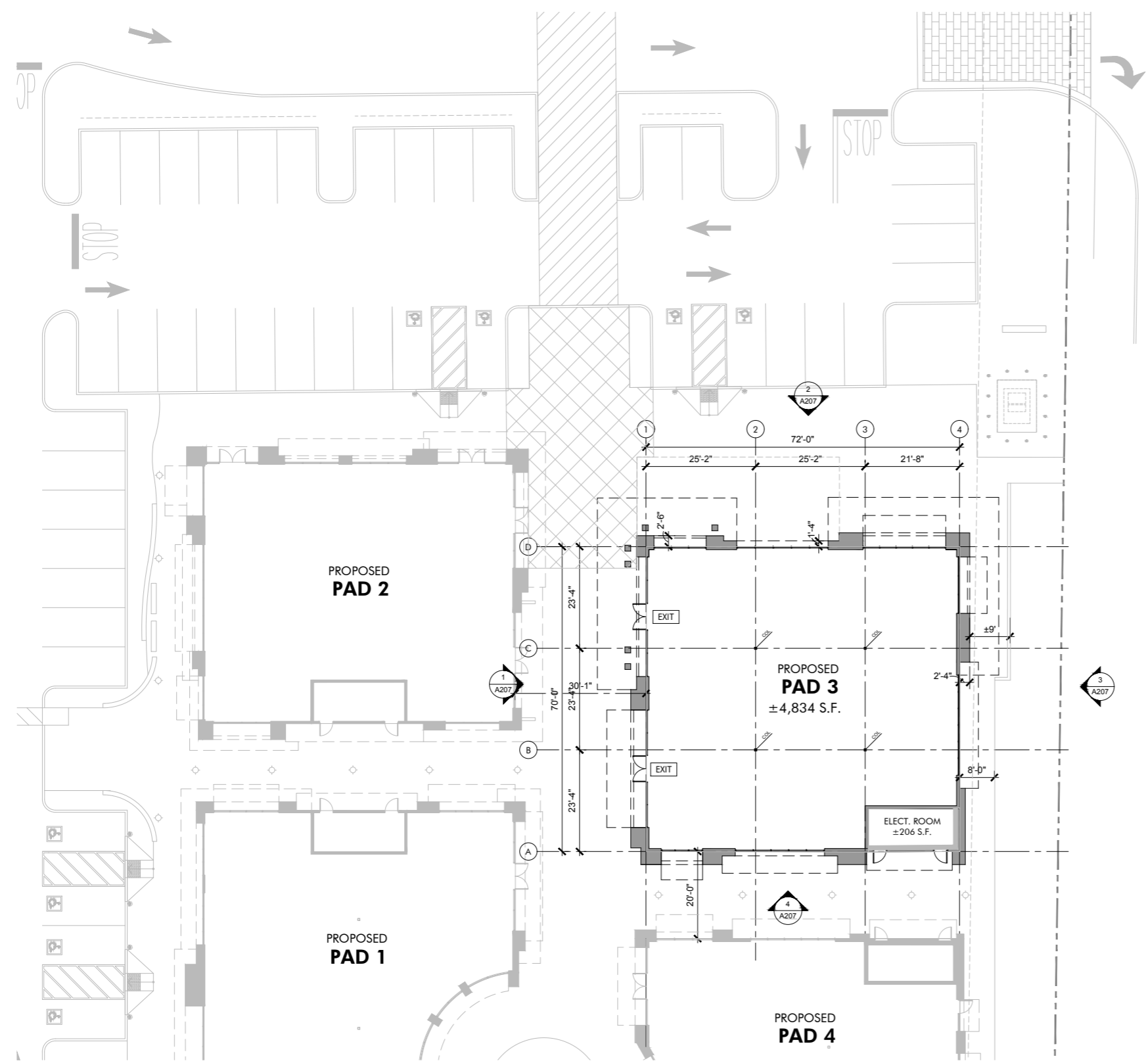
-  ELEVATION SHEET NUMBER  
ELEVATION NUMBER
-  (N) COL. (N) STRUCTURAL COLUMNS.
-  EXIT SYMBOL. ILLUMINATED EXIT SIGN WITH EMERGENCY BACK-UP POWER.
- SALES FLOOR**  
ROOM NAME  
AREA SQUARE FOOTAGE  
FINISH FLOOR ELEVATION
-  MODULAR STOREFRONTS
-  EXTERIOR WALL



**PROPOSED FLOOR PLAN (PAD 2)**  
SCALE: 3/32" = 1'-0"



FLOOR PLAN LEGEND	
	ELEVATION SHEET NUMBER ELEVATION NUMBER
	(N) STRUCTURAL COLUMNS.
	EXIT SYMBOL. ILLUMINATED EXIT SIGN WITH EMERGENCY BACK-UP POWER.
<b>SALES FLOOR</b>	ROOM NAME AREA SQUARE FOOTAGE FINISH FLOOR ELEVATION
	MODULAR STOREFRONTS
	EXTERIOR WALL



**PROPOSED FLOOR PLAN (PAD 3)**  
SCALE: 3/32" = 1'-0"

HIP So-Cal Properties LLC  
2244 N. Pacific Street  
Orange, CA 92865  
TEL. (714) 637-3333

**AZURE DEVELOPMENT CO.**  
944 South Greenwood Avenue  
Montebello, CA 90640  
TEL. (310) 467-7408

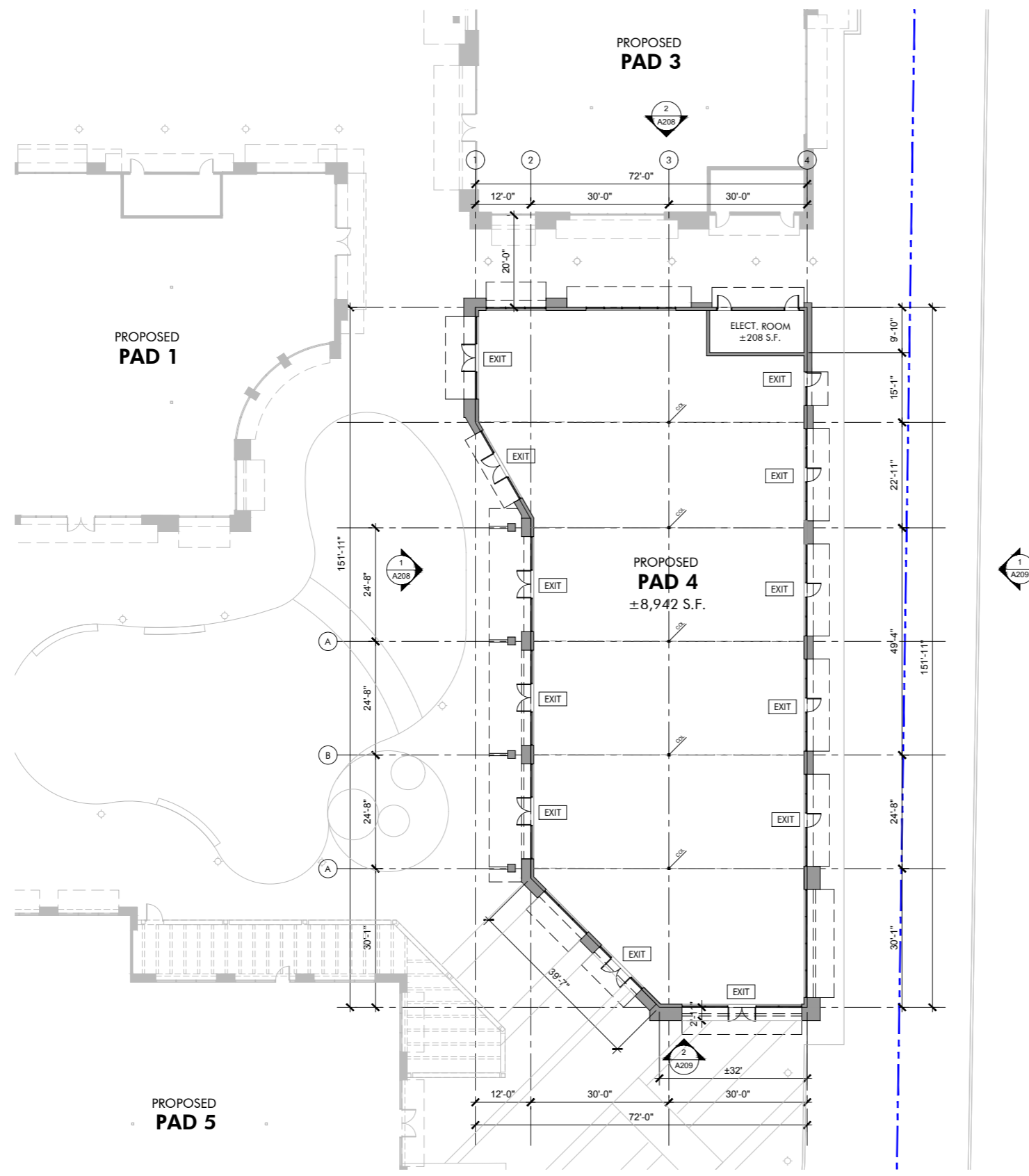
**Harvest Landing Retail Center & Business Park**  
SWC Perris Blvd. & Orange Ave., Perris CA 92571

PROPOSED FLOOR PLAN  
22161MMA | 02.08.2025

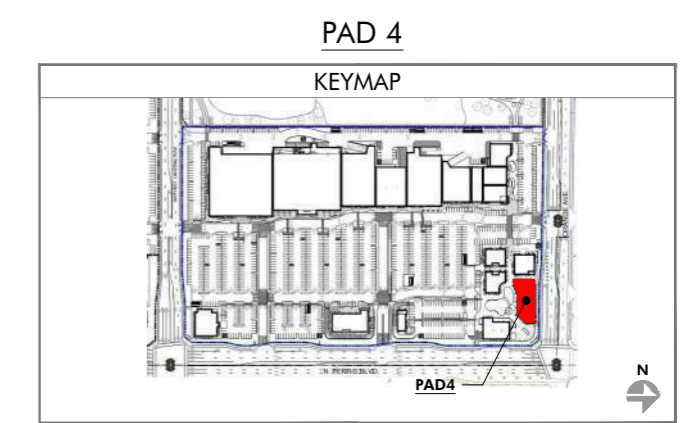
**A113**

PRELIMINARY SUBJECT TO CHANGE  
mmaarchitecture.com





FLOOR PLAN LEGEND	
	ELEVATION SHEET NUMBER ELEVATION NUMBER
	(N) STRUCTURAL COLUMNS.
	EXIT SYMBOL. ILLUMINATED EXIT SIGN WITH EMERGENCY BACK-UP POWER.
<b>SALES FLOOR</b> ± 0.000 1:1.10	ROOM NAME AREA SQUARE FOOTAGE FINISH FLOOR ELEVATION
	MODULAR STOREFRONTS
	EXTERIOR WALL



**PROPOSED FLOOR PLAN (PAD 4)**  
SCALE: 3/32" = 1'-0"

HIP So-Cal Properties LLC  
2244 N. Pacific Street  
Orange, CA 92865  
TEL. (714) 637-3333

**AZURE DEVELOPMENT CO.**  
944 South Greenwood Avenue  
Montebello, CA 90640  
TEL. (310) 467-7408

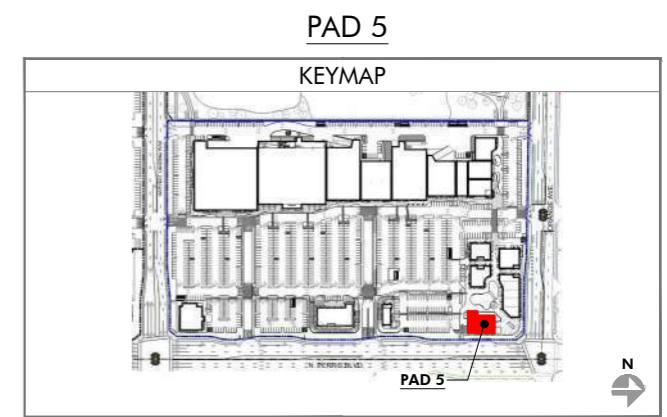
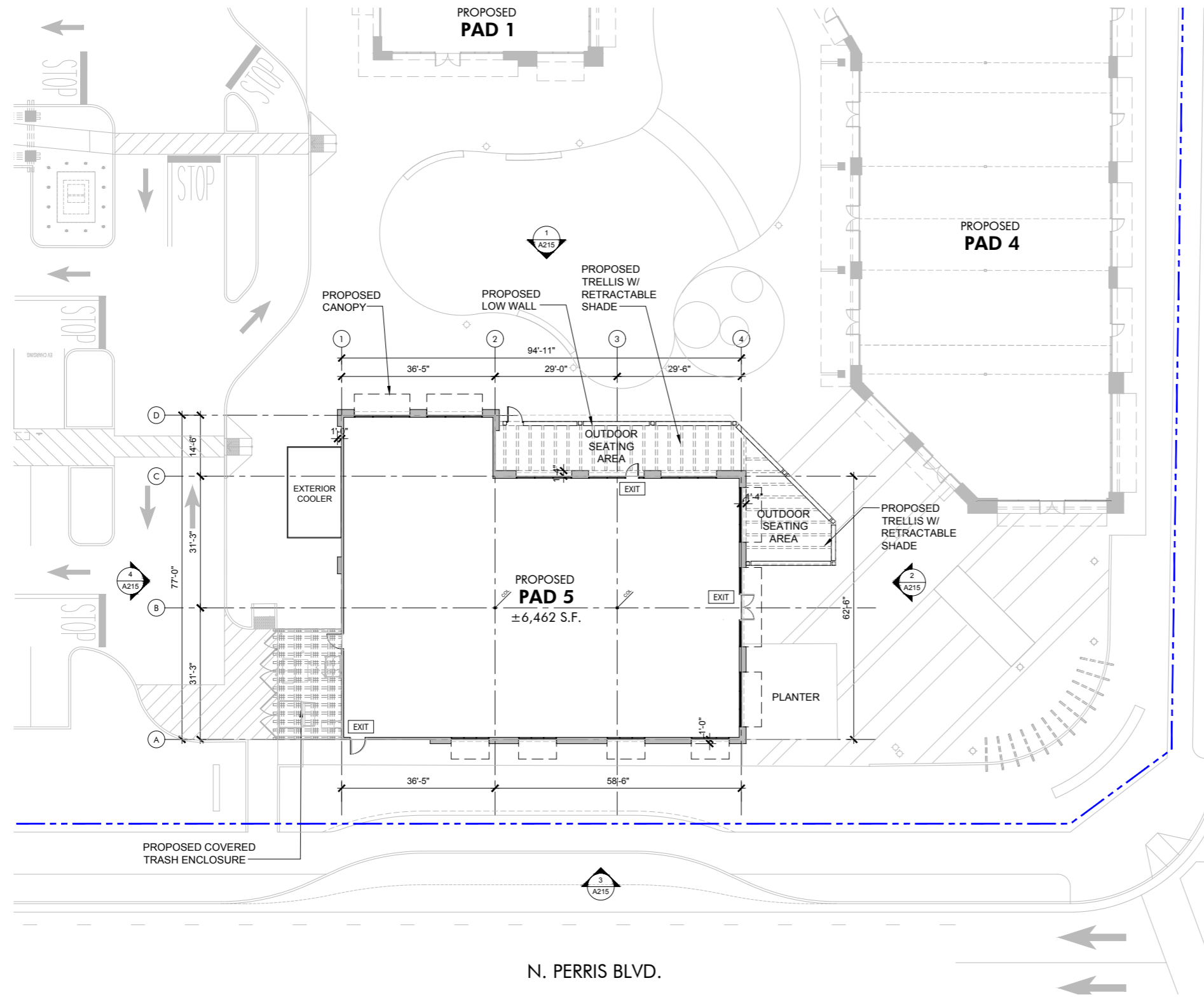
**Harvest Landing Retail Center & Business Park**  
SWC Perris Blvd. & Orange Ave., Perris CA 92571

PROPOSED FLOOR PLAN  
22161MMA | 02.08.2025

**A114**

PRELIMINARY SUBJECT TO CHANGE  
[mmaarchitecture.com](http://mmaarchitecture.com)  
**mma**  
Architecture

FLOOR PLAN LEGEND	
	ELEVATION SHEET NUMBER ELEVATION NUMBER
	(N) STRUCTURAL COLUMNS.
	EXIT SYMBOL, ILLUMINATED EXIT SIGN WITH EMERGENCY BACK-UP POWER.
<b>SALES FLOOR</b>	ROOM NAME AREA SQUARE FOOTAGE FINISH FLOOR ELEVATION
	MODULAR STOREFRONTS
	EXTERIOR WALL



**PROPOSED FLOOR PLAN (PAD 5)**  
SCALE: 3/32" = 1'-0"

HIP So-Cal Properties LLC  
2244 N. Pacific Street  
Orange, CA 92865  
TEL. (714) 637-3333



**AZURE DEVELOPMENT CO.**  
944 South Greenwood Avenue  
Montebello, CA 90640  
TEL. (310) 467-7408



**Harvest Landing Retail Center & Business Park**  
SWC Perris Blvd. & Orange Ave., Perris CA 92571

PROPOSED FLOOR PLAN

22161MMA

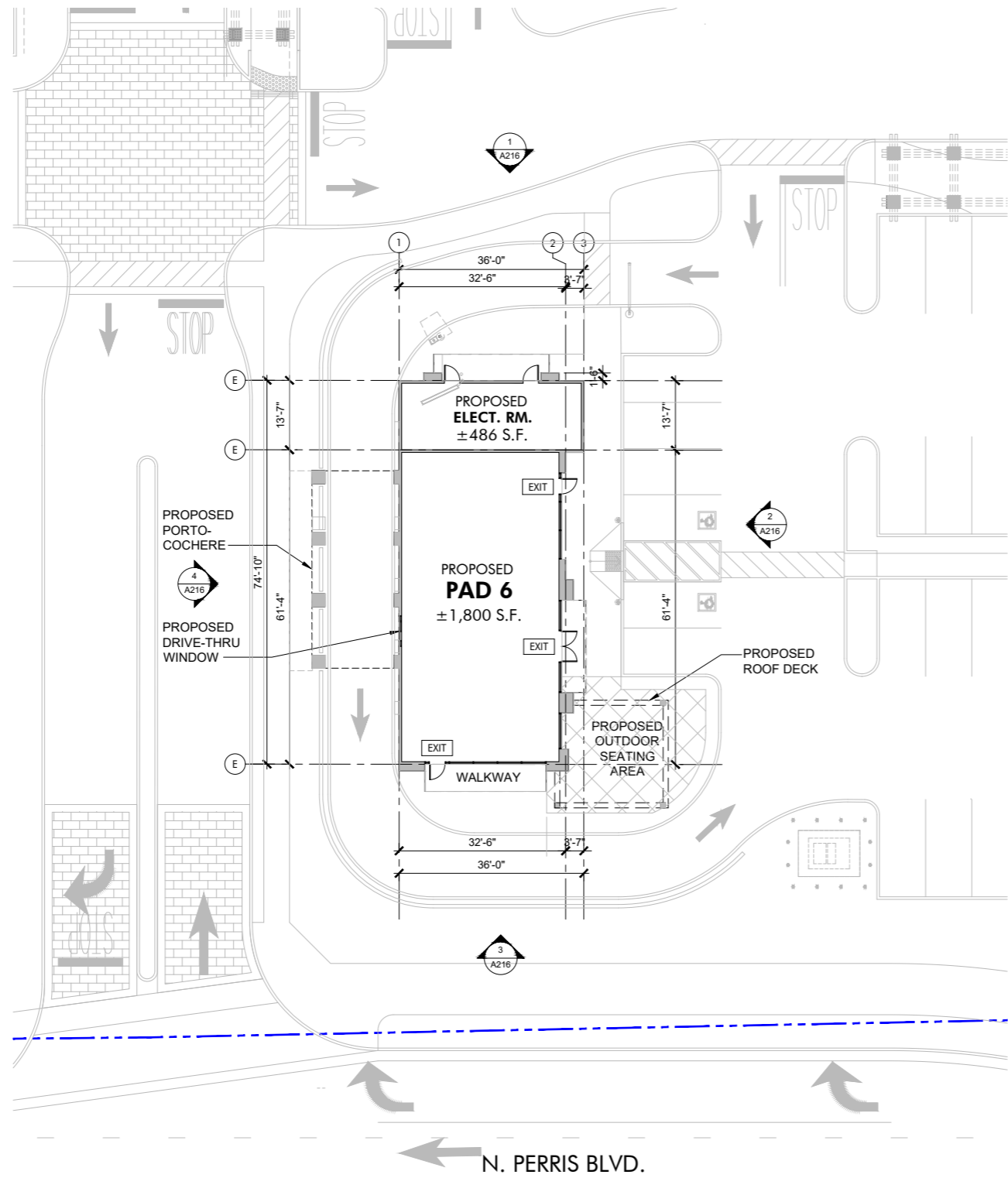
02.08.2025

**A115**

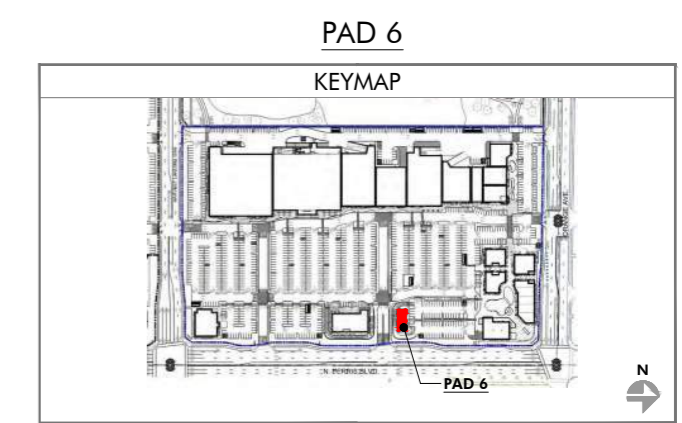
PRELIMINARY SUBJECT TO CHANGE  
mmaarchitecture.com

**mma**  
Architecture





FLOOR PLAN LEGEND	
	ELEVATION SHEET NUMBER ELEVATION NUMBER
	(N) STRUCTURAL COLUMNS.
	EXIT SYMBOL. ILLUMINATED EXIT SIGN WITH EMERGENCY BACK-UP POWER.
<b>SALES FLOOR</b> ± 0.000 11.10'	ROOM NAME AREA SQUARE FOOTAGE FINISH FLOOR ELEVATION
	MODULAR STOREFRONTS
	EXTERIOR WALL



PROPOSED FLOOR PLAN (PAD 6)  
SCALE: 3/32" = 1'-0"

HIP So-Cal Properties LLC  
2244 N. Pacific Street  
Orange, CA 92865  
TEL. (714) 637-3333

 **AZURE DEVELOPMENT CO.**  
944 South Greenwood Avenue  
Montebello, CA 90640  
TEL. (310) 467-7408

 **Harvest Landing Retail Center & Business Park**  
SWC Perris Blvd. & Orange Ave., Perris CA 92571

PROPOSED FLOOR PLAN  
22161MMA | 02.08.2025

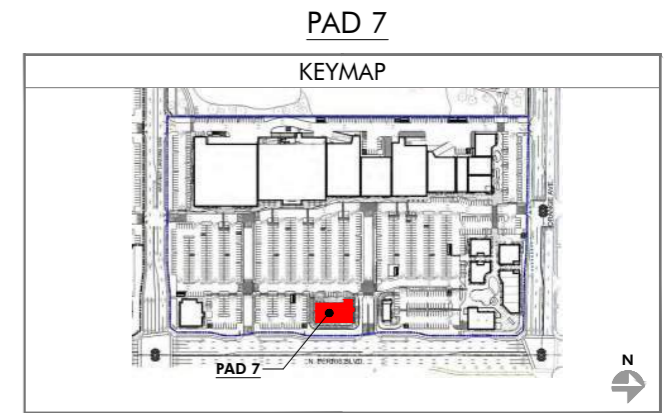
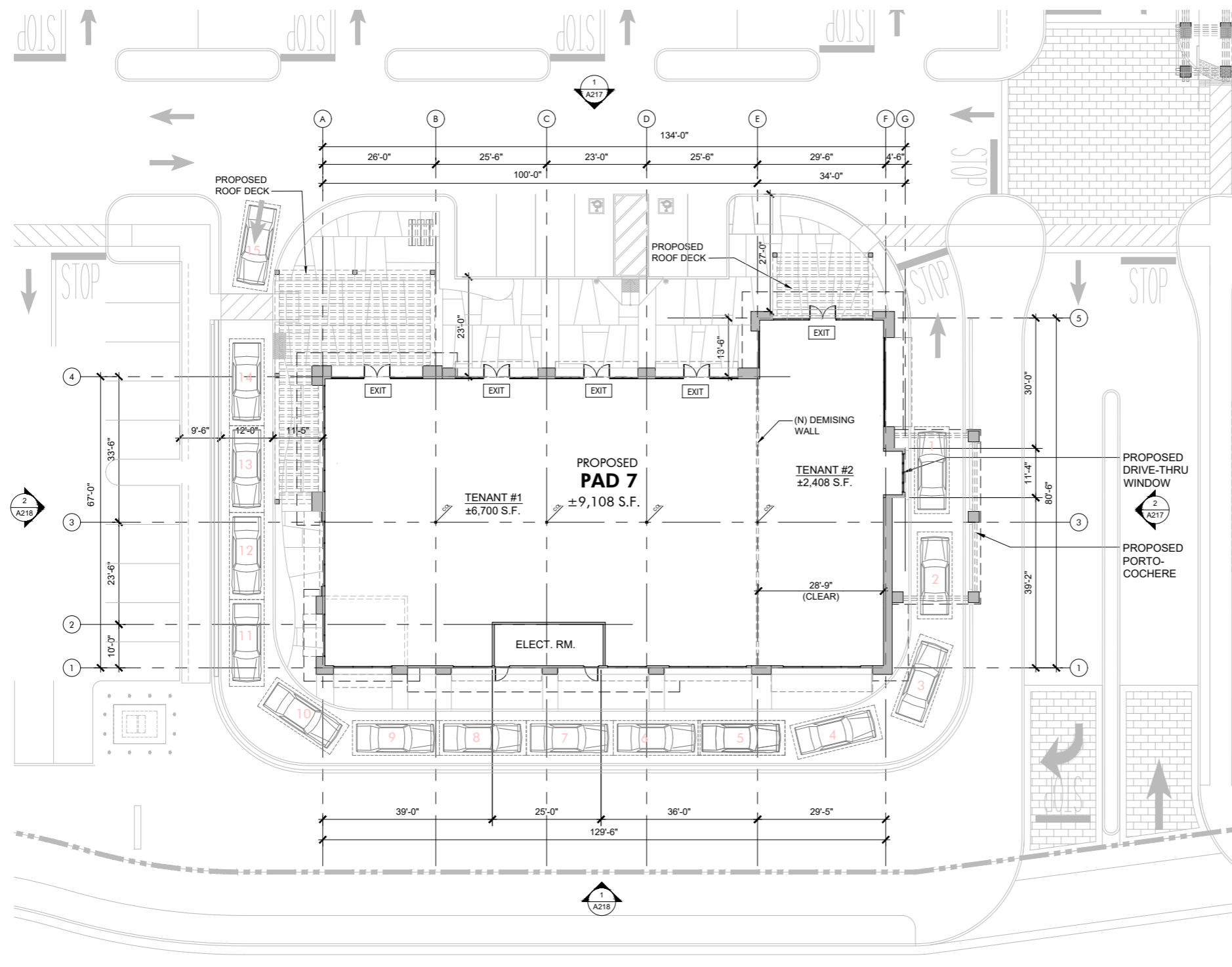
**A116**

PRELIMINARY SUBJECT TO CHANGE  
mmaarchitecture.com

**mma**  
Architecture




FLOOR PLAN LEGEND	
	ELEVATION SHEET NUMBER ELEVATION NUMBER
	(N) STRUCTURAL COLUMNS
	EXIT SYMBOL, ILLUMINATED EXIT SIGN WITH EMERGENCY BACK-UP POWER.
<b>SALES FLOOR</b> ± 0.000 11.10'	ROOM NAME AREA SQUARE FOOTAGE FINISH FLOOR ELEVATION
	MODULAR STOREFRONTS
	EXTERIOR WALL



**PROPOSED FLOOR PLAN (PAD 7)**  
SCALE: 3/32" = 1'-0"

HIP So-Cal Properties LLC  
2244 N. Pacific Street  
Orange, CA 92865  
TEL. (714) 637-3333

 **AZURE DEVELOPMENT CO.**  
944 South Greenwood Avenue  
Montebello, CA 90640  
TEL. (310) 467-7408



**Harvest Landing Retail Center & Business Park**  
SWC Perris Blvd. & Orange Ave., Perris CA 92571

PROPOSED FLOOR PLAN  
22161MMA | 02.08.2025

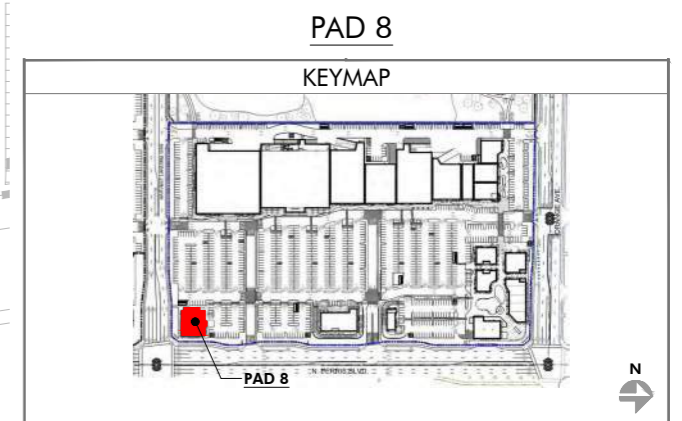
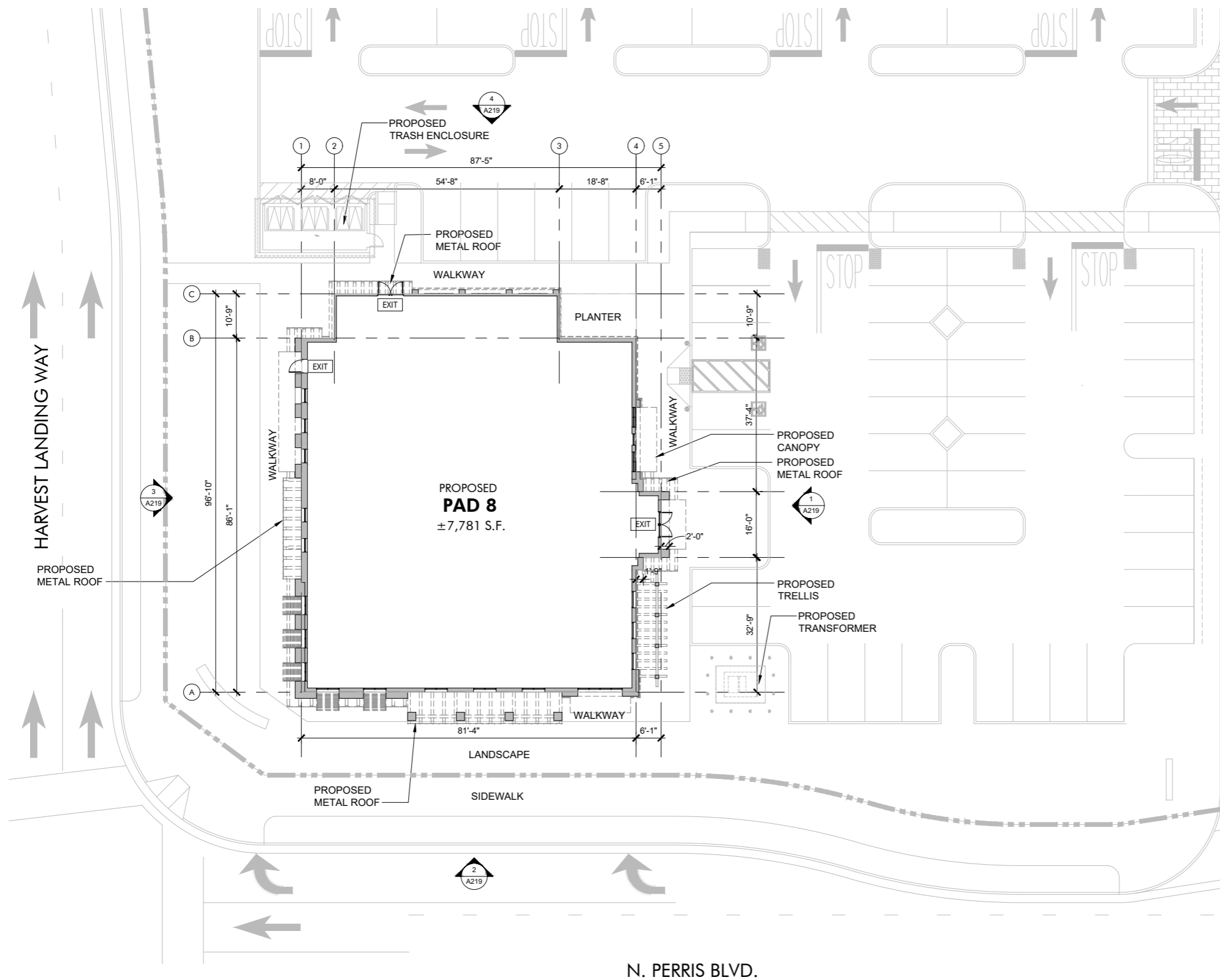
**A117**

PRELIMINARY SUBJECT TO CHANGE  
mmaarchitecture.com

**mma**  
Architecture



FLOOR PLAN LEGEND	
	ELEVATION SHEET NUMBER ELEVATION NUMBER
	(N) STRUCTURAL COLUMNS
	EXIT SYMBOL, ILLUMINATED EXIT SIGN WITH EMERGENCY BACK-UP POWER.
<b>SALES FLOOR</b> ± 0.000 11.10'	ROOM NAME AREA SQUARE FOOTAGE FINISH FLOOR ELEVATION
	MODULAR STOREFRONTS
	EXTERIOR WALL



**PAD 8**  
KEYMAP  
PROPOSED FLOOR PLAN (PAD 8)  
SCALE: 3/32" = 1'-0"

HIP So-Cal Properties LLC  
2244 N. Pacific Street  
Orange, CA 92865  
TEL. (714) 637-3333



AZURE DEVELOPMENT CO.  
944 South Greenwood Avenue  
Montebello, CA 90640  
TEL. (310) 467-7408

Harvest Landing Retail Center & Business Park  
SWC Perris Blvd. & Orange Ave., Perris CA 92571

PROPOSED FLOOR PLAN


22161MMA 02.08.2025

**A118**

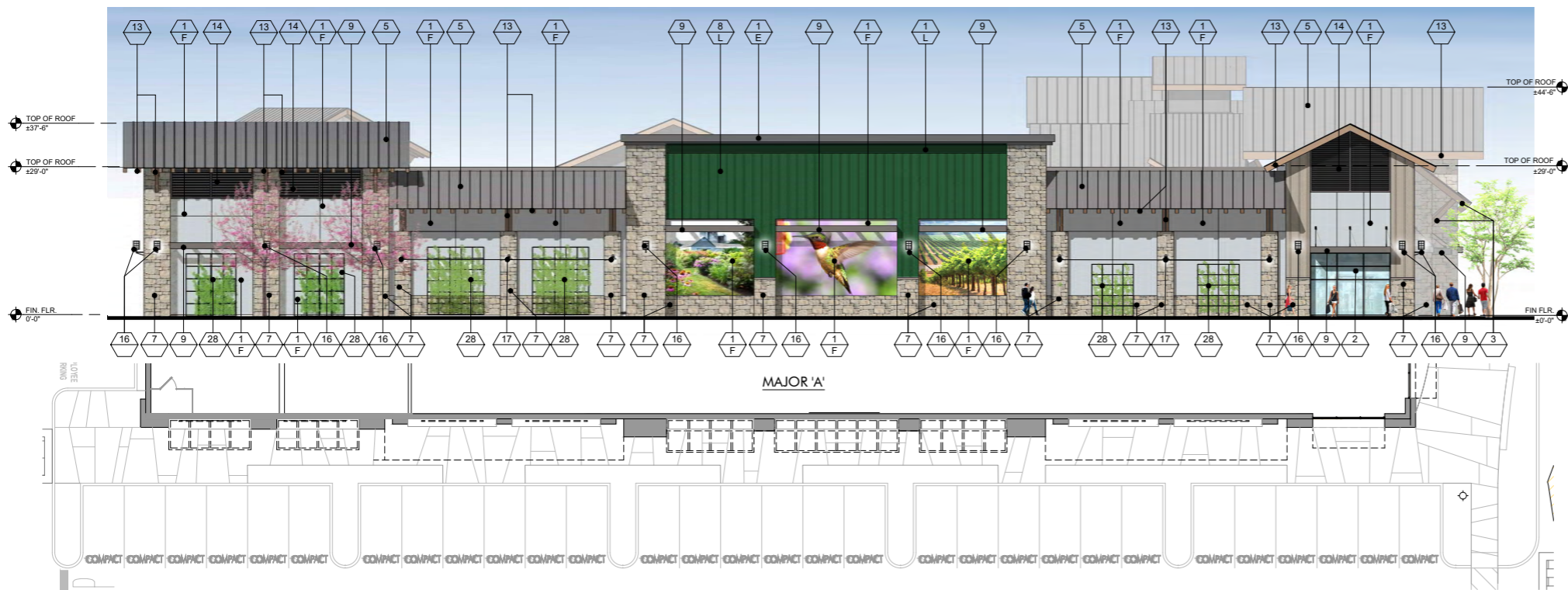
PRELIMINARY SUBJECT TO CHANGE  
mmaarchitecture.com

**mma**  
Architecture





1 EAST ELEVATION - MAJOR 'A'  
SCALE: 3/32" = 1'-0"



2 SOUTH ELEVATION - MAJOR 'A'



3 OVERALL EAST EXTERIOR ELEVATION  
SCALE: 1" = 30'-0"

FINISH LEGEND			
KEY	MATERIAL	KEY	MATERIAL
23	TRASH RECEPTACLES MANUFACTURER: VICTOR STANLEY MODEL: SDC-36 COLOR: BLACK	1	STUCCO - SMOOTH MANUFACTURER: HIGHLAND STUCCO FINISH: STEEL TROWEL - PAINTED DUNN EDWARDS
24	BIKE RACKS MANUFACTURER: VICTOR STANLEY MODEL: FREESIA BIKE RACK COLOR: BLACK	2	STOREFRONT MANUFACTURER: ARCADIA - COLOR: #85 DARK BRONZE AB-7 STOREFRONT GLASS VITRO ARCH. GLASS - 1" CLEAR FLOAT GLASS
25	METAL AWNING MANUFACTURER: METAL SALES MODEL: MAGNA-LOC 180 COLOR: MISTIQUE PLUS (W31)	2A	SPANDREL GLASS VITRO ARCH. GLASS AV933 WARM GRAY #2
26	CONCRETE PAVERS MANUFACTURER: ACKERSTONE MODEL: 4x16 - NO CHAMFER, RUNNING BOND COLOR: BELLASINA BLEND	3	BRICK VENEER MANUFACTURER: INTERSTATE BRICK MODEL: THIN MODULAR 2+1.8 COLOR: ARCTIC WHITE GROUT COLOR: #381 BRIGHT WHITE BY CUSTOMS BUILDING PRODUCT
27	CONCRETE PAVING MANUFACTURER: BY GENERAL CONTRACTOR FINISH: ACID WASH FINISH, SAW CUT LINES. COLOR: NATURAL GRAY	4	BATTEN BOARD SIDING MANUFACTURER: HARDIE BOARD MODEL: HARDIE PLANK SMOOTH VERTICAL PANELS (10' x 4' x 5') W/ TRIM BOARDS (1" x 3.5") COLOR: PRIMED AND PAINTED W/ 2-COATS FLAT ACRYLIC LATEX - EGGSHELL BY DUNN EDWARDS BATTEN SPACING AT 12" CENTER TO CENTER.
28	GREENSCREEN MANUFACTURER: GREENSCREEN COLOR: MATTE TEXTURE GREEN	5	STANDING SEAM METAL ROOF MANUFACTURER: METAL SALES MODEL: MAGNA-LOC 180 COLOR: SLATE GRAY (W38)
29	PATIO FURNITURE MANUFACTURER: EMU CONTRACT SEGO #288 - ARM CHAIR, 22" A/ IRON CAMBI #822 - MESH TABLE - 30" SQ., 22" A/ IRON UMBRELLA - ALUMINUM SQUARE (118" x 118") COLOR: CANOPY BEIGE STEEL BASE (24" SQ.) SILVER	6	METAL WALL PANELS MANUFACTURER: METAL SALES MODEL: EM1 - 1653 WALL PANEL COLOR: SLATE GRAY (W38)
30	STRING LIGHTS MANUFACTURER: TIVOLI LIGHTING MODEL: LITESPHERE LED, 3000K USE 1/2" STEEL CABLE WIRE (BY OTHERS) COLOR: CLEAR	7	STONE VENEER MANUFACTURER: ELDERADO STONE MODEL: ROUGHOUT COLOR: VINEYARD TRAIL
31	WALL LIGHT - LOADING AREAS MANUFACTURER: KIM LIGHTING MODEL: W35 WALL DIRECTOR (SMALL) - DOWN COLOR: BLT - BLACK MATTE TEXTURE	8	SIDING MANUFACTURER: HARDIE BOARD MODEL: ARTISAN SQUARE CHANNEL COLOR: PRIMED TO PAINT
33	COMPOSITE SIDING MANUFACTURER: AZEK MODEL: OPEN JOINT CLADDING COLOR: WEATHERED TEAK	9	METAL CANOPY MANUFACTURER: BY GENERAL CONTRACTOR FINISH: PAINTED COLOR: DE 6385 BLACK BEAN - SEMI GLOSS BY DUNN EDWARDS
34	CMU BLOCK MANUFACTURER: ORCO BLOCK MODEL: SPLIT FACE BLOCK COLOR: NATURAL GRAY	10	METAL FRAME FACADE COLOR: DET 590 MOODY BLUES - SEMI GLOSS BY DUNN EDWARDS
35	CMU BLOCK MANUFACTURER: ORCO BLOCK MODEL: SPLIT FACE BLOCK COLOR: BLACK 100	11	METAL TRELLIS, POST & STEEL FRAMING MANUFACTURER: BY GENERAL CONTRACTOR FINISH: PAINTED COLOR: DE 6385 BLACK BEAN - SEMI GLOSS BY DUNN EDWARDS
36	WOOD BEAM HEADER WOOD VENEER BEAM FINISH: SEMI-TRANSPARENT STAIN COLOR COLOR: RUSTIC CEDAR	12	PRECAST CONCRETE BASE MANUFACTURER: EMPIRE PRECAST FINISH: SANDSTONE COLOR: NATURAL GRAY
37	ENTRY DRIVE PAVERS MANUFACTURER: ACKERSTONE MODEL: PALERMO COLOR: ANTIQUE PEWTER	13	WOOD EAVES / FASCIA MANUFACTURER: BY GENERAL CONTRACTOR
38	MANUFACTURER: FX SHADE OR EQUAL MODEL: TRELLIS SHADE - RETRACTABLE COLOR: WHITE	14	OLYMPIC COLOR: BUTTERNUT SOLID COLOR WATERPROOFING STAIN / SEALER
39	STANDING SEAM COVERED PATIO W/ METAL FRAME MANUFACTURER: METAL SALES MODEL: MAGNA-LOC 180 COLOR: SLATE GRAY (W38)	15	WALL LOUVERS MANUFACTURER: ARCHITECTURE WALL LOUVERS MODEL: 4" STANDARD BLADE COLOR: DE 6385 BLACK BEAN - SEMI GLOSS BY DUNN EDWARDS
KEY PAINT COLORS		16	METAL BRACKETS MANUFACTURER: BY GENERAL CONTRACTOR FINISH: PAINTED COLOR: DE 6385 BLACK BEAN - SEMI GLOSS BY DUNN EDWARDS
A	PAIN COLOR: IGLOO DEW379 BY: DUNN EDWARDS	17	WALL SCONCE MANUFACTURER: HESS MODEL: LED VILLAGE 375 WALL MOUNT COLOR: BLACK
B	PAIN COLOR: SILVERLINED DE6353 BY: DUNN EDWARDS	18	WALL SCONCE MANUFACTURER: INTRIGUE LIGHTING LED MODEL: LARGE METRO COLOR: BLACK
C	PAIN COLOR: DRIFTING DEC770 BY: DUNN EDWARDS	19	WALL SCONCE MANUFACTURER: INTRIGUE LIGHTING LED MODEL: EPIC COLOR: BLACK
D	PAIN COLOR: SMOKEY MOUNTAIN DE6388 BY: DUNN EDWARDS	20	WALL SCONCE (SERVICE DOORS) MANUFACTURER: BEGA MODEL: 33 224 LED COLOR: BLACK
E	PAIN COLOR: BANK VAULT DE6383 BY: DUNN EDWARDS	21	PEDESTRIAN POLE LIGHT MANUFACTURER: INTRIGUE LIGHTING LED MODEL: ELEGANT, SIDE ARM SHEPHERD'S CROOK MOUNT POLE: P43 SERIES 15' HIGH
F	PAIN COLOR: SILVER SETTING DE6359 BY: DUNN EDWARDS	22	SIGN LIGHTS MANUFACTURER: TMS LIGHTING MODEL: SIGN 18 LED COLOR: MATTE BLACK
G	PAIN COLOR: ALWAYS ALMOND BY: PPG 1099-1	23	TRELLIS LIGHTS MANUFACTURER: LIGHTWAY MODEL: POSW-5-LED COLOR: SATIN BLACK
H	PAIN COLOR: JERICHO JADE BY: PPG 1142-6		
J	PAIN COLOR: WEATHERED LEATHER DE6105 BY: DUNN EDWARDS		
K	PAIN COLOR: KILN DRIED DET692 BY: DUNN EDWARDS		
L	PAIN COLOR: HARTFORD GREEN BY: SHERWIN WILLIAMS		

PRELIMINARY SUBJECT TO CHANGE

KEYMAP

22161MMA | 02.10.2025

EXTERIOR ELEVATIONS

**A201**

mmaarchitecture.com

**mma**  
Architecture

HIP So-Cal Properties LLC  
2244 N. Pacific Street  
Orange, CA 92865  
TEL. (714) 637-3333

AZURE DEVELOPMENT CO.  
944 South Greenwood Avenue  
Montebello, CA 90640  
TEL. (310) 467-7408




**Harvest Landing Retail Center & Business Park**  
SWC Perris Blvd. & Orange Ave., Perris CA 92571





1 EAST ELEVATION - MAJOR 'E' & 'F'  
SCALE: 3/32" = 1'-0"

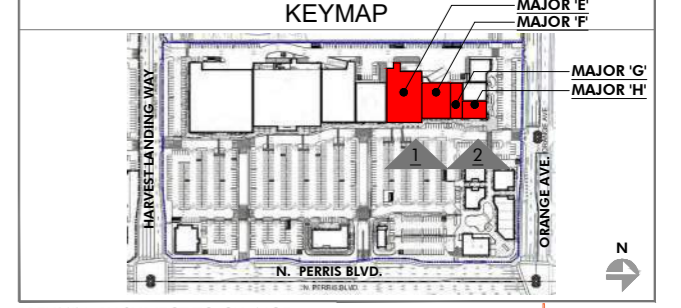


2 EAST ELEVATION - MAJOR 'F', 'G' AND 'H'  
SCALE: 3/32" = 1'-0"



3 OVERALL EAST EXTERIOR ELEVATION  
SCALE: 1" = 30'-0"

FINISH LEGEND			
KEY	MATERIAL	KEY	MATERIAL
23	TRASH RECEPTACLES MANUFACTURER: VICTOR STANLEY MODEL: SDC-36 COLOR: BLACK	1	STUCCO - SMOOTH MANUFACTURER: HIGHLAND STUCCO FINISH: STEEL TROWEL - PAINTED DUNN EDWARDS
24	BIKE RACKS MANUFACTURER: VICTOR STANLEY MODEL: FREESIA BIKE RACK COLOR: BLACK	2	STOREFRONT MANUFACTURER: ARCADIA - COLOR: #88 DARK BRONZE AB-7 STOREFRONT GLASS VITRO ARCH. GLASS - 1" CLEAR FLOAT GLASS
25	METAL AWNING MANUFACTURER: METAL SALES MODEL: MAGNA-LOC 180 COLOR: MISTIQUE PLUS (W31)	2A	SPANDREL GLASS VITRO ARCH. GLASS AV933 WARM GRAY #2
26	CONCRETE PAVERS MANUFACTURER: ACKERSTONE MODEL: 4x16 - NO CHAMFER, RUNNING BOND COLOR: BELLASINA BLEND	3	BRICK VENEER MANUFACTURER: INTERSTATE BRICK MODEL: THIN MODULAR 2+1.8 COLOR: ARCTIC WHITE GROUT COLOR: #381 BRIGHT WHITE BY CUSTOMS BUILDING PRODUCT
27	CONCRETE PAVING MANUFACTURER: BY GENERAL CONTRACTOR FINISH: ACID WASH FINISH, SAW CUT LINES. COLOR: NATURAL GRAY	4	BATTEN BOARD SIDING MANUFACTURER: HARDIE BOARD MODEL: HARDIE PLANK SMOOTH VERTICAL PANELS (10' x 4' x 5') W/ TRIM BOARDS (1" x 3.5") COLOR: PRIMED AND PAINTED W/ 2-COATS FLAT ACRYLIC LATEX - EGGSHELL BY DUNN EDWARDS BATTEN SPACING AT 12" CENTER TO CENTER.
28	GREENSCREEN MANUFACTURER: GREENSCREEN COLOR: MATTE TEXTURE GREEN	5	STANDING SEAM METAL ROOF MANUFACTURER: METAL SALES MODEL: MAGNA-LOC 180 COLOR: SLATE GRAY (W38)
29	PATIO FURNITURE MANUFACTURER: EMU CONTRACT SEGO #288 - ARM CHAIR, 22 A/ IRON CAMBI #92 - MESH TABLE - 30" SQ., 22 A/ IRON UMBRELLA - ALUMINUM SQUARE (118" x 118") COLOR: CANOPY BEIGE STEEL BASE (24" SQ.) SILVER	6	METAL WALL PANELS MANUFACTURER: METAL SALES MODEL: EM1 - 1653 WALL PANEL COLOR: SLATE GRAY (W38)
30	STRING LIGHTS MANUFACTURER: TIVOLI LIGHTING MODEL: LITESPHERE LED, 3000K USE 2" STEEL CABLE WIRE (BY OTHERS) COLOR: CLEAR	7	STONE VENEER MANUFACTURER: ELDERADO STONE MODEL: ROUGHOUT COLOR: VINEYARD TRAIL
31	WALL LIGHT - LOADING AREAS MANUFACTURER: KIM LIGHTING MODEL: W3 WALL DIRECTOR (SMALL) - DOWN COLOR: BLT - BLACK MATTE TEXTURE	8	SIDING MANUFACTURER: HARDIE BOARD MODEL: ARTISAN SQUARE CHANNEL COLOR: PRIMED TO PAINT
33	COMPOSITE SIDING MANUFACTURER: AZEK MODEL: OPEN JOINT CLADDING COLOR: WEATHERED TEAK	9	METAL CANOPY MANUFACTURER: BY GENERAL CONTRACTOR FINISH: PAINTED COLOR: DE 6385 BLACK BEAN - SEMI GLOSS BY DUNN EDWARDS
34	CMU BLOCK MANUFACTURER: ORCO BLOCK MODEL: SPLIT FACE BLOCK COLOR: NATURAL GRAY	10	METAL FRAME FACADE COLOR: DET 590 MOODY BLUES - SEMI GLOSS BY DUNN EDWARDS
35	CMU BLOCK MANUFACTURER: ORCO BLOCK MODEL: SPLIT FACE BLOCK COLOR: BLACK 100	11	METAL TRELLIS, POST & STEEL FRAMING MANUFACTURER: BY GENERAL CONTRACTOR FINISH: PAINTED COLOR: DE 6385 BLACK BEAN - SEMI GLOSS BY DUNN EDWARDS
36	WOOD BEAM HEADER WOOD VENEER BEAM FINISH: SEMI-TRANSPARENT STAIN COLOR COLOR: RUSTIC CEDAR	12	PRECAST CONCRETE BASE MANUFACTURER: EMPIRE PRECAST FINISH: SANDSTONE COLOR: NATURAL GRAY
37	ENTRY DRIVE PAVERS MANUFACTURER: ACKERSTONE MODEL: PALERMO COLOR: ANTIQUE PEWTER	13	WOOD EAVES / FASCIA MANUFACTURER: BY GENERAL CONTRACTOR COLOR: BUTTERNUT SOLID COLOR WATERPROOFING STAIN / SEALER
38	MANUFACTURER: FX SHADE OR EQUAL MODEL: TRELLIS SHADE - RETRACTABLE COLOR: WHITE	14	WALL LOUVERS MANUFACTURER: ARCHITECTURE WALL LOUVERS MODEL: 4" STANDARD BLADE COLOR: DE 6385 BLACK BEAN - SEMI GLOSS BY DUNN EDWARDS
39	STANDING SEAM COVERED PATIO W/ METAL FRAME MANUFACTURER: METAL SALES MODEL: MAGNA-LOC 180 COLOR: SLATE GRAY (W38)	15	METAL BRACKETS MANUFACTURER: BY GENERAL CONTRACTOR FINISH: PAINTED COLOR: DE 6385 BLACK BEAN - SEMI GLOSS BY DUNN EDWARDS
KEY PAINT COLORS		16	WALL SCIENCE MANUFACTURER: HESS MODEL: LED VILLAGE 375 WALL MOUNT COLOR: BLACK
A	PAINT COLOR: IGLOO DEW379 BY: DUNN EDWARDS	17	WALL SCIENCE MANUFACTURER: INTRIGUE LIGHTING LED MODEL: LARGE METRO COLOR: BLACK
B	PAINT COLOR: SILVERLINED DE6353 BY: DUNN EDWARDS	18	WALL SCIENCE MANUFACTURER: INTRIGUE LIGHTING LED MODEL: EPIC COLOR: BLACK
C	PAINT COLOR: DRIFTING DEC770 BY: DUNN EDWARDS	19	WALL SCIENCE (SERVICE DOORS) MANUFACTURER: BEGA MODEL: 33 224 LED COLOR: BLACK
D	PAINT COLOR: SMOKEY MOUNTAIN DE6388 BY: DUNN EDWARDS	20	PEDESTRIAN POLE LIGHT MANUFACTURER: INTRIGUE LIGHTING LED MODEL: ELEGANT, SIDE ARM SHEPHERD'S CROOK MOUNT POLE: P43 SERIES 15' HIGH
E	PAINT COLOR: BANK VAULT DE6383 BY: DUNN EDWARDS	21	SIGN LIGHTS MANUFACTURER: TMS LIGHTING MODEL: SIGN 18 LED COLOR: MATTE BLACK
F	PAINT COLOR: SILVER SETTING DE6359 BY: DUNN EDWARDS	22	TRELLIS LIGHTS MANUFACTURER: LIGHTWAY MODEL: POSW-S-LED COLOR: SATIN BLACK
G	PAINT COLOR: ALWAYS ALMOND BY: PPG 1099-1		
H	PAINT COLOR: JERICHO JADE BY: PPG 1142-6		
J	PAINT COLOR: WEATHERED LEATHER DE6105 BY: DUNN EDWARDS		
K	PAINT COLOR: KILN DRIED DET692 BY: DUNN EDWARDS		
L	PAINT COLOR: HARTFORD GREEN BY: SHERWIN WILLIAMS		



PRELIMINARY SUBJECT TO CHANGE

HIP So-Cal Properties LLC  
2244 N. Pacific Street  
Orange, CA 92865  
TEL. (714) 637-3333

 AZURE DEVELOPMENT CO.  
944 South Greenwood Avenue  
Montebello, CA 90640  
TEL. (310) 467-7408



Harvest Landing Retail Center & Business Park  
SWC Perris Blvd. & Orange Ave., Perris CA 92571

EXTERIOR ELEVATIONS  
22161MMA | 02.10.2025

A203

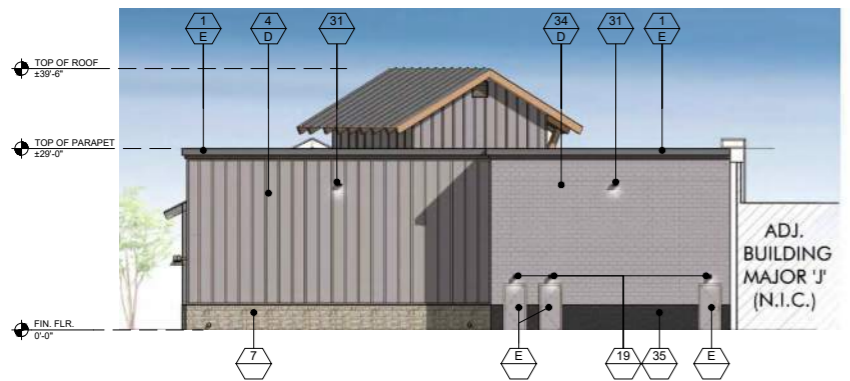




FINISH LEGEND			
KEY	MATERIAL	KEY	MATERIAL
23	TRASH RECEPTACLES MANUFACTURER: VICTOR STANLEY MODEL: SDC-36 COLOR: BLACK	1	STUCCO - SMOOTH MANUFACTURER: HIGHLAND STUCCO FINISH: STEEL TROWEL - PAINTED DUNN EDWARDS
24	BIKE RACKS MANUFACTURER: VICTOR STANLEY MODEL: FREESIA BIKE RACK COLOR: BLACK	2	STOREFRONT MANUFACTURER: ARCADIA - COLOR: #88 DARK BRONZE AB-7 STOREFRONT GLASS VITRO ARCH. GLASS - 1" CLEAR FLOAT GLASS
25	METAL AWNING MANUFACTURER: METAL SALES MODEL: MAGNA-LOC 180 COLOR: MISTIQUE PLUS (W31)	2A	SPANDREL GLASS VITRO ARCH. GLASS AV933 WARM GRAY #2
26	CONCRETE PAVERS MANUFACTURER: ACKERSTONE MODEL: 4x16 - NO CHAMFER, RUNNING BOND COLOR: BELLASINA BLEND	3	BRICK VENEER MANUFACTURER: INTERSTATE BRICK MODEL: THIN MODULAR 2 1/8 COLOR: ARCTIC WHITE GROUT COLOR: #381 BRIGHT WHITE BY CUSTOMS BUILDING PRODUCT
27	CONCRETE PAVING MANUFACTURER: BY GENERAL CONTRACTOR FINISH: ACID WASH FINISH, SAW CUT LINES. COLOR: NATURAL GRAY	4	BATTEN BOARD SIDING MANUFACTURER: HARDIE BOARD MODEL: HARDIE PLANK SMOOTH VERTICAL PANELS (10' x 4' x 5/8") W/ TRIM BOARDS (1" x 3.5") COLOR: PRIMED AND PAINTED W/ 2-COATS FLAT ACRYLIC LATEX - EGGSHELL BY DUNN EDWARDS BATTEN SPACING AT 12" CENTER TO CENTER.
28	GREENSCREEN MANUFACTURER: GREENSCREEN COLOR: MATTE TEXTURE GREEN	5	STANDING SEAM METAL ROOF MANUFACTURER: METAL SALES MODEL: MAGNA-LOC 180 COLOR: SLATE GRAY (W38)
29	PATIO FURNITURE MANUFACTURER: EMU CONTRACT SEGO #288 - ARM CHAIR, 22 A/ IRON CASHI #902 MESH TABLE - 30" SQ., 22 A/ IRON UMBRELLA - ALUMINUM SQUARE (118" x 118") COLOR: CANOPY BEIGE STEEL BASE (24" SQ.) SILVER	6	METAL WALL PANELS MANUFACTURER: METAL SALES MODEL: EM-1 - 1653 WALL PANEL COLOR: SLATE GRAY (W38)
30	STRING LIGHTS MANUFACTURER: TIVOLI LIGHTING MODEL: LITESPHERE LED, 3000K USE 1/2" STEEL CABLE WIRE (BY OTHERS) COLOR: CLEAR	7	STONE VENEER MANUFACTURER: ELDERADO STONE MODEL: ROUGHOUT COLOR: VINEYARD TRAIL
31	WALL LIGHT - LOADING AREAS MANUFACTURER: KIM LIGHTING MODEL: W03 WALL DIRECTOR (SMALL) - DOWN COLOR: BLT - BLACK MATTE TEXTURE	8	SIDING MANUFACTURER: HARDIE BOARD MODEL: ARTISAN SQUARE CHANNEL COLOR: PRIMED TO PAINT
33	COMPOSITE SIDING MANUFACTURER: AZEK MODEL: OPEN JOINT CLADDING COLOR: WEATHERED TEAK	9	METAL CANOPY MANUFACTURER: BY GENERAL CONTRACTOR FINISH: PAINTED COLOR: DE 6385 BLACK BEAN - SEMI GLOSS BY DUNN EDWARDS
34	CMU BLOCK MANUFACTURER: ORCO BLOCK MODEL: SPLIT FACE BLOCK COLOR: NATURAL GRAY	10	METAL FRAME FACADE COLOR: DET 590 MOODY BLUES - SEMI GLOSS BY DUNN EDWARDS
35	CMU BLOCK MANUFACTURER: ORCO BLOCK MODEL: SPLIT FACE BLOCK COLOR: BLACK 100	11	METAL TRELLIS, POST & STEEL FRAMING MANUFACTURER: BY GENERAL CONTRACTOR FINISH: PAINTED COLOR: DE 6385 BLACK BEAN - SEMI GLOSS BY DUNN EDWARDS
36	WOOD BEAM HEADER WOOD VENEER BEAM FINISH: SEMI-TRANSPARENT STAIN COLOR COLOR: RUSTIC CEDAR	12	PRECAST CONCRETE BASE MANUFACTURER: EMPIRE PRECAST FINISH: SANDSTONE COLOR: NATURAL GRAY
37	ENTRY DRIVE PAVERS MANUFACTURER: ACKERSTONE MODEL: PALERMO COLOR: ANTIQUE PEWTER	13	WOOD EAVES / FASCIA MANUFACTURER: BY GENERAL CONTRACTOR COLOR: BUTTERNUT SOLID COLOR WATERPROOFING STAIN / SEALER
38	MANUFACTURER: FX SHADE OR EQUAL MODEL: TRELLIS SHADE - RETRACTABLE COLOR: WHITE	14	WALL LOUVERS MANUFACTURER: ARCHITECTURE WALL LOUVERS MODEL: 4" STANDARD BLADE COLOR: DE 6385 BLACK BEAN - SEMI GLOSS BY DUNN EDWARDS
39	STANDING SEAM COVERED PATIO W/ METAL FRAME MANUFACTURER: METAL SALES MODEL: MAGNA-LOC 180 COLOR: SLATE GRAY (W38)	15	METAL BRACKETS MANUFACTURER: BY GENERAL CONTRACTOR FINISH: PAINTED COLOR: DE 6385 BLACK BEAN - SEMI GLOSS BY DUNN EDWARDS

PAINT COLORS			
KEY	PAINT	KEY	PAINT
A	PAINT COLOR: IGLOO DEW379 BY: DUNN EDWARDS	16	WALL SCIENCE MANUFACTURER: HESS MODEL: LED VILLAGE 375 WALL MOUNT COLOR: BLACK
B	PAINT COLOR: SILVERLINED DE6353 BY: DUNN EDWARDS	17	WALL SCIENCE MANUFACTURER: INTRIGUE LIGHTING LED MODEL: LARGE METRO COLOR: BLACK
C	PAINT COLOR: DRIFTING DEC770 BY: DUNN EDWARDS	18	WALL SCIENCE MANUFACTURER: INTRIGUE LIGHTING LED MODEL: EPIC COLOR: BLACK
D	PAINT COLOR: SMOKEY MOUNTAIN DE6388 BY: DUNN EDWARDS	19	WALL SCIENCE (SERVICE DOORS) MANUFACTURER: BEGA MODEL: 33 224 LED COLOR: BLACK
E	PAINT COLOR: BANK VAULT DE6383 BY: DUNN EDWARDS	20	PEDESTRIAN POLE LIGHT MANUFACTURER: INTRIGUE LIGHTING LED MODEL: ELEGANT, SIDE ARM SHEPHERDS CROOK MOUNT POLE: PA3 SERIES 15' HIGH
F	PAINT COLOR: SILVER SETTING DE6359 BY: DUNN EDWARDS	21	SIGN LIGHTS MANUFACTURER: TMS LIGHTING MODEL: SIGN 18 LED COLOR: MATTE BLACK
G	PAINT COLOR: ALWAYS ALMOND BY: PPG 1099-1	22	TRELLIS LIGHTS MANUFACTURER: LIGHTWAY MODEL: PSW-5-LED COLOR: SATIN BLACK
H	PAINT COLOR: JERICHO JADE BY: PPG 1142-6		
J	PAINT COLOR: WEATHERED LEATHER DE6105 BY: DUNN EDWARDS		
K	PAINT COLOR: KILN DRIED DET692 BY: DUNN EDWARDS		
L	PAINT COLOR: HARTFORD GREEN BY: SHERWIN WILLIAMS		

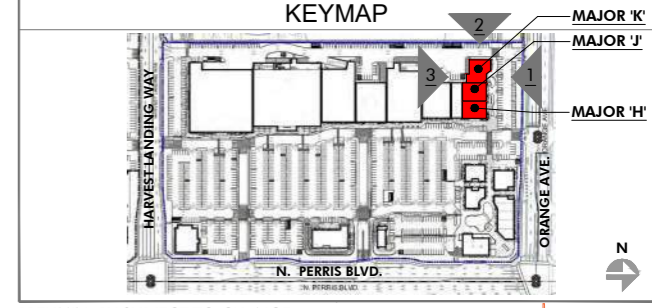
1 NORTH ELEVATION - MAJOR 'H', 'J' & 'K'  
SCALE: 3/32" = 1'-0"



3 SOUTH ELEVATION - MAJOR 'K'  
SCALE: 3/32" = 1'-0"



2 PORTION OF WEST ELEVATION - MAJOR 'K'  
SCALE: 3/32" = 1'-0"



PRELIMINARY SUBJECT TO CHANGE

HIP So-Cal Properties LLC  
2244 N. Pacific Street  
Orange, CA 92865  
TEL. (714) 637-3333

 AZURE DEVELOPMENT CO.  
944 South Greenwood Avenue  
Montebello, CA 90640  
TEL. (310) 467-7408

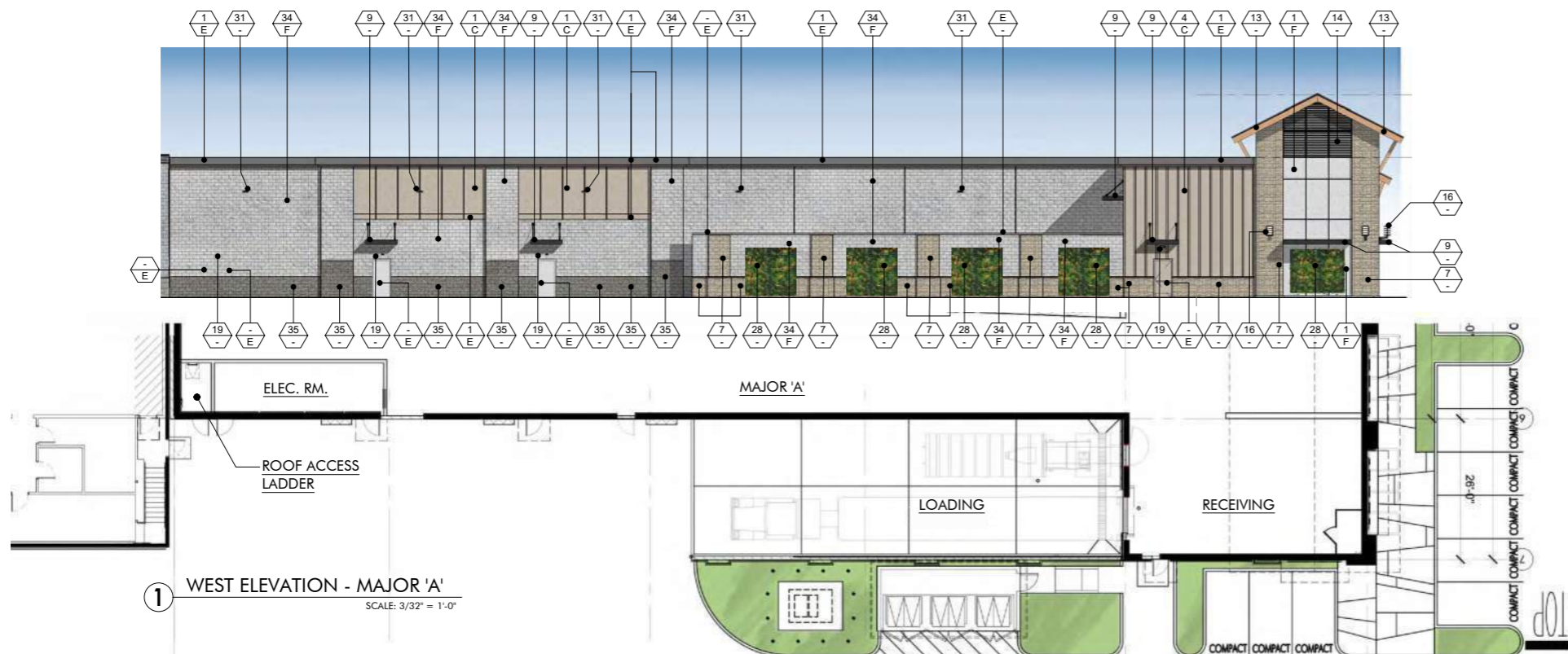


Harvest Landing Retail Center & Business Park  
SWC Perris Blvd. & Orange Ave., Perris CA 92571

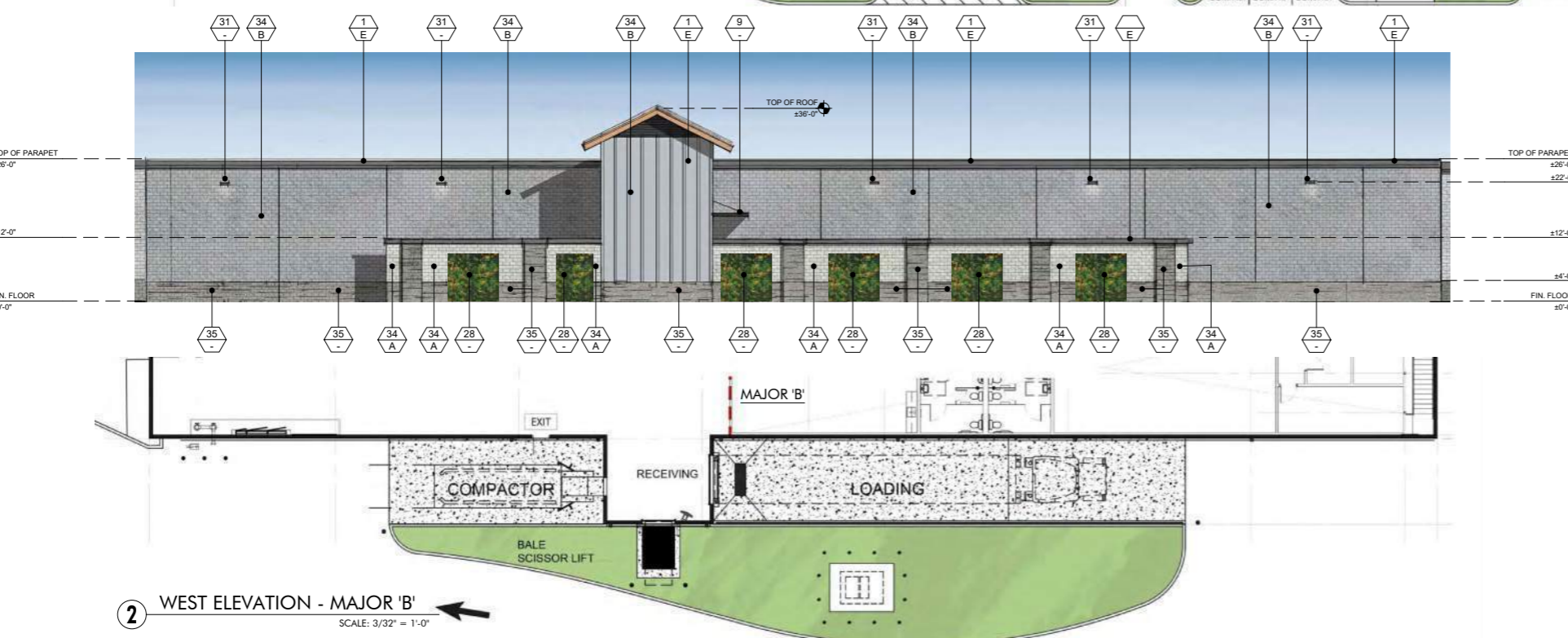
EXTERIOR ELEVATIONS  
22161MMA | 02.10.2025

A204






1 WEST ELEVATION - MAJOR 'A'  
SCALE: 3/32" = 1'-0"



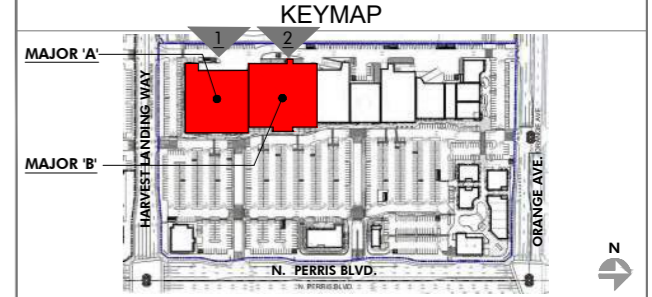
2 WEST ELEVATION - MAJOR 'B'  
SCALE: 3/32" = 1'-0"



3 OVERALL WEST EXTERIOR ELEVATION  
SCALE: 1" = 30'-0"

FINISH LEGEND

KEY	MATERIAL	KEY	MATERIAL
23	TRASH RECEPTACLES MANUFACTURER: VICTOR STANLEY MODEL: SDC-36 COLOR: BLACK	1	STUCCO - SMOOTH MANUFACTURER: HIGHLAND STUCCO FINISH: STEEL TROWEL - PAINTED DUNN EDWARDS
24	BIKE RACKS MANUFACTURER: VICTOR STANLEY MODEL: FREESIA BIKE RACK COLOR: BLACK	2	STOREFRONT MANUFACTURER: ARCADIA - COLOR: #85 DARK BRONZE AB-7 STOREFRONT GLASS VITRO ARCH. GLASS - 1" CLEAR FLOAT GLASS
25	METAL AWNING MANUFACTURER: METAL SALES MODEL: MAGNA-LOC 180 COLOR: MISTIQUE PLUS (W31)	2A	SPANDREL GLASS VITRO ARCH. GLASS AV933 WARM GRAY #2
26	CONCRETE PAVERS MANUFACTURER: ACKERSTONE MODEL: 4x16 - NO CHAMFER, RUNNING BOND COLOR: BELLASINA BLEND	3	BRICK VENEER MANUFACTURER: INTERSTATE BRICK MODEL: THIN MODULAR 2 1/2 x 8 COLOR: ARCTIC WHITE GROUT COLOR: #381 BRIGHT WHITE BY CUSTOMS BUILDING PRODUCT
27	CONCRETE PAVING MANUFACTURER: BY GENERAL CONTRACTOR FINISH: ACID WASH FINISH, SAW CUT LINES. COLOR: NATURAL GRAY	4	BATTEN BOARD SIDING MANUFACTURER: HARDIE BOARD MODEL: HARDIE PLANK SMOOTH VERTICAL PANELS (10' x 4' x 1/2") W/ TRIM BOARDS (1" x 3.5") COLOR: PRIMED AND PAINTED W/ 2-COATS FLAT ACRYLIC LATEX - EGG SHELL BY DUNN EDWARDS
28	GREENSCREEN MANUFACTURER: GREENSCREEN COLOR: MATE TEXTURE GREEN	5	STANDING SEAM METAL ROOF MANUFACTURER: METAL SALES MODEL: MAGNA-LOC 180 COLOR: SLATE GRAY (W38)
29	PATIO FURNITURE MANUFACTURER: EMU CONTRACT SEGO #268 - ARM CHAIR, 22 A/ IRON CAMBI #802 MESH TABLE - 36" SQ, 22 A/ IRON UMBRELLA - ALUMINUM SQUARE (116" x 116") COLOR: CANOPY BEIGE STEEL BASE (24" SQ) SILVER	6	METAL WALL PANELS MANUFACTURER: METAL SALES MODEL: EM1 - 1653 WALL PANEL COLOR: SLATE GRAY (W38)
30	STRING LIGHTS MANUFACTURER: TIVOLI LIGHTING MODEL: LITESPHERE LED, 3000K USE #3 STEEL CABLE WIRE (BY OTHERS) COLOR: CLEAR	7	STONE VENEER MANUFACTURER: EL Dorado STONE MODEL: ROUGH CUT COLOR: VINEYARD TRAIL
31	WALL LIGHT - LOADING AREAS MANUFACTURER: KIM LIGHTING MODEL: WDS (WALL DIRECTOR SMALL) - DOWN COLOR: BLT - BLACK MATTE TEXTURE	8	SIDING MANUFACTURER: HARDIE BOARD MODEL: ARTISAN SQUARE CHANNEL COLOR: PRIMED TO PAINT
33	COMPOSITE SIDING MANUFACTURER: AZEK MODEL: OPEN JOINT CLADDING COLOR: WEATHERED TEAK	9	METAL CANOPY MANUFACTURER: BY GENERAL CONTRACTOR FINISH: PAINTED COLOR: DE 6385 BLACK BEAN - SEMI GLOSS BY DUNN EDWARDS
34	CMU BLOCK MANUFACTURER: ORCO BLOCK MODEL: SPLIT FACE BLOCK COLOR: NATURAL GRAY	10	METAL FRAME FACADE COLOR: DET 590 MOODY BLUES - SEMI GLOSS BY DUNN EDWARDS
35	CMU BLOCK MANUFACTURER: ORCO BLOCK MODEL: SPLIT FACE BLOCK COLOR: BLACK 100	11	METAL TRELLIS, POST & STEEL FRAMING MANUFACTURER: BY GENERAL CONTRACTOR FINISH: PAINTED COLOR: DE 6385 BLACK BEAN - SEMI GLOSS BY DUNN EDWARDS
36	WOOD BEAM HEADER WOOD VENEER BEAM FINISH: SEMI-TRANSPARENT STAIN COLOR COLOR: RUSTIC CEDAR	12	PRECAST CONCRETE BASE MANUFACTURER: EMPIRE PRECAST FINISH: SANDSTONE COLOR: NATURAL GRAY
37	ENTRY DRIVE PAVERS MANUFACTURER: ACKERSTONE MODEL: PALERMO COLOR: ANTIQUE PEWTER	13	WOOD EAVES / FASCIA MANUFACTURER: BY GENERAL CONTRACTOR
38	MANUFACTURER: FX SHADE OR EQUAL MODEL: TRELLIS SHADE - RETRACTABLE COLOR: WHITE	14	WALL LOUVERS MANUFACTURER: ARCHITECTURE WALL LOUVERS MODEL: 4" STANDARD BLADE COLOR: DE 6385 BLACK BEAN - SEMI GLOSS BY DUNN EDWARDS
39	STANDING SEAM COVERED PATIO W/ METAL FRAME MANUFACTURER: METAL SALES MODEL: MAGNA-LOC 180 COLOR: SLATE GRAY (W38)	15	METAL BRACKETS MANUFACTURER: BY GENERAL CONTRACTOR FINISH: PAINTED COLOR: DE 6385 BLACK BEAN - SEMI GLOSS BY DUNN EDWARDS
KEY PAINT COLORS		16	WALL SCIENCE MANUFACTURER: HESS MODEL: LED VILLAGE 375 WALL MOUNT COLOR: BLACK
A	PAINT COLOR: IGLOO DEW379 BY: DUNN EDWARDS	17	WALL SCIENCE MANUFACTURER: INTRIGUE LIGHTING LED MODEL: LARGE METRO COLOR: BLACK
B	PAINT COLOR: SILVERLINED DE6353 BY: DUNN EDWARDS	18	WALL SCIENCE MANUFACTURER: INTRIGUE LIGHTING LED MODEL: EPIC COLOR: BLACK
C	PAINT COLOR: DRIFTING DEC770 BY: DUNN EDWARDS	19	WALL SCIENCE (SERVICE DOORS) MANUFACTURER: BEGA MODEL: 33 224 LED COLOR: BLACK
D	PAINT COLOR: SMOKEY MOUNTAIN DE6388 BY: DUNN EDWARDS	20	PEDESTRIAN POLE LIGHT MANUFACTURER: INTRIGUE LIGHTING LED MODEL: ELEGANT, SIDE ARM SHEPHERDS CROOK MOUNT POLE: PA3 SERIES 15' HIGH
E	PAINT COLOR: BANK VAULT DE6383 BY: DUNN EDWARDS	21	SIGN LIGHTS MANUFACTURER: TMS LIGHTING MODEL: SIGN 18 LED COLOR: MATTE BLACK
F	PAINT COLOR: SILVER SETTING DE6359 BY: DUNN EDWARDS	22	TRELLIS LIGHTS MANUFACTURER: LIGHTWAY MODEL: PSDW-S-LED COLOR: SATIN BLACK
G	PAINT COLOR: ALWAYS ALMOND BY: PPG 1099-1		
H	PAINT COLOR: JERICHO JADE By: PPG1142-6		
J	PAINT COLOR: WEATHERED LEATHER DE6105 By: DUNN EDWARDS		
K	PAINT COLOR: KILN DRIED DET692 BY: DUNN EDWARDS		
L	PAINT COLOR: HARTFORD GREEN BY: SHERWIN WILLIAMS		



PRELIMINARY SUBJECT TO CHANGE

HIP So-Cal Properties LLC  
2244 N. Pacific Street  
Orange, CA 92865  
TEL. (714) 637-3333

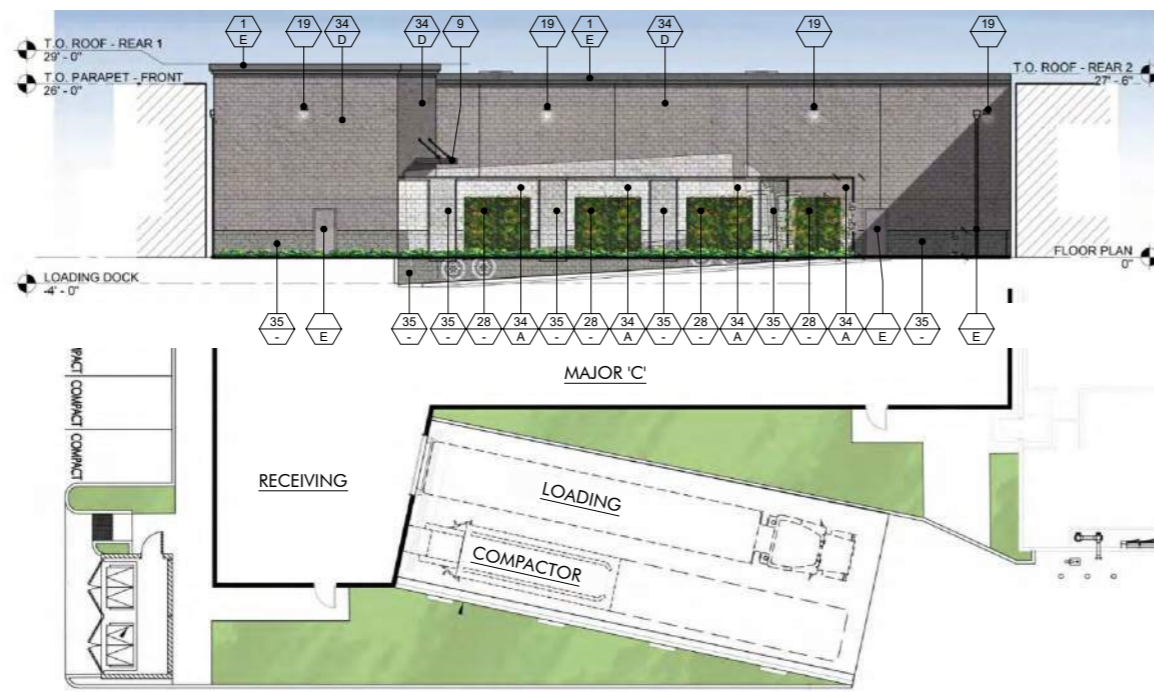


AZURE DEVELOPMENT CO.  
944 South Greenwood Avenue  
Montebello, CA 90640  
TEL. (310) 467-7408

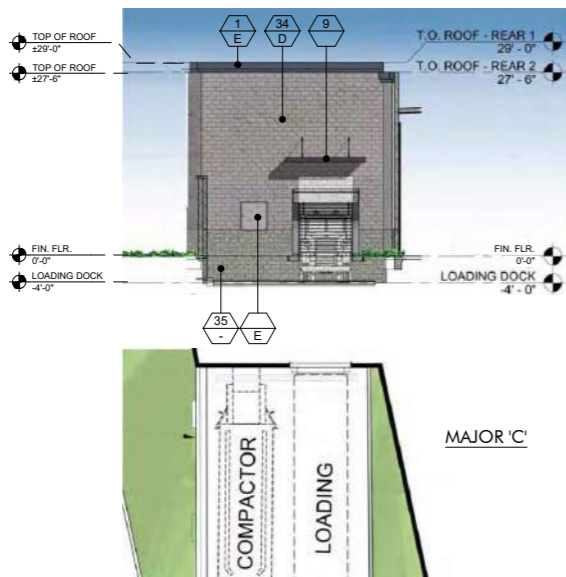
Harvest Landing Retail Center & Business Park  
SWC Perris Blvd. & Orange Ave., Perris CA 92571

EXTERIOR ELEVATIONS  
22161MMA | 02.10.2025  
**A205**





1 PORTION OF WEST ELEVATION - MAJOR 'C'  
SCALE: 3/32" = 1'-0"



3 SOUTH ELEVATION - MAJOR 'C'  
SCALE: 3/32" = 1'-0"



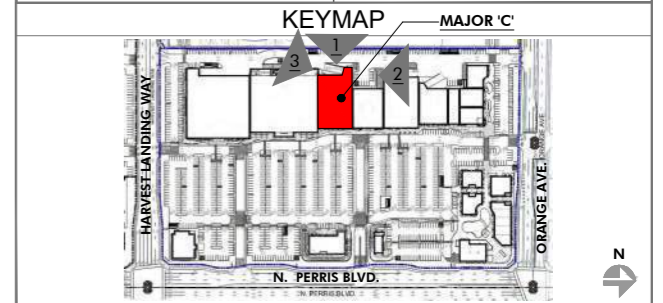
2 NORTH ELEVATION - MAJOR 'C'  
SCALE: 3/32" = 1'-0"



3 OVERALL WEST EXTERIOR ELEVATION  
SCALE: 1" = 30'-0"

FINISH LEGEND


KEY	MATERIAL	KEY	MATERIAL
23	TRASH RECEPTACLES MANUFACTURER: VICTOR STANLEY MODEL: SDC-36 COLOR: BLACK	1	STUCCO - SMOOTH MANUFACTURER: HIGHLAND STUCCO FINISH: STEEL TROWEL - PAINTED DUNN EDWARDS
24	BIKE RACKS MANUFACTURER: VICTOR STANLEY MODEL: FREESIA BIKE RACK COLOR: BLACK	2	STOREFRONT MANUFACTURER: ARCADIA - COLOR: #88 DARK BRONZE AB-7 STOREFRONT GLASS VITRO ARCH. GLASS - 1" CLEAR FLOAT GLASS
25	METAL AWNING MANUFACTURER: METAL SALES MODEL: MAGNA-LOC 180 MISTIQUE PLUS (W31)	2A	SPANDREL GLASS VITRO ARCH. GLASS AV933 WARN GRAY #2
26	CONCRETE PAVERS MANUFACTURER: ACKERSTONE MODEL: 4x16 - NO CHAMFER, RUNNING BOND COLOR: BELLASINA BLEND	3	BRICK VENEER MANUFACTURER: INTERSTATE BRICK MODEL: THIN MODULAR 2+8 COLOR: ARCTIC WHITE GROUT COLOR: #381 BRIGHT WHITE BY CUSTOMS BUILDING PRODUCT
27	CONCRETE PAVING MANUFACTURER: BY GENERAL CONTRACTOR FINISH: ACID WASH FINISH, SAW CUT LINES. COLOR: NATURAL GRAY	4	BATTEN BOARD SIDING MANUFACTURER: HARDIE BOARD MODEL: HARDIE PLANK SMOOTH VERTICAL PANELS (10' x 4' x 5') W/ TRIM BOARDS (1" x 3.5") COLOR: PRIMED AND PAINTED W/ 2-COATS FLAT ACRYLIC LATEX - EGGSHELL BY DUNN EDWARDS BATTEN SPACING AT 12" CENTER TO CENTER.
28	GREENSCREEN MANUFACTURER: GREENSCREEN COLOR: MATTE TEXTURE GREEN	5	STANDING SEAM METAL ROOF MANUFACTURER: METAL SALES MODEL: MAGNA-LOC 180 COLOR: SLATE GRAY (W38)
29	PATIO FURNITURE MANUFACTURER: EMU CONTRACT SEGO #288 - ARM CHAIR, 22 A/IRON CAMBI #802 - MESH TABLE - 36" SQ., 22 A/IRON UMBRELLA - ALUMINUM SQUARE (118" x 118") COLOR: CANOPY BEIGE STEEL BASE (24" SQ.) SILVER	6	METAL WALL PANELS MANUFACTURER: METAL SALES MODEL: EM1 - 1653 WALL PANEL COLOR: SLATE GRAY (W38)
30	STRING LIGHTS MANUFACTURER: TIVOLI LIGHTING MODEL: LITESPHERE LED, 3000K USE 1/2" STEEL CABLE WIRE (BY OTHERS) COLOR: CLEAR	7	STONE VENEER MANUFACTURER: ELDERADO STONE MODEL: ROUGHOUT COLOR: VINEYARD TRAIL
31	WALL LIGHT - LOADING AREAS MANUFACTURER: KIM LIGHTING MODEL: W35 WALL DIRECTOR (SMALL) - DOWN COLOR: BLT - BLACK MATTE TEXTURE	8	SIDING MANUFACTURER: HARDIE BOARD MODEL: ARTISAN SQUARE CHANNEL COLOR: PRIMED TO PAINT
33	COMPOSITE SIDING MANUFACTURER: AZEK MODEL: OPEN JOINT CLADDING COLOR: WEATHERED TEAK	9	METAL CANOPY MANUFACTURER: BY GENERAL CONTRACTOR FINISH: PAINTED COLOR: DE 6385 BLACK BEAN - SEMI GLOSS BY DUNN EDWARDS
34	CMU BLOCK MANUFACTURER: ORCO BLOCK MODEL: SPLIT FACE BLOCK COLOR: NATURAL GRAY	10	METAL FRAME FACADE COLOR: DET 580 MOODY BLUES - SEMI GLOSS BY DUNN EDWARDS
35	CMU BLOCK MANUFACTURER: ORCO BLOCK MODEL: SPLIT FACE BLOCK COLOR: BLACK 100	11	METAL TRELLIS, POST & STEEL FRAMING MANUFACTURER: BY GENERAL CONTRACTOR FINISH: PAINTED COLOR: DE 6385 BLACK BEAN - SEMI GLOSS BY DUNN EDWARDS
36	WOOD BEAM HEADER WOOD VENEER BEAM FINISH: SEMI-TRANSPARENT STAIN COLOR COLOR: RUSTIC CEDAR	12	PRECAST CONCRETE BASE MANUFACTURER: EMPIRE PRECAST FINISH: SANDSTONE COLOR: NATURAL GRAY
37	ENTRY DRIVE PAVERS MANUFACTURER: ACKERSTONE MODEL: PALERMO COLOR: ANTIQUE PEWTER	13	WOOD EAVES / FASCIA MANUFACTURER: BY GENERAL CONTRACTOR
38	MANUFACTURER: FX SHADE OR EQUAL MODEL: TRELLIS SHADE - RETRACTABLE COLOR: WHITE	14	OLYMPIC COLOR: BUTTERNUT SOLID COLOR WATERPROOFING STAIN / SEALER
39	STANDING SEAM COVERED PATIO W/ METAL FRAME MANUFACTURER: METAL SALES MODEL: MAGNA-LOC 180 COLOR: SLATE GRAY (W38)	15	METAL BRACKETS MANUFACTURER: BY GENERAL CONTRACTOR FINISH: PAINTED COLOR: DE 6385 BLACK BEAN - SEMI GLOSS BY DUNN EDWARDS
KEY		PAINT COLORS	
A	PAIN COLOR: IGLOO DEW379 BY: DUNN EDWARDS	16	WALL SCONCE MANUFACTURER: HESS MODEL: LED VILLAGE 375 WALL MOUNT COLOR: BLACK
B	PAIN COLOR: SILVERLINED DE6353 BY: DUNN EDWARDS	17	WALL SCONCE MANUFACTURER: INTRIGUE LIGHTING LED MODEL: LARGE METRO COLOR: BLACK
C	PAIN COLOR: DRIFTING DEC770 BY: DUNN EDWARDS	18	WALL SCONCE MANUFACTURER: INTRIGUE LIGHTING LED MODEL: EPIC COLOR: BLACK
D	PAIN COLOR: SMOKEY MOUNTAIN DE6388 BY: DUNN EDWARDS	19	WALL SCONCE (SERVICE DOORS) MANUFACTURER: BEGA MODEL: 33 224 LED COLOR: BLACK
E	PAIN COLOR: BANK VAULT DE6383 BY: DUNN EDWARDS	20	PEDESTRIAN POLE LIGHT MANUFACTURER: INTRIGUE LIGHTING LED MODEL: ELEGANT, SIDE ARM SHEPHERDS CROOK MOUNT POLE: PA3 SERIES 15' HIGH
F	PAIN COLOR: SILVER SETTING DE6359 BY: DUNN EDWARDS	21	SIGN LIGHTS MANUFACTURER: TMS LIGHTING MODEL: SIGN 18 LED COLOR: MATTE BLACK
G	PAIN COLOR: ALWAYS ALMOND BY: PPG 1099-1	22	TRELLIS LIGHTS MANUFACTURER: LIGHTWAY MODEL: POSW-S-LED COLOR: SATIN BLACK
H	PAIN COLOR: JERICHO JADE BY: PPG 1142-6		
J	PAIN COLOR: WEATHERED LEATHER DE6105 BY: DUNN EDWARDS		
K	PAIN COLOR: KILN DRIED DET692 BY: DUNN EDWARDS		
L	PAIN COLOR: HARTFORD GREEN BY: SHERWIN WILLIAMS		



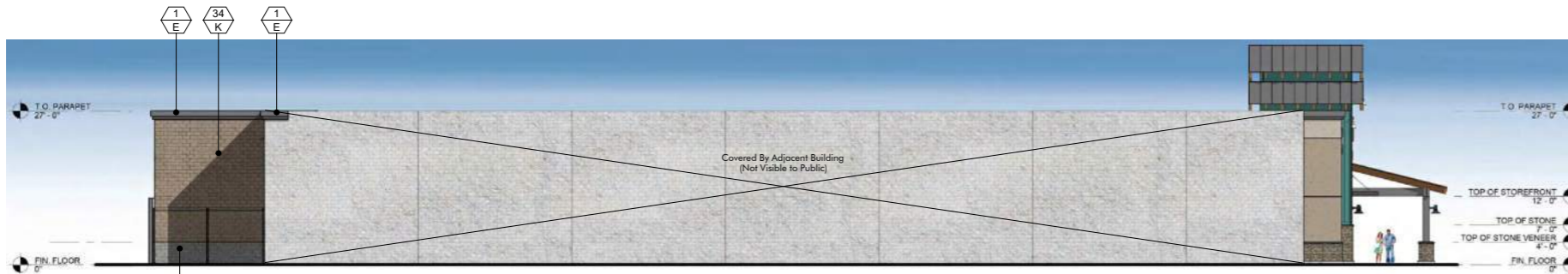
PRELIMINARY SUBJECT TO CHANGE







1 PORTION OF NORTH ELEVATION - MAJOR 'E'  
SCALE: 3/32" = 1'-0"

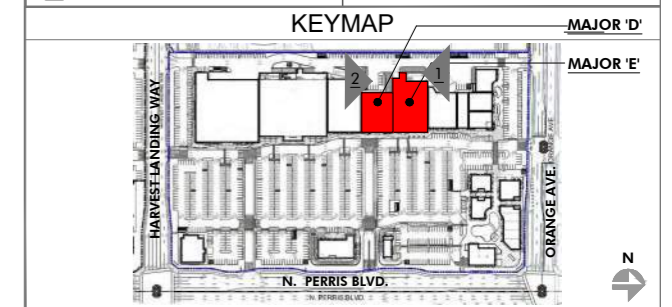


2 PORTION OF SOUTH ELEVATION - MAJOR 'E'  
SCALE: 3/32" = 1'-0"




3 OVERALL WEST EXTERIOR ELEVATION  
SCALE: 1" = 30'-0"

FINISH LEGEND			
KEY	MATERIAL	KEY	MATERIAL
23	TRASH RECEPTACLES MANUFACTURER: VICTOR STANLEY MODEL: SDC-36 COLOR: BLACK	1	STUCCO - SMOOTH MANUFACTURER: HIGHLAND STUCCO FINISH: STEEL TROWEL - PAINTED DUNN EDWARDS
24	BIKE RACKS MANUFACTURER: VICTOR STANLEY MODEL: FREESIA BIKE RACK COLOR: BLACK	2	STOREFRONT MANUFACTURER: ARCADIA - COLOR: #88 DARK BRONZE AB-7 STOREFRONT GLASS VITRO ARCH. GLASS - 1" CLEAR FLOAT GLASS
25	METAL AWNING MANUFACTURER: METAL SALES MODEL: MAGNA-LOC 180 MISTIQUE PLUS (W31)	2A	SPANDREL GLASS VITRO ARCH. GLASS AV933 WARN GRAY #2
26	CONCRETE PAVERS MANUFACTURER: ACKERSTONE MODEL: 4x16 - NO CHAMFER, RUNNING BOND COLOR: BELLASINA BLEND	3	BRICK VENEER MANUFACTURER: INTERSTATE BRICK MODEL: THIN MODULAR 2 1/8 COLOR: ARCTIC WHITE GROUT COLOR: #381 BRIGHT WHITE BY CUSTOMS BUILDING PRODUCT
27	CONCRETE PAVING MANUFACTURER: BY GENERAL CONTRACTOR FINISH: ACID WASH FINISH, SAW CUT LINES. COLOR: NATURAL GRAY	4	BATTEN BOARD SIDING MANUFACTURER: HARDIE BOARD MODEL: HARDIE PLANK SMOOTH VERTICAL PANELS (10' x 4' x 5/8") W/ TRIM BOARDS (1" x 3.5") COLOR: PRIMED AND PAINTED W/ 2-COATS FLAT ACRYLIC LATEX - EGGSHELL BY DUNN EDWARDS BATTEN SPACING AT 12" CENTER TO CENTER.
28	GREENSCREEN MANUFACTURER: GREENSCREEN COLOR: MATTE TEXTURE GREEN	5	STANDING SEAM METAL ROOF MANUFACTURER: METAL SALES MODEL: MAGNA-LOC 180 COLOR: SLATE GRAY (W38)
29	PATIO FURNITURE MANUFACTURER: EMU CONTRACT SEGO #288 - ARM CHAIR, 22 A/ IRON CAMBI #902 MESH TABLE - 38" SQ., 22 A/ IRON UMBRELLA - ALUMINUM SQUARE (118" x 118") COLOR: CANOPY BEIGE STEEL BASE (24" SQ.) SILVER	6	METAL WALL PANELS MANUFACTURER: METAL SALES MODEL: EM1 - 1653 WALL PANEL COLOR: SLATE GRAY (W38)
30	STRING LIGHTS MANUFACTURER: TIVOLI LIGHTING MODEL: LITESPHERE LED, 3000K USE 1/2" STEEL CABLE WIRE (BY OTHERS) COLOR: CLEAR	7	STONE VENEER MANUFACTURER: ELDERADO STONE MODEL: ROUGHOUT COLOR: VINEYARD TRAIL
31	WALL LIGHT - LOADING AREAS MANUFACTURER: KIM LIGHTING MODEL: WDS WALL DIRECTOR (SMALL) - DOWN COLOR: BLT - BLACK MATTE TEXTURE	8	SIDING MANUFACTURER: HARDIE BOARD MODEL: ARTISAN SQUARE CHANNEL COLOR: PRIMED TO PAINT
33	COMPOSITE SIDING MANUFACTURER: AZEK MODEL: OPEN JOINT CLADDING COLOR: WEATHERED TEAK	9	METAL CANOPY MANUFACTURER: BY GENERAL CONTRACTOR FINISH: PAINTED COLOR: DE 6385 BLACK BEAN - SEMI GLOSS BY DUNN EDWARDS
34	CMU BLOCK MANUFACTURER: ORCO BLOCK MODEL: SPLIT FACE BLOCK COLOR: NATURAL GRAY	10	METAL FRAME FACADE COLOR: DET 590 MOODY BLUES - SEMI GLOSS BY DUNN EDWARDS
35	CMU BLOCK MANUFACTURER: ORCO BLOCK MODEL: SPLIT FACE BLOCK COLOR: BLACK 100	11	METAL TRELLIS, POST & STEEL FRAMING MANUFACTURER: BY GENERAL CONTRACTOR FINISH: PAINTED COLOR: DE 6385 BLACK BEAN - SEMI GLOSS BY DUNN EDWARDS
36	WOOD BEAM HEADER WOOD VENEER BEAM FINISH: SEMI-TRANSPARENT STAIN COLOR COLOR: RUSTIC CEDAR	12	PRECAST CONCRETE BASE MANUFACTURER: EMPIRE PRECAST FINISH: SANDSTONE COLOR: NATURAL GRAY
37	ENTRY DRIVE PAVERS MANUFACTURER: ACKERSTONE MODEL: PALERMO COLOR: ANTIQUE PEWTER	13	WOOD EAVES / FASCIA MANUFACTURER: BY GENERAL CONTRACTOR
38	STANDING SEAM COVERED PATIO W/ METAL FRAME MODEL: TRELLIS SHADE - RETRACTABLE COLOR: WHITE	14	OLYMPIC COLOR: BUTTERNUT SOLID COLOR WATERPROOFING STAIN / SEALER
39	WALL LOUVERS MANUFACTURER: ARCHITECTURE WALL LOUVERS MODEL: 4" STANDARD BLADE COLOR: DE 6385 BLACK BEAN - SEMI GLOSS BY DUNN EDWARDS	15	METAL BRACKETS MANUFACTURER: BY GENERAL CONTRACTOR FINISH: PAINTED COLOR: DE 6385 BLACK BEAN - SEMI GLOSS BY DUNN EDWARDS
A	PAINT COLOR: IGL00 DEW379 BY: DUNN EDWARDS	16	WALL SCONCE MANUFACTURER: HESS MODEL: LED VILLAGE 375 WALL MOUNT COLOR: BLACK
B	PAINT COLOR: SILVERLINED DE6353 BY: DUNN EDWARDS	17	WALL SCONCE MANUFACTURER: INTRIGUE LIGHTING LED MODEL: LARGE METRO COLOR: BLACK
C	PAINT COLOR: DRIFTING DEC770 BY: DUNN EDWARDS	18	WALL SCONCE MANUFACTURER: INTRIGUE LIGHTING LED MODEL: EPIC COLOR: BLACK
D	PAINT COLOR: SMOKEY MOUNTAIN DE6388 BY: DUNN EDWARDS	19	WALL SCONCE (SERVICE DOORS) MANUFACTURER: BEGA MODEL: 33 224 LED COLOR: BLACK
E	PAINT COLOR: BANK VAULT DE6383 BY: DUNN EDWARDS	20	PEDESTRIAN POLE LIGHT MANUFACTURER: INTRIGUE LIGHTING LED MODEL: ELEGANT, SIDE ARM SHEPHERDS CROOK MOUNT POLE: PA3 SERIES 15' HIGH
F	PAINT COLOR: SILVER SETTING DE6359 BY: DUNN EDWARDS	21	SIGN LIGHTS MANUFACTURER: TMS LIGHTING MODEL: SIGN 18 LED COLOR: MATTE BLACK
G	PAINT COLOR: ALWAYS ALMOND BY: PPG 1099-1	22	TRELLIS LIGHTS MANUFACTURER: LIGHTWAY MODEL: PSW-S-LED COLOR: SATIN BLACK
H	PAINT COLOR: JERICHO JADE BY: PPG 1142-6		
J	PAINT COLOR: WEATHERED LEATHER DE6105 BY: DUNN EDWARDS		
K	PAINT COLOR: KILN DRIED DET692 BY: DUNN EDWARDS		
L	PAINT COLOR: HARTFORD GREEN BY: SHERWIN WILLIAMS		



PRELIMINARY SUBJECT TO CHANGE

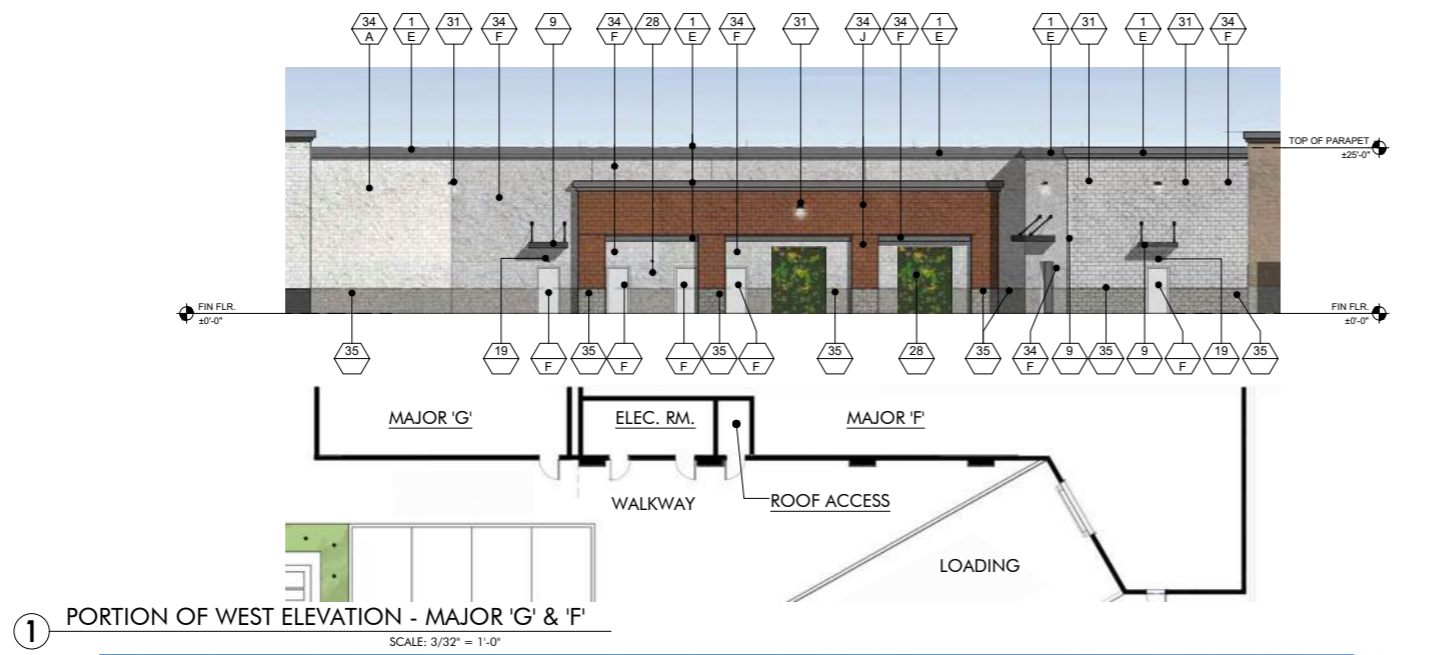
HIP So-Cal Properties LLC  
2244 N. Pacific Street  
Orange, CA 92865  
TEL. (714) 637-3333

 AZURE DEVELOPMENT CO.  
944 South Greenwood Avenue  
Montebello, CA 90640  
TEL. (310) 467-7408

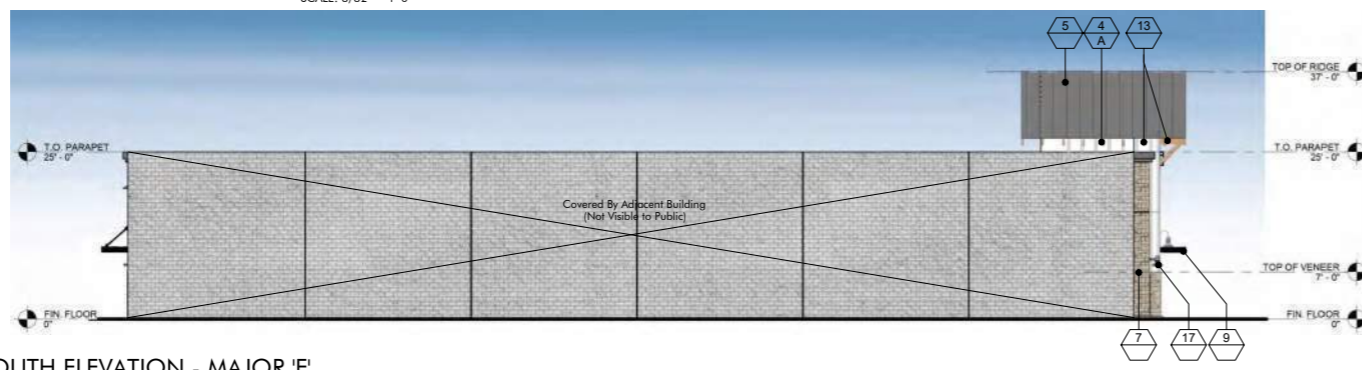
Harvest Landing Retail Center & Business Park  
SWC Perris Blvd. & Orange Ave., Perris CA 92571

EXTERIOR ELEVATIONS  
22161MMA | 02.10.2025  
**A208**


mmaarchitecture.com  
**mma**  
Architecture 



1 PORTION OF WEST ELEVATION - MAJOR 'G' & 'F'  
SCALE: 3/32" = 1'-0"



2 SOUTH ELEVATION - MAJOR 'F'  
SCALE: 3/32" = 1'-0"

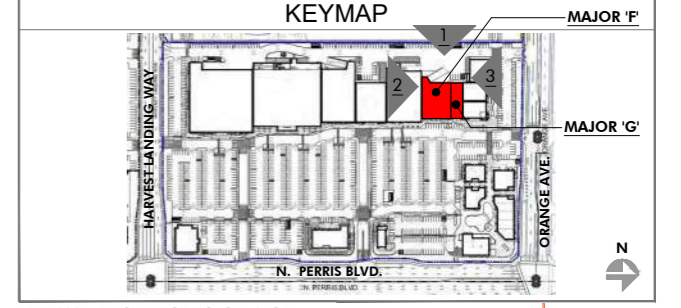


3 SOUTH ELEVATION - MAJOR 'G' & 'F'  
SCALE: 3/32" = 1'-0"




4 OVERALL WEST EXTERIOR ELEVATION  
SCALE: 1" = 30'-0"

FINISH LEGEND			
KEY	MATERIAL	KEY	MATERIAL
23	TRASH RECEPTACLES MANUFACTURER: VICTOR STANLEY MODEL: SDC-36 COLOR: BLACK	1	STUCCO - SMOOTH MANUFACTURER: HIGHLAND STUCCO FINISH: STEEL TROWEL - PAINTED DUNN EDWARDS
24	BIKE RACKS MANUFACTURER: VICTOR STANLEY MODEL: FREESIA BIKE RACK COLOR: BLACK	2	STOREFRONT MANUFACTURER: ARCADIA - COLOR: #88 DARK BRONZE AB-7 STOREFRONT GLASS VITRO ARCH. GLASS - 1" CLEAR FLOAT GLASS
25	METAL AWNING MANUFACTURER: METAL SALES MODEL: MAGNA-LOC 180 COLOR: MISTIQUE PLUS (W31)	2A	SPANDREL GLASS VITRO ARCH. GLASS AV933 WARM GRAY #2
26	CONCRETE PAVERS MANUFACTURER: ACKERSTONE MODEL: 4x16 - NO CHAMFER, RUNNING BOND COLOR: BELLASINA BLEND	3	BRICK VENEER MANUFACTURER: INTERSTATE BRICK MODEL: THIN MODULAR 2 1/8 COLOR: ARCTIC WHITE GROUT COLOR: #381 BRIGHT WHITE BY CUSTOMS BUILDING PRODUCT
27	CONCRETE PAVING MANUFACTURER: BY GENERAL CONTRACTOR FINISH: ACID WASH FINISH, SAW CUT LINES. COLOR: NATURAL GRAY	4	BATTEN BOARD SIDING MANUFACTURER: HARDIE BOARD MODEL: HARDIE PLANK SMOOTH VERTICAL PANELS (10' x 4' x 5/8") W/ TRIM BOARDS (1" x 3.5") COLOR: PRIMED AND PAINTED W/ 2-COATS FLAT ACRYLIC LATEX - EGGSHELL BY DUNN EDWARDS BATTEN SPACING AT 12" CENTER TO CENTER.
28	GREENSCREEN MANUFACTURER: GREENSCREEN COLOR: MATTE TEXTURE GREEN	5	STANDING SEAM METAL ROOF MANUFACTURER: METAL SALES MODEL: MAGNA-LOC 180 COLOR: SLATE GRAY (W38)
29	PATIO FURNITURE MANUFACTURER: EMU CONTRACT SEGO #288 - ARM CHAIR, 22 A/IRON CAMBI #802 MESH TABLE - 36" SQ., 22 A/ IRON UMBRELLA - ALUMINUM SQUARE (118" x 118") COLOR: CANOPY BEIGE STEEL BASE (24" SQ.) SILVER	6	METAL WALL PANELS MANUFACTURER: METAL SALES MODEL: EM1 - 1653 WALL PANEL COLOR: SLATE GRAY (W38)
30	STRING LIGHTS MANUFACTURER: TIVOLI LIGHTING MODEL: LITESPHERE LED, 3000K USE 3" STEEL CABLE WIRE (BY OTHERS) COLOR: CLEAR	7	STONE VENEER MANUFACTURER: ELDRADO STONE MODEL: ROUGHOUT COLOR: VINEYARD TRAIL
31	WALL LIGHT - LOADING AREAS MANUFACTURER: KIM LIGHTING MODEL: WDS WALL DIRECTOR (SMALL) - DOWN COLOR: BLT - BLACK MATTE TEXTURE	8	SIDING MANUFACTURER: HARDIE BOARD MODEL: ARTISAN SQUARE CHANNEL COLOR: PRIMED TO PAINT
33	COMPOSITE SIDING MANUFACTURER: AZEK MODEL: OPEN JOINT CLADDING COLOR: WEATHERED TEAK	9	METAL CANOPY MANUFACTURER: BY GENERAL CONTRACTOR FINISH: PAINTED COLOR: DE 6385 BLACK BEAN - SEMI GLOSS BY DUNN EDWARDS
34	CMU BLOCK MANUFACTURER: ORCO BLOCK MODEL: SPLIT FACE BLOCK COLOR: NATURAL GRAY	10	METAL FRAME FACADE COLOR: DET 590 MOODY BLUES - SEMI GLOSS BY DUNN EDWARDS
35	CMU BLOCK MANUFACTURER: ORCO BLOCK MODEL: SPLIT FACE BLOCK COLOR: BLACK 100	11	METAL TRELLIS, POST & STEEL FRAMING MANUFACTURER: BY GENERAL CONTRACTOR FINISH: PAINTED COLOR: DE 6385 BLACK BEAN - SEMI GLOSS BY DUNN EDWARDS
36	WOOD BEAM HEADER WOOD VENEER BEAM FINISH: SEMI-TRANSPARENT STAIN COLOR COLOR: RUSTIC CEDAR	12	PRECAST CONCRETE BASE MANUFACTURER: EMPIRE PRECAST FINISH: SANDSTONE COLOR: NATURAL GRAY
37	ENTRY DRIVE PAVERS MANUFACTURER: ACKERSTONE MODEL: PALERMO COLOR: ANTIQUE PEWTER	13	WOOD EAVES / FASCIA MANUFACTURER: BY GENERAL CONTRACTOR COLOR: BUTTERNUT SOLID COLOR WATERPROOFING STAIN / SEALER
38	MANUFACTURER: FX SHADE OR EQUAL MODEL: TRELLIS SHADE - RETRACTABLE COLOR: WHITE	14	WALL LOUVERS MANUFACTURER: ARCHITECTURE WALL LOUVERS MODEL: 4" STANDARD BLADE COLOR: DE 6385 BLACK BEAN - SEMI GLOSS BY DUN EDWARDS
39	STANDING SEAM COVERED PATIO W/ METAL FRAME MANUFACTURER: METAL SALES MODEL: MAGNA-LOC 180 COLOR: SLATE GRAY (W38)	15	METAL BRACKETS MANUFACTURER: BY GENERAL CONTRACTOR FINISH: PAINTED COLOR: DE 6385 BLACK BEAN - SEMI GLOSS BY DUNN EDWARDS
KEY PAINT COLORS		16	WALL SCONCE MANUFACTURER: HESS MODEL: LED VILLAGE 375 WALL MOUNT COLOR: BLACK
A	PAIN COLOR: IGLOO DEW379 BY: DUNN EDWARDS	17	WALL SCONCE MANUFACTURER: INTRIGUE LIGHTING LED MODEL: LARGE METRO COLOR: BLACK
B	PAIN COLOR: SILVERLINED DE6353 BY: DUNN EDWARDS	18	WALL SCONCE MANUFACTURER: INTRIGUE LIGHTING LED MODEL: EPIC COLOR: BLACK
C	PAIN COLOR: DRIFTING DEC770 BY: DUNN EDWARDS	19	WALL SCONCE (SERVICE DOORS) MANUFACTURER: BEGA MODEL: 33 224 LED COLOR: BLACK
D	PAIN COLOR: SMOKEY MOUNTAIN DE6388 BY: DUNN EDWARDS	20	PEDESTRIAN POLE LIGHT MANUFACTURER: INTRIGUE LIGHTING LED MODEL: ELEGANT, SIDE ARM SHEPHERDS CROOK MOUNT POLE: PA3 SERIES 15' HIGH
E	PAIN COLOR: BANK VAULT DE6383 BY: DUNN EDWARDS	21	SIGN LIGHTS MANUFACTURER: TMS LIGHTING MODEL: SIGN 18 LED COLOR: MATTE BLACK
F	PAIN COLOR: SILVER SETTING DE6359 BY: DUNN EDWARDS	22	TRELLIS LIGHTS MANUFACTURER: LIGHTWAY MODEL: PSW-S-LED COLOR: SATIN BLACK
G	PAIN COLOR: ALWAYS ALMOND BY: PPG 1099-1		
H	PAIN COLOR: JERICO JADE BY: PPG 1142-6		
J	PAIN COLOR: WEATHERED LEATHER DE6105 BY: DUNN EDWARDS		
K	PAIN COLOR: KILN DRIED DET692 BY: DUNN EDWARDS		
L	PAIN COLOR: HARTFORD GREEN BY: SHERWIN WILLIAMS		



PRELIMINARY SUBJECT TO CHANGE

HIP So-Cal Properties LLC  
2244 N. Pacific Street  
Orange, CA 92865  
TEL. (714) 637-3333

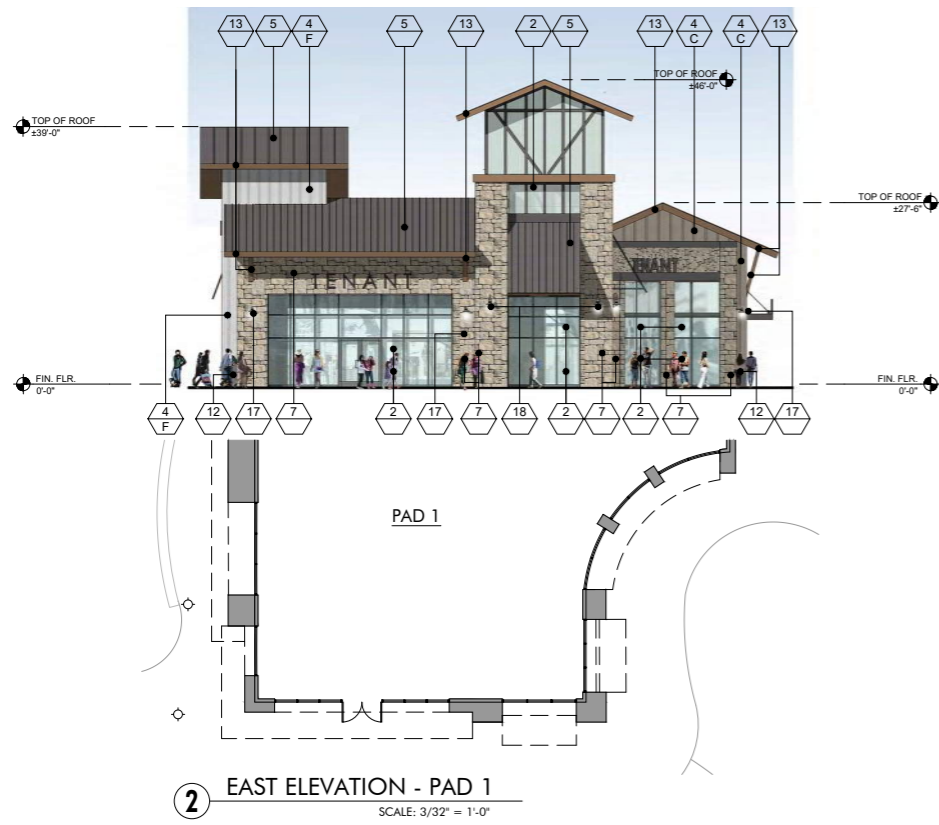
 AZURE DEVELOPMENT CO.  
944 South Greenwood Avenue  
Montebello, CA 90640  
TEL. (310) 467-7408

Harvest Landing Retail Center & Business Park  
SWC Perris Blvd. & Orange Ave., Perris CA 92571

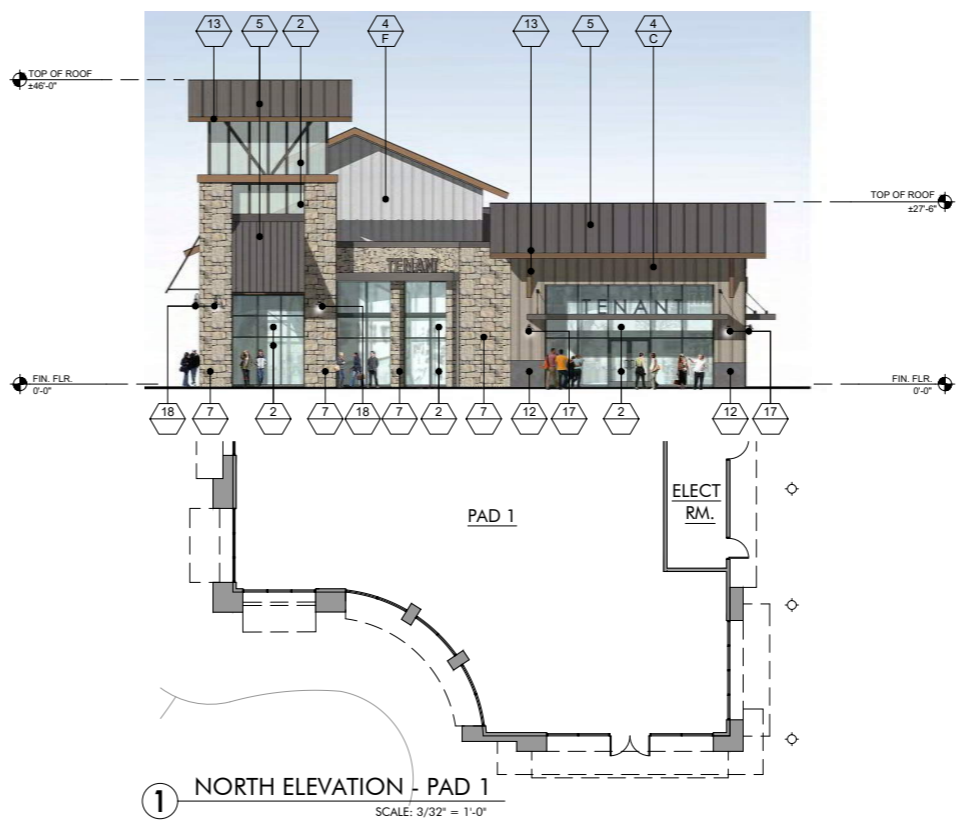
EXTERIOR ELEVATIONS  
22161MMA | 02.10.2025

**A209**

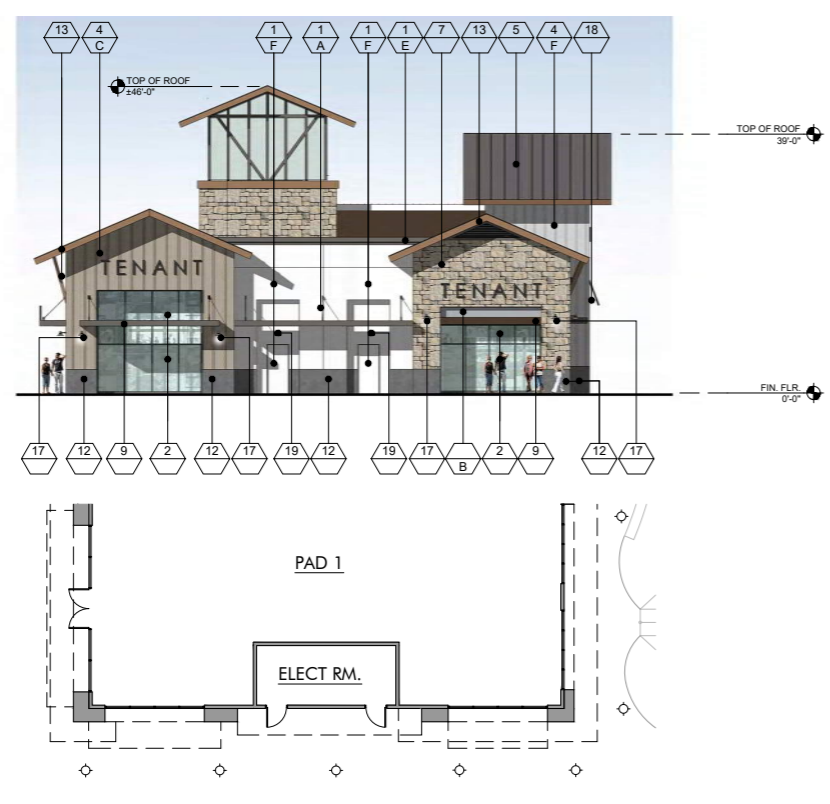
mmaarchitecture.com  
 



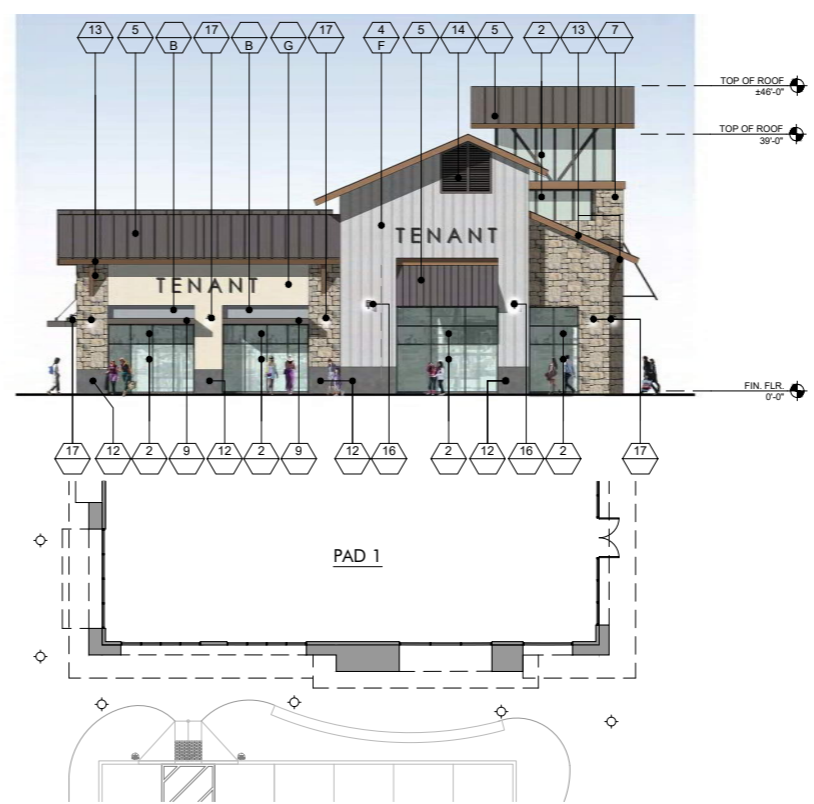
**2 EAST ELEVATION - PAD 1**  
SCALE: 3/32" = 1'-0"



**1 NORTH ELEVATION - PAD 1**  
SCALE: 3/32" = 1'-0"

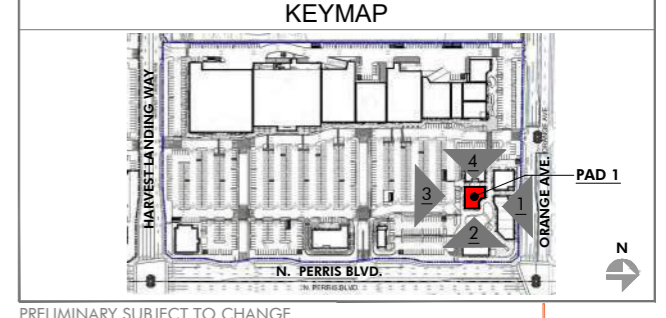


**4 WEST ELEVATION - PAD 1**  
SCALE: 3/32" = 1'-0"




**3 SOUTH ELEVATION - PAD 1**  
SCALE: 3/32" = 1'-0"

FINISH LEGEND			
KEY	MATERIAL	KEY	MATERIAL
23	TRASH RECEPTACLES MANUFACTURER: VICTOR STANLEY MODEL: SDC-36 COLOR: BLACK	1	STUCCO - SMOOTH MANUFACTURER: HIGHLAND STUCCO FINISH: STEEL TROWEL - PAINTED DUNN EDWARDS
24	BIKE RACKS MANUFACTURER: VICTOR STANLEY MODEL: FREESIA BIKE RACK COLOR: BLACK	2	STOREFRONT MANUFACTURER: ARCADIA - COLOR: #88 DARK BRONZE AB-7 STOREFRONT GLASS VITRO ARCH. GLASS - 1" CLEAR FLOAT GLASS
25	METAL AWNING MANUFACTURER: METAL SALES MODEL: MAGNA-LOC 180 COLOR: MISTIQUE PLUS (W31)	2A	SPANDREL GLASS VITRO ARCH. GLASS AV933 WARM GRAY #2
26	CONCRETE PAVERS MANUFACTURER: ACKERSTONE MODEL: 4x16 - NO CHAMFER, RUNNING BOND COLOR: BELLASINA BLEND	3	BRICK VENEER MANUFACTURER: INTERSTATE BRICK MODEL: THIN MODULAR 2 1/8 COLOR: ARCTIC WHITE GROUT COLOR: #381 BRIGHT WHITE BY CUSTOMS BUILDING PRODUCT
27	CONCRETE PAVING MANUFACTURER: BY GENERAL CONTRACTOR FINISH: ACID WASH FINISH, SAW CUT LINES. COLOR: NATURAL GRAY	4	BATTEN BOARD SIDING MANUFACTURER: HARDIE BOARD MODEL: HARDIE PLANK SMOOTH VERTICAL PANELS (10' x 4' x 5/8") W/ TRIM BOARDS (1" x 3.5") COLOR: PRIMED AND PAINTED W/ 2-COATS FLAT ACRYLIC LATEX - EGGSHELL BY DUNN EDWARDS BATTEN SPACING AT 12" CENTER TO CENTER.
28	GREENSCREEN MANUFACTURER: GREENSCREEN COLOR: MATTE TEXTURE GREEN	5	STANDING SEAM METAL ROOF MANUFACTURER: METAL SALES MODEL: MAGNA-LOC 180 COLOR: SLATE GRAY (W38)
29	PATIO FURNITURE MANUFACTURER: EMU CONTRACT SEGO #288 - ARM CHAIR, 22 A/ IRON CAMBI #902 MESH TABLE - 30" SQ., 22 A/ IRON UMBRELLA - ALUMINUM SQUARE (118" x 118") COLOR: CANOPY BEIGE STEEL BASE (24" SQ.) SILVER	6	METAL WALL PANELS MANUFACTURER: METAL SALES MODEL: EM1 - 1653 WALL PANEL COLOR: SLATE GRAY (W38)
30	STRING LIGHTS MANUFACTURER: TIVOLI LIGHTING MODEL: LITESPHERE LED, 3000K USE 3/8" STEEL CABLE WIRE (BY OTHERS) COLOR: CLEAR	7	STONE VENEER MANUFACTURER: ELBORADO STONE MODEL: ROUGHOUT COLOR: VINEYARD TRAIL
31	WALL LIGHT - LOADING AREAS MANUFACTURER: KIM LIGHTING MODEL: W35 WALL DIRECTOR (SMALL) - DOWN COLOR: BLT - BLACK MATTE TEXTURE	8	SIDING MANUFACTURER: HARDIE BOARD MODEL: ARTISAN SQUARE CHANNEL COLOR: PRIMED TO PAINT
33	COMPOSITE SIDING MANUFACTURER: AZEK MODEL: OPEN JOINT CLADDING COLOR: WEATHERED TEAK	9	METAL CANOPY MANUFACTURER: BY GENERAL CONTRACTOR FINISH: PAINTED COLOR: DE 6385 BLACK BEAN - SEMI GLOSS BY DUNN EDWARDS
34	CMU BLOCK MANUFACTURER: ORCO BLOCK MODEL: SPLIT FACE BLOCK COLOR: NATURAL GRAY	10	METAL FRAME FACADE MANUFACTURER: BY GENERAL CONTRACTOR FINISH: PAINTED COLOR: DE 6385 MOODY BLUES - SEMI GLOSS BY DUNN EDWARDS
35	CMU BLOCK MANUFACTURER: ORCO BLOCK MODEL: SPLIT FACE BLOCK COLOR: BLACK 100	11	METAL TRELLIS, POST & STEEL FRAMING MANUFACTURER: BY GENERAL CONTRACTOR FINISH: PAINTED COLOR: DE 6385 BLACK BEAN - SEMI GLOSS BY DUNN EDWARDS
36	WOOD BEAM HEADER WOOD VENEER BEAM FINISH: SEMI-TRANSPARENT STAIN COLOR COLOR: RUSTIC CEDAR	12	PRECAST CONCRETE BASE MANUFACTURER: EMPIRE PRECAST FINISH: SANDSTONE COLOR: NATURAL GRAY
37	ENTRY DRIVE PAVERS MANUFACTURER: ACKERSTONE MODEL: PALERMO COLOR: ANTIQUE PEWTER	13	WOOD EAVES / FASCIA MANUFACTURER: BY GENERAL CONTRACTOR COLOR: BUTTERNUT SOLID COLOR WATERPROOFING STAIN / SEALER
38	MANUFACTURER: FX SHADE OR EQUAL MODEL: TRELLIS SHADE - RETRACTABLE COLOR: WHITE	14	WALL LOUVERS MANUFACTURER: ARCHITECTURE WALL LOUVERS MODEL: 4" STANDARD BLADE COLOR: DE 6385 BLACK BEAN - SEMI GLOSS BY DUNN EDWARDS
39	STANDING SEAM COVERED PATIO W/ METAL FRAME MANUFACTURER: METAL SALES MODEL: MAGNA-LOC 180 COLOR: SLATE GRAY (W38)	15	METAL BRACKETS MANUFACTURER: BY GENERAL CONTRACTOR FINISH: PAINTED COLOR: DE 6385 BLACK BEAN - SEMI GLOSS BY DUNN EDWARDS
KEY PAINT COLORS		16	WALL SCIENCE MANUFACTURER: HESS MODEL: LED VILLAGE 375 WALL MOUNT COLOR: BLACK
A	PAINT COLOR: IGLOO DEW379 BY: DUNN EDWARDS	17	WALL SCIENCE MANUFACTURER: INTRIGUE LIGHTING LED MODEL: LARGE METRO COLOR: BLACK
B	PAINT COLOR: SILVERLINED DE6353 BY: DUNN EDWARDS	18	WALL SCIENCE MANUFACTURER: INTRIGUE LIGHTING LED MODEL: EPIC COLOR: BLACK
C	PAINT COLOR: DRIFTING DEC770 BY: DUNN EDWARDS	19	WALL SCIENCE (SERVICE DOORS) MANUFACTURER: BEGA MODEL: 33 224 LED COLOR: BLACK
D	PAINT COLOR: SMOKEY MOUNTAIN DE6388 BY: DUNN EDWARDS	20	PEDESTRIAN POLE LIGHT MANUFACTURER: INTRIGUE LIGHTING LED MODEL: ELEGANT, SIDE ARM SHEPHERD'S CROOK MOUNT POLE: PA3 SERIES 15' HIGH
E	PAINT COLOR: BANK VAULT DE6383 BY: DUNN EDWARDS	21	SIGN LIGHTS MANUFACTURER: TMS LIGHTING MODEL: SIGN 18 LED COLOR: MATTE BLACK
F	PAINT COLOR: SILVER SETTING DE6359 BY: DUNN EDWARDS	22	TRELLIS LIGHTS MANUFACTURER: LIGHTWAY MODEL: PSW-S-LED COLOR: SATIN BLACK
G	PAINT COLOR: ALWAYS ALMOND BY: PPG 1099-1		
H	PAINT COLOR: JERICO JADE BY: PPG 1142-6		
J	PAINT COLOR: WEATHERED LEATHER DE6105 BY: DUNN EDWARDS		
K	PAINT COLOR: KILN DRIED DET692 BY: DUNN EDWARDS		
L	PAINT COLOR: HARTFORD GREEN BY: SHERWIN WILLIAMS		



PRELIMINARY SUBJECT TO CHANGE

HIP So-Cal Properties LLC  
2244 N. Pacific Street  
Orange, CA 92865  
TEL. (714) 637-3333

 **AZURE DEVELOPMENT CO.**  
944 South Greenwood Avenue  
Montebello, CA 90640  
TEL. (310) 467-7408



**Harvest Landing Retail Center & Business Park**  
SWC Perris Blvd. & Orange Ave., Perris CA 92571

EXTERIOR ELEVATIONS  
22161MMA | 02.20.2025

**A210**





**2 EAST ELEVATION - PAD 2**  
SCALE: 3/32" = 1'-0"



**1 NORTH ELEVATION - PAD 2**  
SCALE: 3/32" = 1'-0"



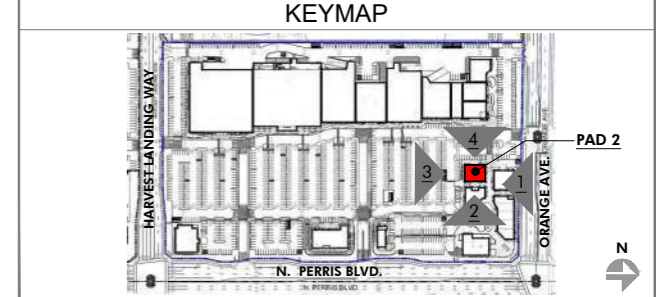
**4 WEST ELEVATION - PAD 2**  
SCALE: 3/32" = 1'-0"



**3 SOUTH ELEVATION - PAD 2**  
SCALE: 3/32" = 1'-0"

FINISH LEGEND			
KEY	MATERIAL	KEY	MATERIAL
23	TRASH RECEPTACLES MANUFACTURER: VICTOR STANLEY MODEL: SDC-36 COLOR: BLACK	1	STUCCO - SMOOTH MANUFACTURER: HIGHLAND STUCCO FINISH: STEEL TROWEL - PAINTED DUNN EDWARDS
24	BIKE RACKS MANUFACTURER: VICTOR STANLEY MODEL: FREESIA BIKE RACK COLOR: BLACK	2	STOREFRONT MANUFACTURER: ARCADIA - COLOR: #85 DARK BRONZE AB-7 STOREFRONT GLASS VITRO ARCH. GLASS - 1" CLEAR FLOAT GLASS
25	METAL AWNING MANUFACTURER: METAL SALES MODEL: MAGNA-LOC 180 COLOR: MISTIQUE PLUS (W31)	2A	SPANDREL GLASS VITRO ARCH. GLASS AV933 WARN GRAY #2
26	CONCRETE PAVERS MANUFACTURER: ACKERSTONE MODEL: 4x16 - NO CHAMFER, RUNNING BOND COLOR: BELLASINA BLEND	3	BRICK VENEER MANUFACTURER: INTERSTATE BRICK MODEL: THIN MODULAR 2 1/4 COLOR: ARCTIC WHITE GROUT COLOR: #381 BRIGHT WHITE BY CUSTOMS BUILDING PRODUCT
27	CONCRETE PAVING MANUFACTURER: BY GENERAL CONTRACTOR FINISH: ACID WASH FINISH, SAW CUT LINES. COLOR: NATURAL GRAY	4	BATTEN BOARD SIDING MANUFACTURER: HARDIE BOARD MODEL: HARDIE PLANK SMOOTH VERTICAL PANELS (10' x 4' x 5/8") W/ TRIM BOARDS (1" x 3.5") COLOR: PRIMED AND PAINTED W/ 2-COATS FLAT ACRYLIC LATEX - EGGSHELL BY DUNN EDWARDS BATTEN SPACING AT 12" CENTER TO CENTER.
28	GREENSCREEN MANUFACTURER: GREENSCREEN COLOR: MATTE TEXTURE GREEN	5	STANDING SEAM METAL ROOF MANUFACTURER: METAL SALES MODEL: MAGNA-LOC 180 COLOR: SLATE GRAY (W38)
29	PATIO FURNITURE MANUFACTURER: EMU CONTRACT SEGO #288 - ARM CHAIR, 22 A/ IRON CAMBI #902 - TABLE - 30" SQ., 22 A/ IRON UMBRELLA - ALUMINUM SQUARE (118" x 118") COLOR: CANOPY BEIGE STEEL BASE (24" SQ.) SILVER	6	METAL WALL PANELS MANUFACTURER: METAL SALES MODEL: EM1 - 1653 WALL PANEL COLOR: SLATE GRAY (W38)
30	STRING LIGHTS MANUFACTURER: TIVOLI LIGHTING MODEL: LITESPHERE LED, 3000K USE 1/2" STEEL CABLE WIRE (BY OTHERS) COLOR: CLEAR	7	STONE VENEER MANUFACTURER: ELDERADO STONE MODEL: ROUGHOUT COLOR: VINEYARD TRAIL
31	WALL LIGHT - LOADING AREAS MANUFACTURER: KIM LIGHTING MODEL: WDS WALL DIRECTOR (SMALL) - DOWN COLOR: BLT - BLACK MATTE TEXTURE	8	SIDING MANUFACTURER: HARDIE BOARD MODEL: ARTISAN SQUARE CHANNEL COLOR: PRIMED TO PAINT
33	COMPOSITE SIDING MANUFACTURER: AZEK MODEL: OPEN JOINT CLADDING COLOR: WEATHERED TEAK	9	METAL CANOPY MANUFACTURER: BY GENERAL CONTRACTOR FINISH: PAINTED COLOR: DE 6385 BLACK BEAN - SEMI GLOSS BY DUNN EDWARDS
34	CMU BLOCK MANUFACTURER: ORCO BLOCK MODEL: SPLIT FACE BLOCK COLOR: NATURAL GRAY	10	METAL FRAME FACADE COLOR: DET 590 MOODY BLUES - SEMI GLOSS BY DUNN EDWARDS
35	CMU BLOCK MANUFACTURER: ORCO BLOCK MODEL: SPLIT FACE BLOCK COLOR: BLACK 100	11	METAL TRELLIS, POST & STEEL FRAMING MANUFACTURER: BY GENERAL CONTRACTOR FINISH: PAINTED COLOR: DE 6385 BLACK BEAN - SEMI GLOSS BY DUNN EDWARDS
36	WOOD BEAM HEADER WOOD VENEER BEAM FINISH: SEMI-TRANSPARENT STAIN COLOR COLOR: RUSTIC CEDAR	12	PRECAST CONCRETE BASE MANUFACTURER: EMPIRE PRECAST FINISH: SANDSTONE COLOR: NATURAL GRAY
37	ENTRY DRIVE PAVERS MANUFACTURER: ACKERSTONE MODEL: PALERMO COLOR: ANTIQUE PEWTER	13	WOOD EAVES / FASCIA MANUFACTURER: BY GENERAL CONTRACTOR
38	MODEL: TRELLIS SHADE OR EQUAL MODEL: TRELLIS SHADE - RETRACTABLE COLOR: WHITE	14	OLYMPIC COLOR: BUTTERNUT SOLID COLOR WATERPROOFING STAIN / SEALER
39	STANDING SEAM COVERED PATIO W/ METAL FRAME MANUFACTURER: METAL SALES MODEL: MAGNA-LOC 180 COLOR: SLATE GRAY (W38)	15	METAL BRACKETS MANUFACTURER: BY GENERAL CONTRACTOR FINISH: PAINTED COLOR: DE 6385 BLACK BEAN - SEMI GLOSS BY DUNN EDWARDS
		16	WALL SCONCE MANUFACTURER: HESS MODEL: LED VILLAGE 375 WALL MOUNT COLOR: BLACK
		17	WALL SCONCE MANUFACTURER: INTRIGUE LIGHTING LED MODEL: LARGE METRO COLOR: BLACK
		18	WALL SCONCE MANUFACTURER: INTRIGUE LIGHTING LED MODEL: EPIC COLOR: BLACK
		19	WALL SCONCE (SERVICE DOORS) MANUFACTURER: BEGA MODEL: 33 224 LED COLOR: BLACK
		20	PEDESTRIAN POLE LIGHT MANUFACTURER: INTRIGUE LIGHTING LED MODEL: ELEGANT, SIDE ARM SHEPHERDS CROOK MOUNT POLE: PA3 SERIES 15' HIGH
		21	SIGN LIGHTS MANUFACTURER: TMS LIGHTING MODEL: SIGN 18 LED COLOR: MATTE BLACK
		22	TRELLIS LIGHTS MANUFACTURER: LIGHTWAY MODEL: PSW-5-LED COLOR: SATIN BLACK

PAINT COLORS	
A	PAIN COLOR: IGLOO DEW379 BY: DUNN EDWARDS
B	PAIN COLOR: SILVERLINED DE6353 BY: DUNN EDWARDS
C	PAIN COLOR: DRIFTING DEC770 BY: DUNN EDWARDS
D	PAIN COLOR: SMOKEY MOUNTAIN DE6388 BY: DUNN EDWARDS
E	PAIN COLOR: BANK VAULT DE6383 BY: DUNN EDWARDS
F	PAIN COLOR: SILVER SETTING DE6359 BY: DUNN EDWARDS
G	PAIN COLOR: ALWAYS ALMOND BY: PPG 1099-1
H	PAIN COLOR: JERICHO JADE BY: PPG 1142-6
J	PAIN COLOR: WEATHERED LEATHER DE6105 BY: DUNN EDWARDS
K	PAIN COLOR: KILN DRIED DET692 BY: DUNN EDWARDS
L	PAIN COLOR: HARTFORD GREEN BY: SHERWIN WILLIAMS



PRELIMINARY SUBJECT TO CHANGE

HIP So-Cal Properties LLC  
2244 N. Pacific Street  
Orange, CA 92865  
TEL. (714) 637-3333

**AZURE DEVELOPMENT CO.**  
944 South Greenwood Avenue  
Montebello, CA 90640  
TEL. (310) 467-7408

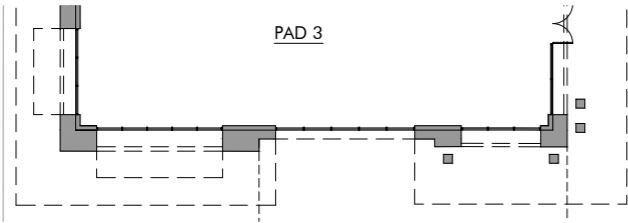


**Harvest Landing Retail Center & Business Park**  
SWC Perris Blvd. & Orange Ave., Perris CA 92571

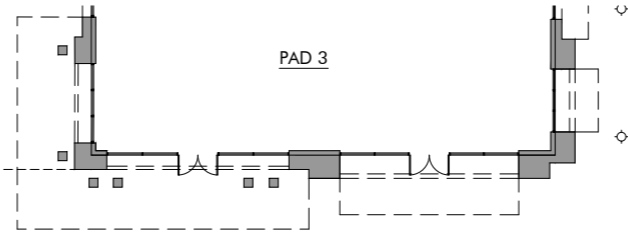
EXTERIOR ELEVATIONS  
22161MMA | 02.10.2025

**A211**

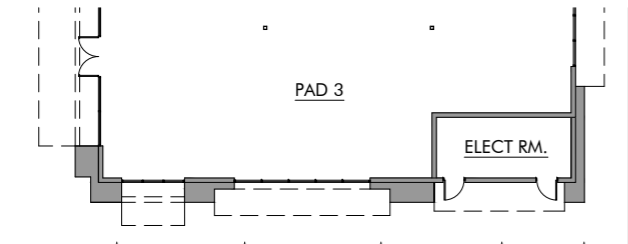





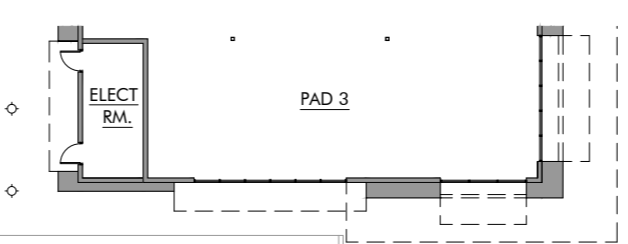
2 WEST ELEVATION - PAD 3  
SCALE: 3/32" = 1'-0"



1 SOUTH ELEVATION - PAD 3  
SCALE: 3/32" = 1'-0"

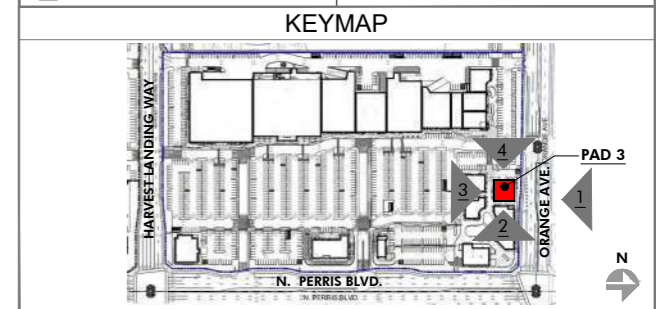


4 WEST ELEVATION - PAD 3  
SCALE: 3/32" = 1'-0"



3 NORTH ELEVATION - PAD 3  
SCALE: 3/32" = 1'-0"

FINISH LEGEND			
KEY	MATERIAL	KEY	MATERIAL
23	TRASH RECEPTACLES MANUFACTURER: VICTOR STANLEY MODEL: SDC-36 COLOR: BLACK	1	STUCCO - SMOOTH MANUFACTURER: HIGHLAND STUCCO FINISH: STEEL TROWEL - PAINTED DUNN EDWARDS
24	BIKE RACKS MANUFACTURER: VICTOR STANLEY MODEL: FREESIA BIKE RACK COLOR: BLACK	2	STOREFRONT MANUFACTURER: ARCADIA - COLOR: #85 DARK BRONZE AB-7 STOREFRONT GLASS VITRO ARCH. GLASS - 1" CLEAR FLOAT GLASS
25	METAL AWNING MANUFACTURER: METAL SALES MODEL: MAGNA-LOC 180 COLOR: MISTIQUE PLUS (W31)	2A	SPANDREL GLASS VITRO ARCH. GLASS AV933 WARN GRAY #2
26	CONCRETE PAVERS MANUFACTURER: ACKERSTONE MODEL: 4x16 - NO CHAMFER, RUNNING BOND COLOR: BELLASINA BLEND	3	BRICK VENEER MANUFACTURER: INTERSTATE BRICK MODEL: THIN MODULAR 2 1/4 COLOR: ARCTIC WHITE GROUT COLOR: #381 BRIGHT WHITE BY CUSTOMS BUILDING PRODUCT
27	CONCRETE PAVING MANUFACTURER: BY GENERAL CONTRACTOR FINISH: ACID WASH FINISH, SAW CUT LINES. COLOR: NATURAL GRAY	4	BATTEN BOARD SIDING MANUFACTURER: HARDIE BOARD MODEL: HARDIE PLANK SMOOTH VERTICAL PANELS (10' x 4' x 5/8") W/ TRIM BOARDS (1" x 3.5") COLOR: PRIMED AND PAINTED W/ 2-COATS FLAT ACRYLIC LATEX - EGGSHELL BY DUNN EDWARDS BATTEN SPACING AT 12" CENTER TO CENTER.
28	GREENSCREEN MANUFACTURER: GREENSCREEN COLOR: MATTE TEXTURE GREEN	5	STANDING SEAM METAL ROOF MANUFACTURER: METAL SALES MODEL: MAGNA-LOC 180 COLOR: SLATE GRAY (W38)
29	PATIO FURNITURE MANUFACTURER: EMU CONTRACT SEGNO #288 - ARM CHAIR, 22 A/ IRON CAMBI #R02 MESH TABLE - 30" SQ., 22 A/ IRON UMBRELLA - ALUMINUM SQUARE (118" x 118") COLOR: CANOPY BEIGE STEEL BASE (24" SQ.) SILVER	6	METAL WALL PANELS MANUFACTURER: METAL SALES MODEL: EM1 - 1653 WALL PANEL COLOR: SLATE GRAY (W38)
30	STRING LIGHTS MANUFACTURER: TIVOLI LIGHTING MODEL: LITESPHERE LED, 3000K USE 1/2" STEEL CABLE WIRE (BY OTHERS) COLOR: CLEAR	7	STONE VENEER MANUFACTURER: ELDERADO STONE MODEL: ROUGHOUT COLOR: VINEYARD TRAIL
31	WALL LIGHT - LOADING AREAS MANUFACTURER: KIM LIGHTING MODEL: W05 WALL DIRECTOR (SMALL) - DOWN COLOR: BLT - BLACK MATTE TEXTURE	8	SIDING MANUFACTURER: HARDIE BOARD MODEL: ARTISAN SQUARE CHANNEL COLOR: PRIMED TO PAINT
33	COMPOSITE SIDING MANUFACTURER: AZEK MODEL: OPEN JOINT CLADDING COLOR: WEATHERED TEAK	9	METAL CANOPY MANUFACTURER: BY GENERAL CONTRACTOR FINISH: PAINTED COLOR: DE 6385 BLACK BEAN - SEMI GLOSS BY DUNN EDWARDS
34	CMU BLOCK MANUFACTURER: ORCO BLOCK MODEL: SPLIT FACE BLOCK COLOR: NATURAL GRAY	10	METAL FRAME FACADE COLOR: DET 590 MOODY BLUES - SEMI GLOSS BY DUNN EDWARDS
35	CMU BLOCK MANUFACTURER: ORCO BLOCK MODEL: SPLIT FACE BLOCK COLOR: BLACK 100	11	METAL TRELLIS, POST & STEEL FRAMING MANUFACTURER: BY GENERAL CONTRACTOR FINISH: PAINTED COLOR: DE 6385 BLACK BEAN - SEMI GLOSS BY DUNN EDWARDS
36	WOOD BEAM HEADER WOOD VENEER BEAM FINISH: SEMI-TRANSPARENT STAIN COLOR COLOR: RUSTIC CEDAR	12	PRECAST CONCRETE BASE MANUFACTURER: EMPIRE PRECAST FINISH: SANDSTONE COLOR: NATURAL GRAY
37	ENTRY DRIVE PAVERS MANUFACTURER: ACKERSTONE MODEL: PALERMO COLOR: ANTIQUE PEWTER	13	WOOD EAVES / FASCIA MANUFACTURER: BY GENERAL CONTRACTOR
38	MANUFACTURER: FX SHADE OR EQUAL MODEL: TRELLIS SHADE - RETRACTABLE COLOR: WHITE	14	OLYMPIC COLOR: BUTTERNUT SOLID COLOR WATERPROOFING STAIN / SEALER
39	STANDING SEAM COVERED PATIO W/ METAL FRAME MANUFACTURER: METAL SALES MODEL: MAGNA-LOC 180 COLOR: SLATE GRAY (W38)		
PAINT COLORS			
-	PAINT COLOR: IGL00 DEW379 BY: DUNN EDWARDS	-	PAINT COLOR: SILVERLINED DE6353 BY: DUNN EDWARDS
A	PAINT COLOR: DRIFTING DEC770 BY: DUNN EDWARDS	-	PAINT COLOR: SMOKEY MOUNTAIN DE6388 BY: DUNN EDWARDS
B	PAINT COLOR: BANK VAULT DE6383 BY: DUNN EDWARDS	-	PAINT COLOR: SILVER SETTING DE6359 BY: DUNN EDWARDS
C	PAINT COLOR: ALWAYS ALMOND BY: PPG 1099-1	-	PAINT COLOR: JERICHO JADE BY: PPG 1142-6
D	PAINT COLOR: WEATHERED LEATHER DE6105 BY: DUNN EDWARDS	-	PAINT COLOR: KILN DRIED DET692 BY: DUNN EDWARDS
E	PAINT COLOR: HARTFORD GREEN BY: SHERWIN WILLIAMS	-	
F		-	
G		-	
H		-	
I		-	
J		-	
K		-	
L		-	



PRELIMINARY SUBJECT TO CHANGE

HIP So-Cal Properties LLC  
2244 N. Pacific Street  
Orange, CA 92865  
TEL. (714) 637-3333



AZURE DEVELOPMENT CO.  
944 South Greenwood Avenue  
Montebello, CA 90640  
TEL. (310) 467-7408



Harvest Landing Retail Center & Business Park  
SWC Perris Blvd. & Orange Ave., Perris CA 92571

EXTERIOR ELEVATIONS

22161MMA

02.10.2025

A212

mmaarchitecture.com

mma  
Architecture



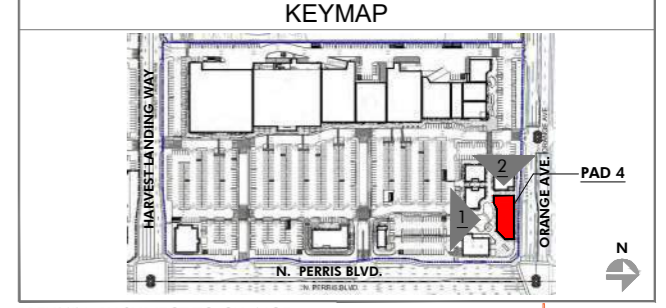


1 SOUTH ELEVATION - PAD 4  
SCALE: 3/32" = 1'-0"




2 WEST ELEVATION - PAD 4  
SCALE: 3/32" = 1'-0"

FINISH LEGEND			
KEY	MATERIAL	KEY	MATERIAL
23	TRASH RECEPTACLES MANUFACTURER: VICTOR STANLEY MODEL: SDC-36 COLOR: BLACK	1	STUCCO - SMOOTH MANUFACTURER: HIGHLAND STUCCO FINISH: STEEL TROWEL - PAINTED DUNN EDWARDS
24	BIKE RACKS MANUFACTURER: VICTOR STANLEY MODEL: FREESIA BIKE RACK COLOR: BLACK	2	STOREFRONT MANUFACTURER: ARCADIA - COLOR: #88 DARK BRONZE AB-7 STOREFRONT GLASS VITRO ARCH. GLASS - 1" CLEAR FLOAT GLASS
25	METAL AWNING MANUFACTURER: METAL SALES MODEL: MAGNA-LOC 180 COLOR: MISTIQUE PLUS (W31)	2A	SPANDREL GLASS VITRO ARCH. GLASS AV933 WARM GRAY #2
26	CONCRETE PAVERS MANUFACTURER: ACKERSTONE MODEL: 4x16 - NO CHAMFER, RUNNING BOND COLOR: BELLASINA BLEND	3	BRICK VENEER MANUFACTURER: INTERSTATE BRICK MODEL: THIN MODULAR 2 1/8 COLOR: ARCTIC WHITE GROUT COLOR: #381 BRIGHT WHITE BY CUSTOMS BUILDING PRODUCT
27	CONCRETE PAVING MANUFACTURER: BY GENERAL CONTRACTOR FINISH: ACID WASH FINISH, SAW CUT LINES. COLOR: NATURAL GRAY	4	BATTEN BOARD SIDING MANUFACTURER: HARDIE BOARD MODEL: HARDIE PLANK SMOOTH VERTICAL PANELS (10' x 4' x 5/8") W/ TRIM BOARDS (1" x 3.5") COLOR: PRIMED AND PAINTED W/ 2-COATS FLAT ACRYLIC LATEX - EGGSHELL BY DUNN EDWARDS BATTEN SPACING AT 12" CENTER TO CENTER.
28	GREENSCREEN MANUFACTURER: GREENSCREEN COLOR: MATTE TEXTURE GREEN	5	STANDING SEAM METAL ROOF MANUFACTURER: METAL SALES MODEL: MAGNA-LOC 180 COLOR: SLATE GRAY (W38)
29	PATIO FURNITURE MANUFACTURER: EMU CONTRACT SEGO #288 - ARM CHAIR, 22 A/ IRON CAMBI #802 - TABLE - 30" SQ., 22 A/ IRON UMBRELLA - ALUMINUM SQUARE (118" x 118") COLOR: CANOPY BEIGE STEEL BASE (24" SQ.) SILVER	6	METAL WALL PANELS MANUFACTURER: METAL SALES MODEL: EM1 - 1653 WALL PANEL COLOR: SLATE GRAY (W38)
30	STRING LIGHTS MANUFACTURER: TIVOLI LIGHTING MODEL: LITESPHERE LED, 3000K USE 3/8" STEEL CABLE WIRE (BY OTHERS) COLOR: CLEAR	7	STONE VENEER MANUFACTURER: ELDRADO STONE MODEL: ROUGHOUT COLOR: VINEYARD TRAIL
31	WALL LIGHT - LOADING AREAS MANUFACTURER: KM LIGHTING MODEL: W35 WALL DIRECTOR (SMALL) - DOWN COLOR: BLT - BLACK MATTE TEXTURE	8	SIDING MANUFACTURER: HARDIE BOARD MODEL: ARTISAN SQUARE CHANNEL COLOR: PRIMED TO PAINT
33	COMPOSITE SIDING MANUFACTURER: AZEK MODEL: OPEN JOINT CLADDING COLOR: WEATHERED TEAK	9	METAL CANOPY MANUFACTURER: BY GENERAL CONTRACTOR FINISH: PAINTED COLOR: DE 6385 BLACK BEAN - SEMI GLOSS BY DUNN EDWARDS
34	CMU BLOCK MANUFACTURER: ORCO BLOCK MODEL: SPLIT FACE BLOCK COLOR: NATURAL GRAY	10	METAL FRAME FACADE MANUFACTURER: METAL SALES MODEL: DET 590 MOODY BLUES - SEMI GLOSS BY DUNN EDWARDS
35	CMU BLOCK MANUFACTURER: ORCO BLOCK MODEL: SPLIT FACE BLOCK COLOR: BLACK 100	11	METAL TRELLIS, POST & STEEL FRAMING MANUFACTURER: BY GENERAL CONTRACTOR FINISH: PAINTED COLOR: DE 6385 BLACK BEAN - SEMI GLOSS BY DUNN EDWARDS
36	WOOD BEAM HEADER WOOD VENEER BEAM FINISH: SEMI-TRANSPARENT STAIN COLOR COLOR: RUSTIC CEDAR	12	PRECAST CONCRETE BASE MANUFACTURER: EMPIRE PRECAST FINISH: SANDSTONE COLOR: NATURAL GRAY
37	ENTRY DRIVE PAVERS MANUFACTURER: ACKERSTONE MODEL: PALERMO COLOR: ANTIQUE PEWTER	13	WOOD EAVES / FASCIA MANUFACTURER: BY GENERAL CONTRACTOR COLOR: BUTTERNUT SOLID COLOR WATERPROOFING STAIN / SEALER
38	MANUFACTURER: FX SHADE OR EQUAL MODEL: TRELLIS SHADE - RETRACTABLE COLOR: WHITE	14	WALL LOUVERS MANUFACTURER: ARCHITECTURE WALL LOUVERS MODEL: 4" STANDARD BLADE COLOR: DE 6385 BLACK BEAN - SEMI GLOSS BY DUNN EDWARDS
39	STANDING SEAM COVERED PATIO W/ METAL FRAME MANUFACTURER: METAL SALES MODEL: MAGNA-LOC 180 COLOR: SLATE GRAY (W38)	15	METAL BRACKETS MANUFACTURER: BY GENERAL CONTRACTOR FINISH: PAINTED COLOR: DE 6385 BLACK BEAN - SEMI GLOSS BY DUNN EDWARDS
PAINT COLORS		16	WALL SCIENCE MANUFACTURER: HESS MODEL: LED VILLAGE 375 WALL MOUNT COLOR: BLACK
A	PAINT COLOR: IGLOO DEW379 BY: DUNN EDWARDS	17	WALL SCIENCE MANUFACTURER: INTRIGUE LIGHTING LED MODEL: LARGE METRO COLOR: BLACK
B	PAINT COLOR: SILVERLINED DE6353 BY: DUNN EDWARDS	18	WALL SCIENCE MANUFACTURER: INTRIGUE LIGHTING LED MODEL: EPIC COLOR: BLACK
C	PAINT COLOR: DRIFTING DEC770 BY: DUNN EDWARDS	19	WALL SCIENCE (SERVICE DOORS) MANUFACTURER: BEGA MODEL: 33 224 LED COLOR: BLACK
D	PAINT COLOR: SMOKEY MOUNTAIN DE6388 BY: DUNN EDWARDS	20	PEDESTRIAN POLE LIGHT MANUFACTURER: INTRIGUE LIGHTING LED MODEL: ELEGANT, SIDE ARM SHEPHERDS CROOK MOUNT POLE: PA3 SERIES 15' HIGH
E	PAINT COLOR: BANK VAULT DE6383 BY: DUNN EDWARDS	21	SIGN LIGHTS MANUFACTURER: TMS LIGHTING MODEL: SIGN 18 LED COLOR: MATTE BLACK
F	PAINT COLOR: SILVER SETTING DE6359 BY: DUNN EDWARDS	22	TRELLIS LIGHTS MANUFACTURER: LIGHTWAY MODEL: PSW-S-LED COLOR: SATIN BLACK
G	PAINT COLOR: ALWAYS ALMOND BY: PPG 1099-1		
H	PAINT COLOR: JERICO JADE BY: PPG 1142-6		
J	PAINT COLOR: WEATHERED LEATHER DE6105 BY: DUNN EDWARDS		
K	PAINT COLOR: KILN DRIED DET692 BY: DUNN EDWARDS		
L	PAINT COLOR: HARTFORD GREEN BY: SHERWIN WILLIAMS		



PRELIMINARY SUBJECT TO CHANGE

HIP So-Cal Properties LLC  
2244 N. Pacific Street  
Orange, CA 92865  
TEL. (714) 637-3333

 AZURE DEVELOPMENT CO.  
944 South Greenwood Avenue  
Montebello, CA 90640  
TEL. (310) 467-7408



Harvest Landing Retail Center & Business Park  
SWC Perris Blvd. & Orange Ave., Perris CA 92571

EXTERIOR ELEVATIONS  
22161MMA | 02.10.2025

A213



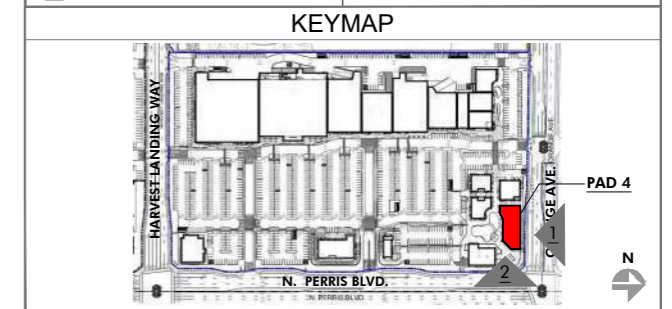


1 NORTH ELEVATION - PAD 4  
SCALE: 3/32" = 1'-0"



2 WEST ELEVATION - PAD 4  
SCALE: 3/32" = 1'-0"

FINISH LEGEND			
KEY	MATERIAL	KEY	MATERIAL
23	TRASH RECEPTACLES MANUFACTURER: VICTOR STANLEY MODEL: SDC-36 COLOR: BLACK	1	STUCCO - SMOOTH MANUFACTURER: HIGHLAND STUCCO FINISH: STEEL TROWEL - PAINTED DUNN EDWARDS
24	BIKE RACKS MANUFACTURER: VICTOR STANLEY MODEL: FREESIA BIKE RACK COLOR: BLACK	2	STOREFRONT MANUFACTURER: ARCADIA - COLOR: #88 DARK BRONZE AB-7 STOREFRONT GLASS VITRO ARCH. GLASS - 1" CLEAR FLOAT GLASS
25	METAL AWNING MANUFACTURER: METAL SALES MODEL: MAGNA-LOC 180 COLOR: MISTIQUE PLUS (W31)	2A	SPANDREL GLASS VITRO ARCH. GLASS AV933 WARM GRAY #2
26	CONCRETE PAVERS MANUFACTURER: ACKERSTONE MODEL: 4x16 - NO CHAMFER, RUNNING BOND COLOR: BELLASINA BLEND	3	BRICK VENEER MANUFACTURER: INTERSTATE BRICK MODEL: THIN MODULAR 2 1/8 COLOR: ARCTIC WHITE GROUT COLOR: #381 BRIGHT WHITE BY CUSTOMS BUILDING PRODUCT
27	CONCRETE PAVING MANUFACTURER: BY GENERAL CONTRACTOR FINISH: ACID WASH FINISH, SAW CUT LINES. COLOR: NATURAL GRAY	4	BATTEN BOARD SIDING MANUFACTURER: HARDIE BOARD MODEL: HARDIE PLANK SMOOTH VERTICAL PANELS (10' x 4' x 5/8") W/ TRIM BOARDS (1" x 3.5") COLOR: PRIMED AND PAINTED W/ 2-COATS FLAT ACRYLIC LATEX - EGGSHELL BY DUNN EDWARDS BATTEN SPACING AT 12" CENTER TO CENTER.
28	GREENSCREEN MANUFACTURER: GREENSCREEN COLOR: MATTE TEXTURE GREEN	5	STANDING SEAM METAL ROOF MANUFACTURER: METAL SALES MODEL: MAGNA-LOC 180 COLOR: SLATE GRAY (W38)
29	PATIO FURNITURE MANUFACTURER: EMU CONTRACT SEGO #288 - ARM CHAIR, 22 A/ IRON CAMBI #R02 MESH TABLE - 38" SQ., 22 A/ IRON UMBRELLA - ALUMINUM SQUARE (118" x 118") COLOR: CANOPY BEIGE STEEL BASE (24" SQ.) SILVER	6	METAL WALL PANELS MANUFACTURER: METAL SALES MODEL: EM1 - 1653 WALL PANEL COLOR: SLATE GRAY (W38)
30	STRING LIGHTS MANUFACTURER: TIVOLI LIGHTING MODEL: LITESPHERE LED, 3000K USE 3" STEEL CABLE WIRE (BY OTHERS) COLOR: CLEAR	7	STONE VENEER MANUFACTURER: ELORADO STONE MODEL: ROUGHOUT COLOR: VINEYARD TRAIL
31	WALL LIGHT - LOADING AREAS MANUFACTURER: KIM LIGHTING MODEL: W05 WALL DIRECTOR (SMALL) - DOWN COLOR: BLT - BLACK MATTE TEXTURE	8	SIDING MANUFACTURER: HARDIE BOARD MODEL: ARTISAN SQUARE CHANNEL COLOR: PRIMED TO PAINT
33	COMPOSITE SIDING MANUFACTURER: AZEK MODEL: OPEN JOINT CLADDING COLOR: WEATHERED TEAK	9	METAL CANOPY MANUFACTURER: BY GENERAL CONTRACTOR FINISH: PAINTED COLOR: DE 6385 BLACK BEAN - SEMI GLOSS BY DUNN EDWARDS
34	CMU BLOCK MANUFACTURER: ORCO BLOCK MODEL: SPLIT FACE BLOCK COLOR: NATURAL GRAY	10	METAL FRAME FACADE COLOR: DET 590 MOODY BLUES - SEMI GLOSS BY DUNN EDWARDS
35	CMU BLOCK MANUFACTURER: ORCO BLOCK MODEL: SPLIT FACE BLOCK COLOR: BLACK 100	11	METAL TRELLIS, POST & STEEL FRAMING MANUFACTURER: BY GENERAL CONTRACTOR FINISH: PAINTED COLOR: DE 6385 BLACK BEAN - SEMI GLOSS BY DUNN EDWARDS
36	WOOD BEAM HEADER WOOD VENEER BEAM FINISH: SEMI-TRANSPARENT STAIN COLOR COLOR: RUSTIC CEDAR	12	PRECAST CONCRETE BASE MANUFACTURER: EMPIRE PRECAST FINISH: SANDSTONE COLOR: NATURAL GRAY
37	ENTRY DRIVE PAVERS MANUFACTURER: ACKERSTONE MODEL: PALERMO COLOR: ANTIQUE PEWTER	13	WOOD EAVES / FASCIA MANUFACTURER: BY GENERAL CONTRACTOR COLOR: BUTTERNUT SOLID COLOR WATERPROOFING STAIN / SEALER
38	MANUFACTURER: FX SHADE OR EQUAL MODEL: TRELLIS SHADE - RETRACTABLE COLOR: WHITE	14	WALL LOUVERS MANUFACTURER: ARCHITECTURE WALL LOUVERS MODEL: 4" STANDARD BLADE COLOR: DE 6385 BLACK BEAN - SEMI GLOSS BY DUNN EDWARDS
39	STANDING SEAM COVERED PATIO W/ METAL FRAME MANUFACTURER: METAL SALES MODEL: MAGNA-LOC 180 COLOR: SLATE GRAY (W38)	15	METAL BRACKETS MANUFACTURER: BY GENERAL CONTRACTOR FINISH: PAINTED COLOR: DE 6385 BLACK BEAN - SEMI GLOSS BY DUNN EDWARDS
PAINT COLORS		16	WALL SCONCE MANUFACTURER: HESS MODEL: LED VILLAGE 375 WALL MOUNT COLOR: BLACK
A	PAINT COLOR: IGLOO DEW379 BY: DUNN EDWARDS	17	WALL SCONCE MANUFACTURER: INTRIGUE LIGHTING LED MODEL: LARGE METRO COLOR: BLACK
B	PAINT COLOR: SILVERLINED DE6353 BY: DUNN EDWARDS	18	WALL SCONCE MANUFACTURER: INTRIGUE LIGHTING LED MODEL: EPIC COLOR: BLACK
C	PAINT COLOR: DRIFTING DEC770 BY: DUNN EDWARDS	19	WALL SCONCE (SERVICE DOORS) MANUFACTURER: BEGA MODEL: 33 224 LED COLOR: BLACK
D	PAINT COLOR: SMOKEY MOUNTAIN DE6388 BY: DUNN EDWARDS	20	PEDESTRIAN POLE LIGHT MANUFACTURER: INTRIGUE LIGHTING LED MODEL: ELEGANT, SIDE ARM SHEPHERDS CROOK MOUNT POLE: PA3 SERIES 15' HIGH
E	PAINT COLOR: BANK VAULT DE6383 BY: DUNN EDWARDS	21	SIGN LIGHTS MANUFACTURER: TMS LIGHTING MODEL: SIGN 18 LED COLOR: MATTE BLACK
F	PAINT COLOR: SILVER SETTING DE6359 BY: DUNN EDWARDS	22	TRELLIS LIGHTS MANUFACTURER: LIGHTWAY MODEL: POSW-S-LED COLOR: SATIN BLACK
G	PAINT COLOR: ALWAYS ALMOND BY: PPG 1099-1		
H	PAINT COLOR: JERICO JADE BY: PPG 1142-6		
J	PAINT COLOR: WEATHERED LEATHER DE6105 BY: DUNN EDWARDS		
K	PAINT COLOR: KILN DRIED DET692 BY: DUNN EDWARDS		
L	PAINT COLOR: HARTFORD GREEN BY: SHERWIN WILLIAMS		



PRELIMINARY SUBJECT TO CHANGE

HIP So-Cal Properties LLC  
2244 N. Pacific Street  
Orange, CA 92865  
TEL. (714) 637-3333



AZURE DEVELOPMENT CO.  
944 South Greenwood Avenue  
Montebello, CA 90640  
TEL. (310) 467-7408



Harvest Landing Retail Center & Business Park  
SWC Perris Blvd. & Orange Ave., Perris CA 92571

EXTERIOR ELEVATIONS

22161MMA

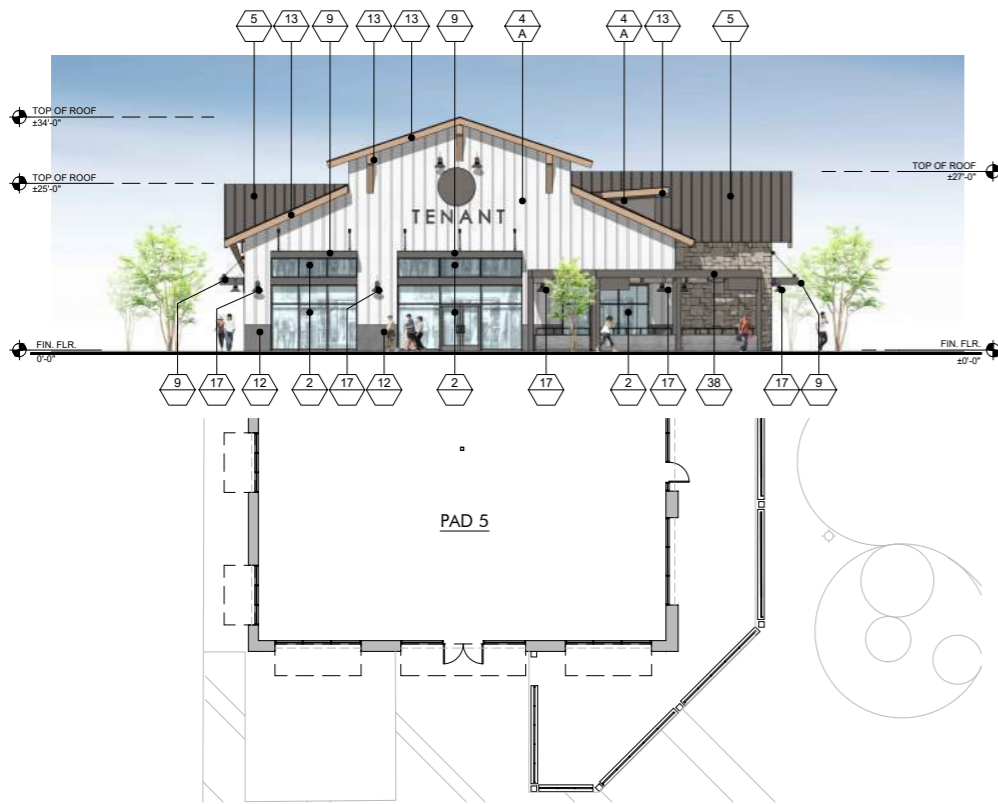
02.10.2025

A214

mmaarchitecture.com

mma  
Architecture

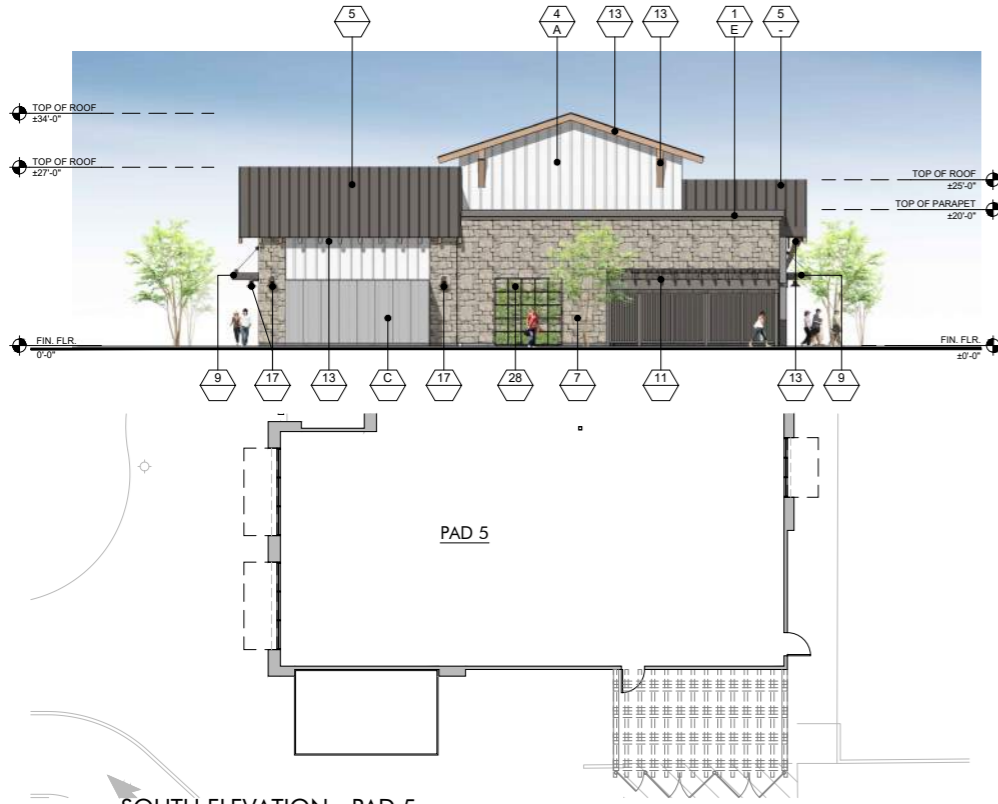




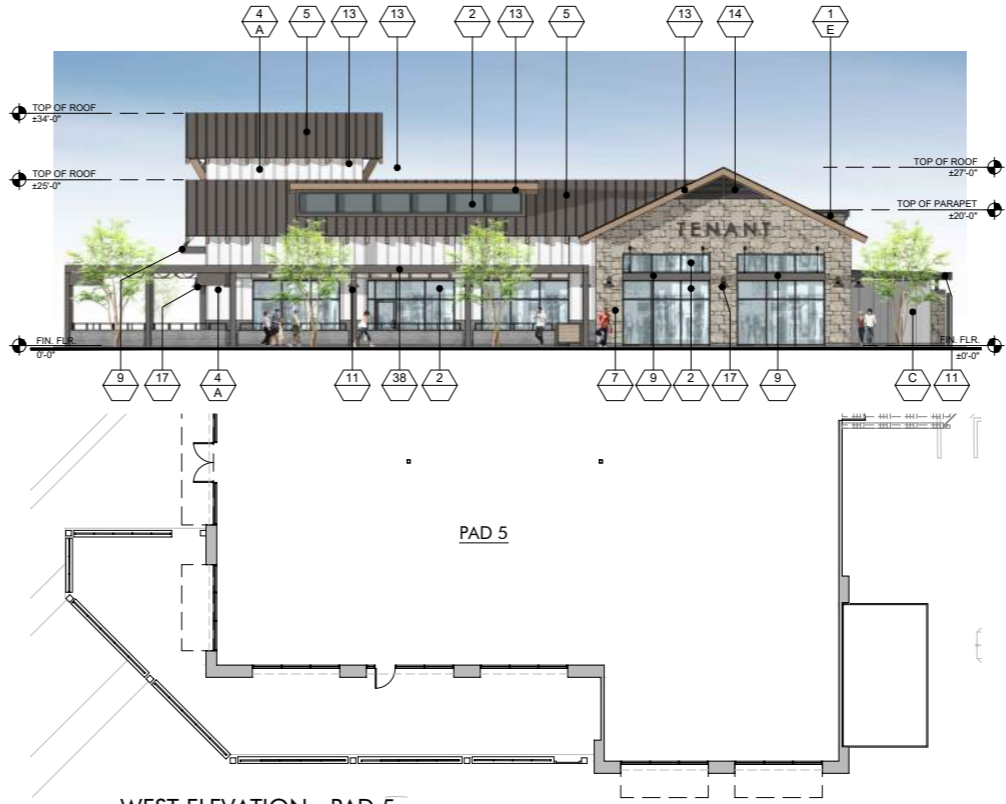
2 NORTH ELEVATION - PAD 5  
SCALE: 3/32" = 1'-0"



1 EAST ELEVATION - PAD 5  
SCALE: 3/32" = 1'-0"



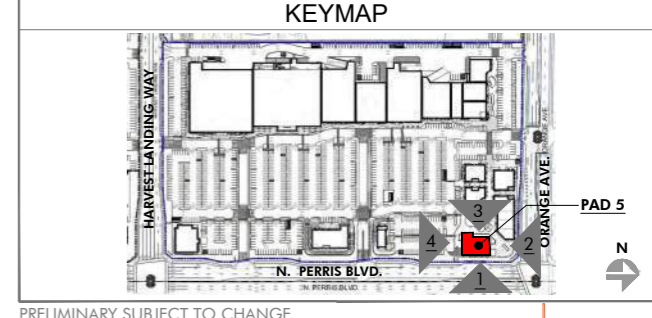
4 SOUTH ELEVATION - PAD 5  
SCALE: 3/32" = 1'-0"



3 WEST ELEVATION - PAD 5  
SCALE: 3/32" = 1'-0"

FINISH LEGEND			
KEY	MATERIAL	KEY	MATERIAL
23	TRASH RECEPTACLES MANUFACTURER: VICTOR STANLEY MODEL: SDC-36 COLOR: BLACK	1	STUCCO - SMOOTH MANUFACTURER: HIGHLAND STUCCO FINISH: STEEL TROWEL - PAINTED DUNN EDWARDS
24	BIKE RACKS MANUFACTURER: VICTOR STANLEY MODEL: FREESIA BIKE RACK COLOR: BLACK	2	STOREFRONT MANUFACTURER: ARCADIA - COLOR: #88 DARK BRONZE AB-7 STOREFRONT GLASS VITRO ARCH. GLASS - 1" CLEAR FLOAT GLASS
25	METAL AWNING MANUFACTURER: METAL SALES MODEL: MAGNA-LOC 180 COLOR: MISTIQUE PLUS (W31)	2A	SPANDREL GLASS VITRO ARCH. GLASS AV933 WARM GRAY #2
26	CONCRETE PAVERS MANUFACTURER: ACKERSTONE MODEL: 4x16 - NO CHAMFER, RUNNING BOND COLOR: BELLASINA BLEND	3	BRICK VENEER MANUFACTURER: INTERSTATE BRICK MODEL: THIN MODULAR 2+8 COLOR: ARCTIC WHITE GROUT COLOR: #381 BRIGHT WHITE BY CUSTOMS BUILDING PRODUCT
27	CONCRETE PAVING MANUFACTURER: BY GENERAL CONTRACTOR FINISH: ACID WASH FINISH, SAW CUT LINES. COLOR: NATURAL GRAY	4	BATTEN BOARD SIDING MANUFACTURER: HARDIE BOARD MODEL: HARDIE PLANK SMOOTH VERTICAL PANELS (10' x 4' x 5') W/ TRIM BOARDS (1" x 3.5") COLOR: PRIMED AND PAINTED W/ 2-COATS FLAT ACRYLIC LATEX - EGGSHELL BY DUNN EDWARDS BATTEN SPACING AT 12" CENTER TO CENTER.
28	GREENSCREEN MANUFACTURER: GREENSCREEN COLOR: MATTE TEXTURE GREEN	5	STANDING SEAM METAL ROOF MANUFACTURER: METAL SALES MODEL: MAGNA-LOC 180 COLOR: SLATE GRAY (W38)
29	PATIO FURNITURE MANUFACTURER: EMU CONTRACT SEGO #288 - ARM CHAIR, 22 A/ IRON CAMBI #902 MESH TABLE - 38" SQ., 22 A/ IRON UMBRELLA - ALUMINUM SQUARE (118" x 118") COLOR: CANOPY BEIGE STEEL BASE (24" SQ.) SILVER	6	METAL WALL PANELS MANUFACTURER: METAL SALES MODEL: EM1 - 1653 WALL PANEL COLOR: SLATE GRAY (W38)
30	STRING LIGHTS MANUFACTURER: TIVOLI LIGHTING MODEL: LITESPHERE LED, 3000K USE 1/2" STEEL CABLE WIRE (BY OTHERS) COLOR: CLEAR	7	STONE VENEER MANUFACTURER: ELDERADO STONE MODEL: ROUGHOUT COLOR: VINEYARD TRAIL
31	WALL LIGHT - LOADING AREAS MANUFACTURER: KIM LIGHTING MODEL: W55 WALL DIRECTOR (SMALL) - DOWN COLOR: BLT - BLACK MATTE TEXTURE	8	SIDING MANUFACTURER: HARDIE BOARD MODEL: ARTISAN SQUARE CHANNEL COLOR: PRIMED TO PAINT
33	COMPOSITE SIDING MANUFACTURER: AZEK MODEL: OPEN JOINT CLADDING COLOR: WEATHERED TEAK	9	METAL CANOPY MANUFACTURER: BY GENERAL CONTRACTOR FINISH: PAINTED COLOR: DE 6385 BLACK BEAN - SEMI GLOSS BY DUNN EDWARDS
34	CMU BLOCK MANUFACTURER: ORCO BLOCK MODEL: SPLIT FACE BLOCK COLOR: NATURAL GRAY	10	METAL FRAME FACADE COLOR: DET 590 MOODY BLUES - SEMI GLOSS BY DUNN EDWARDS
35	CMU BLOCK MANUFACTURER: ORCO BLOCK MODEL: SPLIT FACE BLOCK COLOR: BLACK 100	11	METAL TRELLIS, POST & STEEL FRAMING MANUFACTURER: BY GENERAL CONTRACTOR FINISH: PAINTED COLOR: DE 6385 BLACK BEAN - SEMI GLOSS BY DUNN EDWARDS
36	WOOD BEAM HEADER WOOD VENEER BEAM FINISH: SEMI-TRANSPARENT STAIN COLOR COLOR: RUSTIC CEDAR	12	PRECAST CONCRETE BASE MANUFACTURER: EMPIRE PRECAST FINISH: SANDSTONE COLOR: NATURAL GRAY
37	ENTRY DRIVE PAVERS MANUFACTURER: ACKERSTONE MODEL: PALERMO COLOR: ANTIQUE PEWTER	13	WOOD EAVES / FASCIA MANUFACTURER: BY GENERAL CONTRACTOR
38	MANUFACTURER: FX SHADE OR EQUAL MODEL: TRELLIS SHADE - RETRACTABLE COLOR: WHITE	14	OLYMPIC COLOR: BUTTERNUT SOLID COLOR WATERPROOFING STAIN / SEALER
39	STANDING SEAM COVERED PATIO W/ METAL FRAME MANUFACTURER: METAL SALES MODEL: MAGNA-LOC 180 COLOR: SLATE GRAY (W38)	15	METAL BRACKETS MANUFACTURER: BY GENERAL CONTRACTOR FINISH: PAINTED COLOR: DE 6385 BLACK BEAN - SEMI GLOSS BY DUNN EDWARDS
		16	WALL SCOFF MANUFACTURER: HESS MODEL: LED VILLAGE 375 WALL MOUNT COLOR: BLACK
		17	WALL SCOFF MANUFACTURER: INTRIGUE LIGHTING LED MODEL: LARGE METRO COLOR: BLACK
		18	WALL SCOFF MANUFACTURER: INTRIGUE LIGHTING LED MODEL: EPIC COLOR: BLACK
		19	WALL SCOFF (SERVICE DOORS) MANUFACTURER: BEGA MODEL: 33 224 LED COLOR: BLACK
		20	PEDESTRIAN POLE LIGHT MANUFACTURER: INTRIGUE LIGHTING LED MODEL: ELEGANT, SIDE ARM SHEPHERDS CROOK MOUNT POLE: PA3 SERIES 15' HIGH
		21	SIGN LIGHTS MANUFACTURER: TMS LIGHTING MODEL: SIGN 18 LED COLOR: MATTE BLACK
		22	TRELLIS LIGHTS MANUFACTURER: LIGHTWAY MODEL: PSW-5-LED COLOR: SATIN BLACK

PAINT COLORS	
A	PAINT COLOR: IGL00 DEW379 BY: DUNN EDWARDS
B	PAINT COLOR: SILVERLINED DE6353 BY: DUNN EDWARDS
C	PAINT COLOR: DRIFTING DEC770 BY: DUNN EDWARDS
D	PAINT COLOR: SMOKEY MOUNTAIN DE6388 BY: DUNN EDWARDS
E	PAINT COLOR: BANK VAULT DE6383 BY: DUNN EDWARDS
F	PAINT COLOR: SILVER SETTING DE6359 BY: DUNN EDWARDS
G	PAINT COLOR: ALWAYS ALMOND BY: PPG 1099-1
H	PAINT COLOR: JERICHO JADE BY: PPG 1142-6
J	PAINT COLOR: WEATHERED LEATHER DE6105 BY: DUNN EDWARDS
K	PAINT COLOR: KILN DRIED DET692 BY: DUNN EDWARDS
L	PAINT COLOR: HARTFORD GREEN BY: SHERWIN WILLIAMS



PRELIMINARY SUBJECT TO CHANGE

HIP So-Cal Properties LLC  
2244 N. Pacific Street  
Orange, CA 92865  
TEL. (714) 637-3333

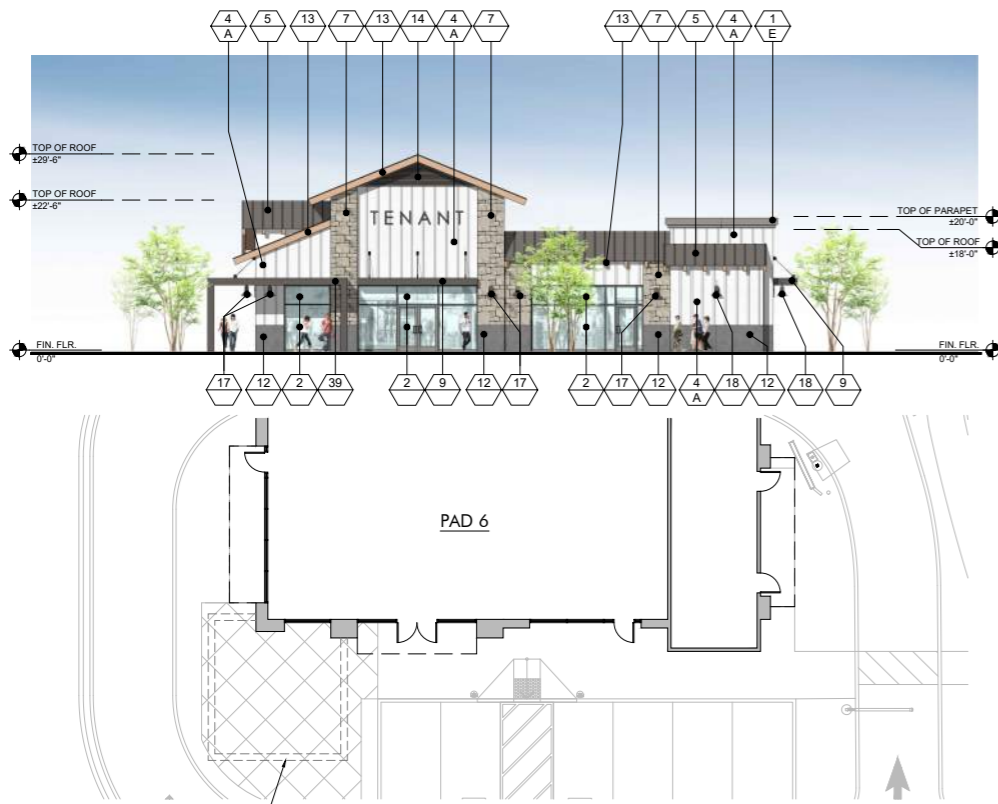
AZURE DEVELOPMENT CO.  
944 South Greenwood Avenue  
Montebello, CA 90640  
TEL. (310) 467-7408

Harvest Landing Retail Center & Business Park  
SWC Perris Blvd. & Orange Ave., Perris CA 92571

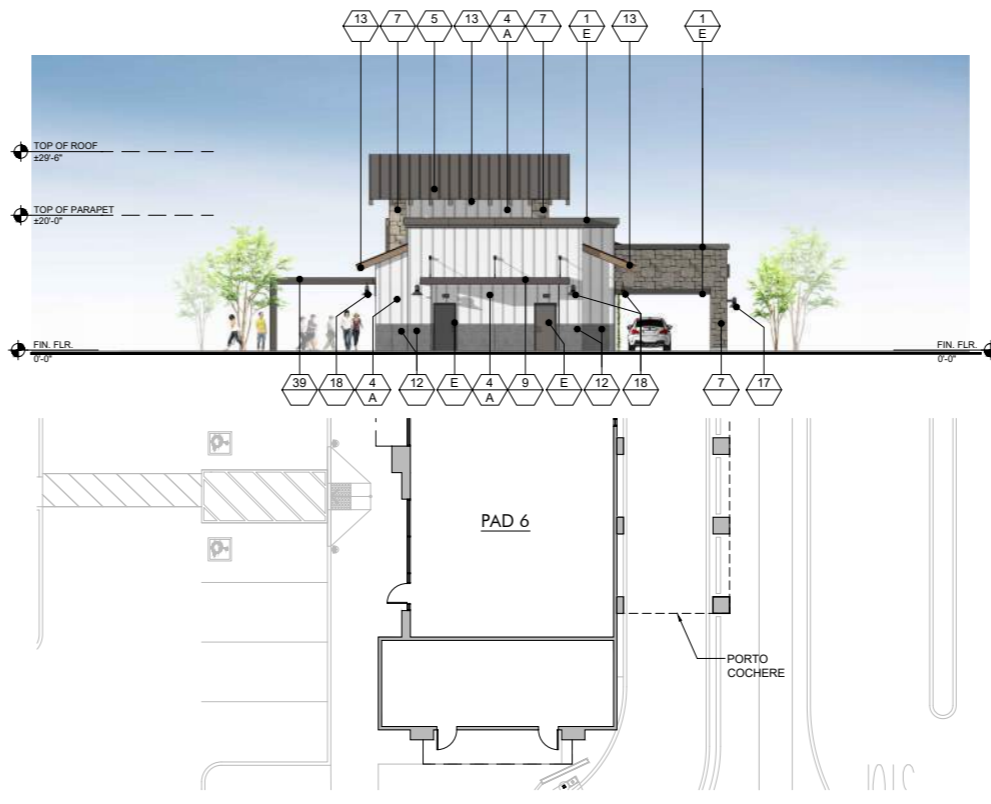
EXTERIOR ELEVATIONS  
22161MMA | 02.10.2025

A215

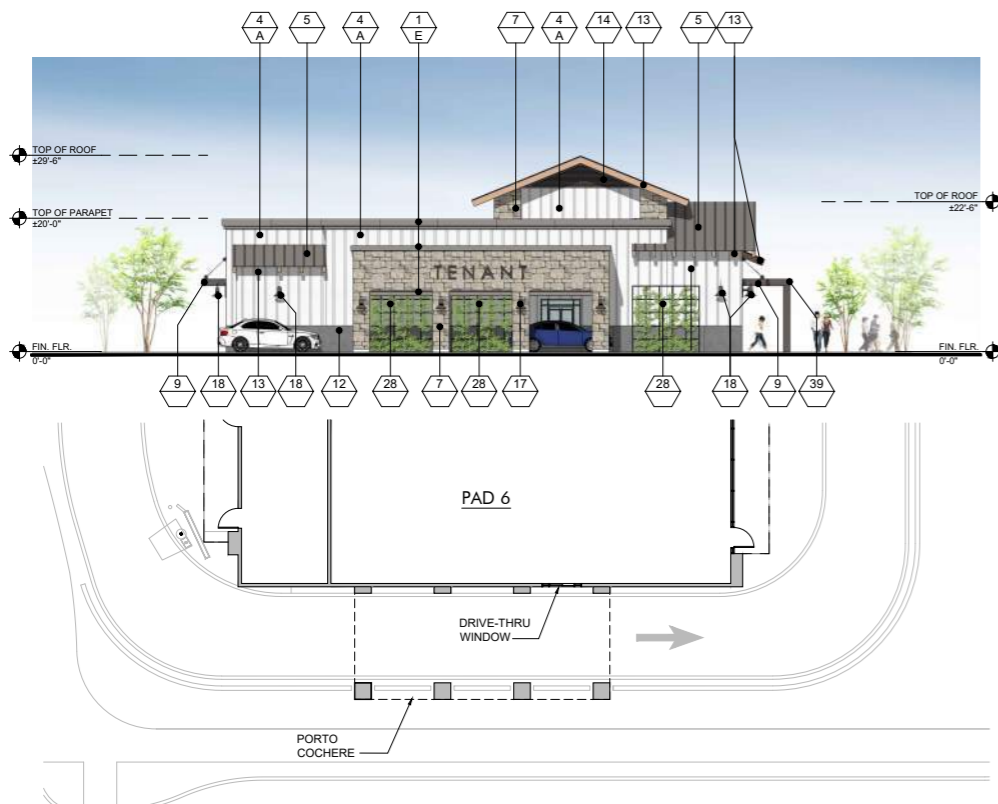




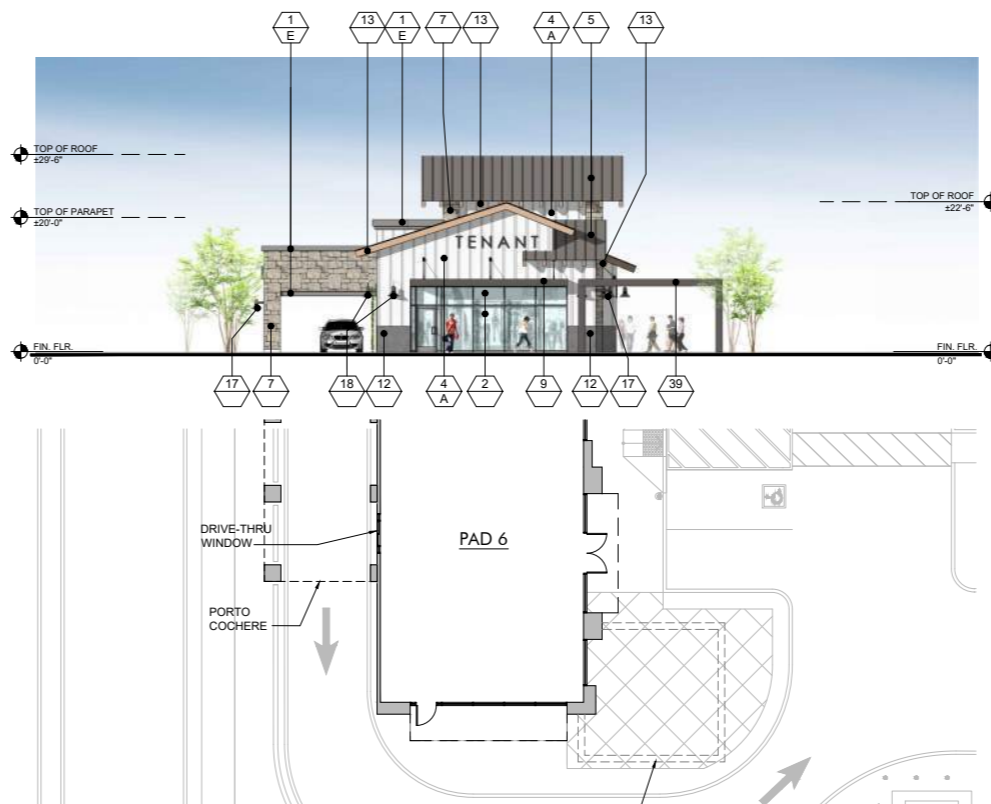
**2 NORTH ELEVATION - PAD 6**  
SCALE: 3/32" = 1'-0"



**1 WEST ELEVATION - PAD 6**  
SCALE: 3/32" = 1'-0"

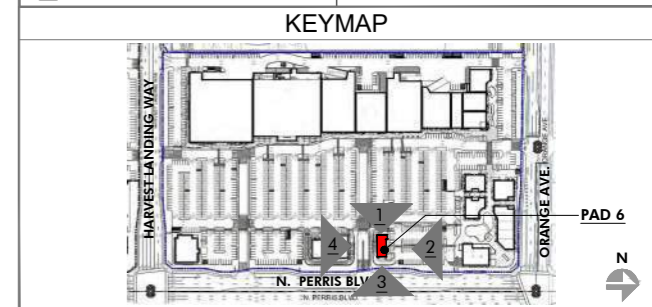


**4 SOUTH ELEVATION - PAD 6**  
SCALE: 3/32" = 1'-0"



**3 EAST ELEVATION - PAD 6**  
SCALE: 3/32" = 1'-0"

FINISH LEGEND			
KEY	MATERIAL	KEY	MATERIAL
23	TRASH RECEPTACLES MANUFACTURER: VICTOR STANLEY MODEL: SDC-36 COLOR: BLACK	1	STUCCO - SMOOTH MANUFACTURER: HIGHLAND STUCCO FINISH: STEEL TROWEL - PAINTED DUNN EDWARDS
24	BIKE RACKS MANUFACTURER: VICTOR STANLEY MODEL: FREESIA BIKE RACK COLOR: BLACK	2	STOREFRONT MANUFACTURER: ARCADIA - COLOR: #85 DARK BRONZE AB-7 STOREFRONT GLASS VITRO ARCH. GLASS - 1" CLEAR FLOAT GLASS
25	METAL AWNING MANUFACTURER: METAL SALES MODEL: MAGNA-LOC 180 COLOR: MISTIQUE PLUS (W31)	2A	SPANDREL GLASS VITRO ARCH. GLASS AV933 WARN GRAY #2
26	CONCRETE PAVERS MANUFACTURER: ACKERSTONE MODEL: 4x16 - NO CHAMFER, RUNNING BOND COLOR: BELLASINA BLEND	3	BRICK VENEER MANUFACTURER: INTERSTATE BRICK MODEL: THIN MODULAR 2 1/8 COLOR: ARCTIC WHITE GROUT COLOR: #381 BRIGHT WHITE BY CUSTOMS BUILDING PRODUCT
27	CONCRETE PAVING MANUFACTURER: BY GENERAL CONTRACTOR FINISH: ACID WASH FINISH, SAW CUT LINES. COLOR: NATURAL GRAY	4	BATTEN BOARD SIDING MANUFACTURER: HARDIE BOARD MODEL: HARDIE PLANK SMOOTH VERTICAL PANELS (10' x 4' x 5') W/ TRIM BOARDS (1" x 3.5") COLOR: PRIMED AND PAINTED W/ 2-COATS FLAT ACRYLIC LATEX - EGGSHELL BY DUNN EDWARDS BATTEN SPACING AT 12" CENTER TO CENTER.
28	GREENSCREEN MANUFACTURER: GREENSCREEN COLOR: MATTE TEXTURE GREEN	5	STANDING SEAM METAL ROOF MANUFACTURER: METAL SALES MODEL: MAGNA-LOC 180 COLOR: SLATE GRAY (W38)
29	PATIO FURNITURE MANUFACTURER: EMU CONTRACT SEGO #288 - ARM CHAIR, 22 A/ IRON CAMBI #902 - MESH TABLE - 30" SQ., 22 A/ IRON UMBRELLA - ALUMINUM SQUARE (118" x 118") COLOR: CANOPY BEIGE STEEL BASE (24" SQ.) SILVER	6	METAL WALL PANELS MANUFACTURER: METAL SALES MODEL: EM1 - 1653 WALL PANEL COLOR: SLATE GRAY (W38)
30	STRING LIGHTS MANUFACTURER: TIVOLI LIGHTING MODEL: LITESPHERE LED, 3000K USE 2" STEEL CABLE WIRE (BY OTHERS) COLOR: CLEAR	7	STONE VENEER MANUFACTURER: ELDERADO STONE MODEL: ROUGHOUT COLOR: VINEYARD TRAIL
31	WALL LIGHT - LOADING AREAS MANUFACTURER: KIM LIGHTING MODEL: W53 WALL DIRECTOR (SMALL) - DOWN COLOR: BLT - BLACK MATTE TEXTURE	8	SIDING MANUFACTURER: HARDIE BOARD MODEL: ARTISAN SQUARE CHANNEL COLOR: PRIMED TO PAINT
33	COMPOSITE SIDING MANUFACTURER: AZEK MODEL: OPEN JOINT CLADDING COLOR: WEATHERED TEAK	9	METAL CANOPY MANUFACTURER: BY GENERAL CONTRACTOR FINISH: PAINTED COLOR: DE 6385 BLACK BEAN - SEMI GLOSS BY DUNN EDWARDS
34	CMU BLOCK MANUFACTURER: ORCO BLOCK MODEL: SPLIT FACE BLOCK COLOR: NATURAL GRAY	10	METAL FRAME FACADE COLOR: DET 590 MOODY BLUES - SEMI GLOSS BY DUNN EDWARDS
35	CMU BLOCK MANUFACTURER: ORCO BLOCK MODEL: SPLIT FACE BLOCK COLOR: BLACK 100	11	METAL TRELLIS, POST & STEEL FRAMING MANUFACTURER: BY GENERAL CONTRACTOR FINISH: PAINTED COLOR: DE 6385 BLACK BEAN - SEMI GLOSS BY DUNN EDWARDS
36	WOOD BEAM HEADER WOOD VENEER BEAM FINISH: SEMI-TRANSPARENT STAIN COLOR COLOR: RUSTIC CEDAR	12	PRECAST CONCRETE BASE MANUFACTURER: EMPIRE PRECAST FINISH: SANDSTONE COLOR: NATURAL GRAY
37	ENTRY DRIVE PAVERS MANUFACTURER: ACKERSTONE MODEL: PALERMO COLOR: ANTIQUE PEWTER	13	WOOD EAVES / FASCIA MANUFACTURER: BY GENERAL CONTRACTOR
38	MANUFACTURER: FX SHADE OR EQUAL MODEL: TRELLIS SHADE - RETRACTABLE COLOR: WHITE	14	OLYMPIC COLOR: BUTTERNUT SOLID COLOR WATERPROOFING STAIN / SEALER
39	STANDING SEAM COVERED PATIO W/ METAL FRAME MANUFACTURER: METAL SALES MODEL: MAGNA-LOC 180 COLOR: SLATE GRAY (W38)	15	METAL BRACKETS MANUFACTURER: BY GENERAL CONTRACTOR FINISH: PAINTED COLOR: DE 6385 BLACK BEAN - SEMI GLOSS BY DUNN EDWARDS
KEY PAINT COLORS			
A	PAINT COLOR: IGL00 DEW379 BY: DUNN EDWARDS	16	WALL SCONCE MANUFACTURER: HESS MODEL: LED VILLAGE 375 WALL MOUNT COLOR: BLACK
B	PAINT COLOR: SILVERLINED DE6353 BY: DUNN EDWARDS	17	WALL SCONCE MANUFACTURER: INTRIGUE LIGHTING LED MODEL: LARGE METRO COLOR: BLACK
C	PAINT COLOR: DRIFTING DEC770 BY: DUNN EDWARDS	18	WALL SCONCE MANUFACTURER: INTRIGUE LIGHTING LED MODEL: EPIC COLOR: BLACK
D	PAINT COLOR: SMOKEY MOUNTAIN DE6388 BY: DUNN EDWARDS	19	WALL SCONCE (SERVICE DOORS) MANUFACTURER: BEGA MODEL: 33 224 LED COLOR: BLACK
E	PAINT COLOR: BANK VAULT DE6383 BY: DUNN EDWARDS	20	PEDESTRIAN POLE LIGHT MANUFACTURER: INTRIGUE LIGHTING LED MODEL: ELEGANT, SIDE ARM SHEPHERDS CROOK MOUNT POLE: PA3 SERIES 15' HIGH
F	PAINT COLOR: SILVER SETTING DE6359 BY: DUNN EDWARDS	21	SIGN LIGHTS MANUFACTURER: TMS LIGHTING MODEL: SIGN 18 LED COLOR: MATTE BLACK
G	PAINT COLOR: ALWAYS ALMOND BY: PPG 1099-1	22	TRELLIS LIGHTS MANUFACTURER: LIGHTWAY MODEL: PSW-5-LED COLOR: SATIN BLACK
H	PAINT COLOR: JERICHO JADE BY: PPG 1142-6		
J	PAINT COLOR: WEATHERED LEATHER DE6105 BY: DUNN EDWARDS		
K	PAINT COLOR: KILN DRIED DET692 BY: DUNN EDWARDS		
L	PAINT COLOR: HARTFORD GREEN BY: SHERWIN WILLIAMS		



PRELIMINARY SUBJECT TO CHANGE

HIP So-Cal Properties LLC  
2244 N. Pacific Street  
Orange, CA 92865  
TEL. (714) 637-3333

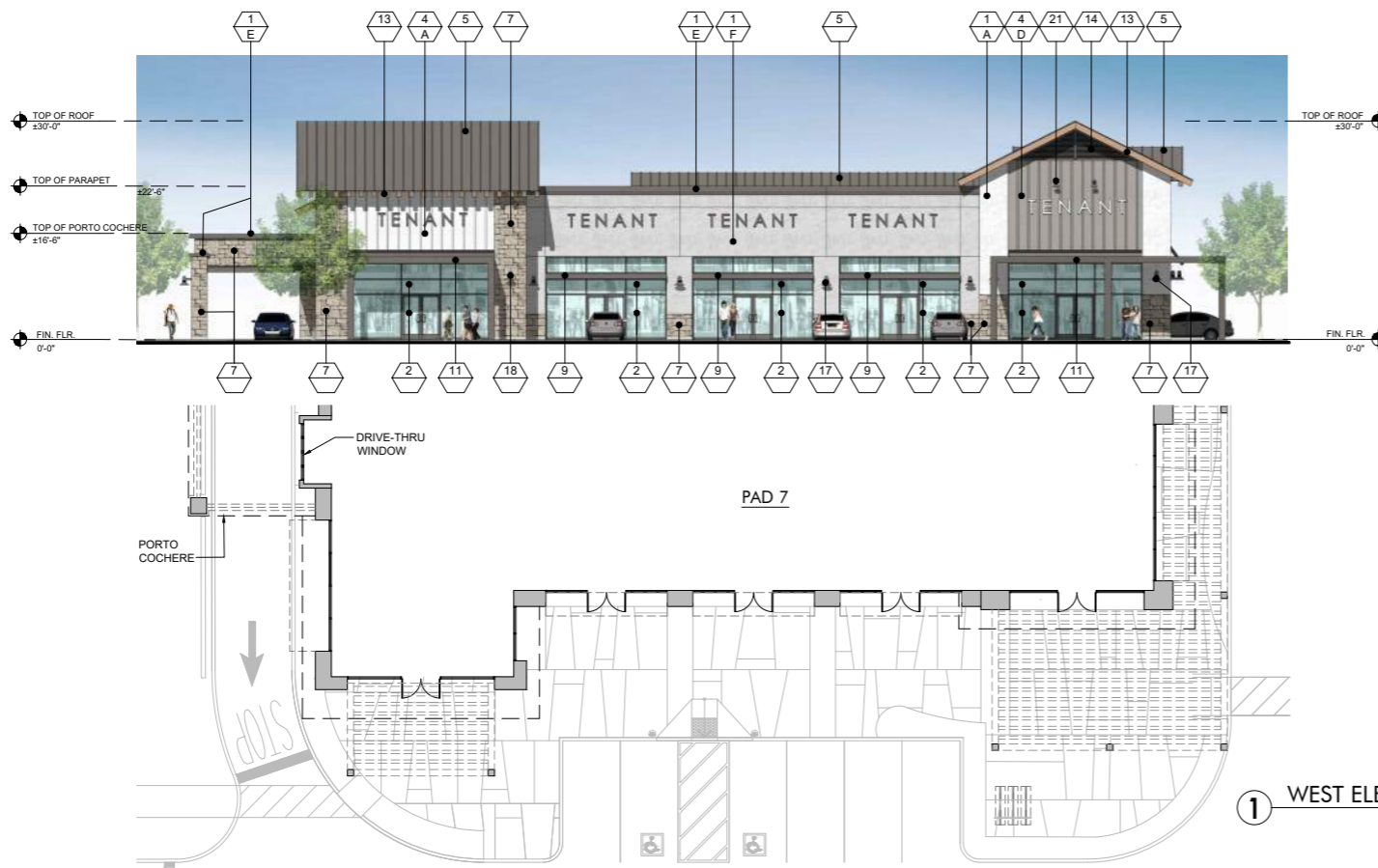
AZURE DEVELOPMENT CO.  
944 South Greenwood Avenue  
Montebello, CA 90640  
TEL. (310) 467-7408

Harvest Landing Retail Center & Business Park  
SWC Perris Blvd. & Orange Ave., Perris CA 92571

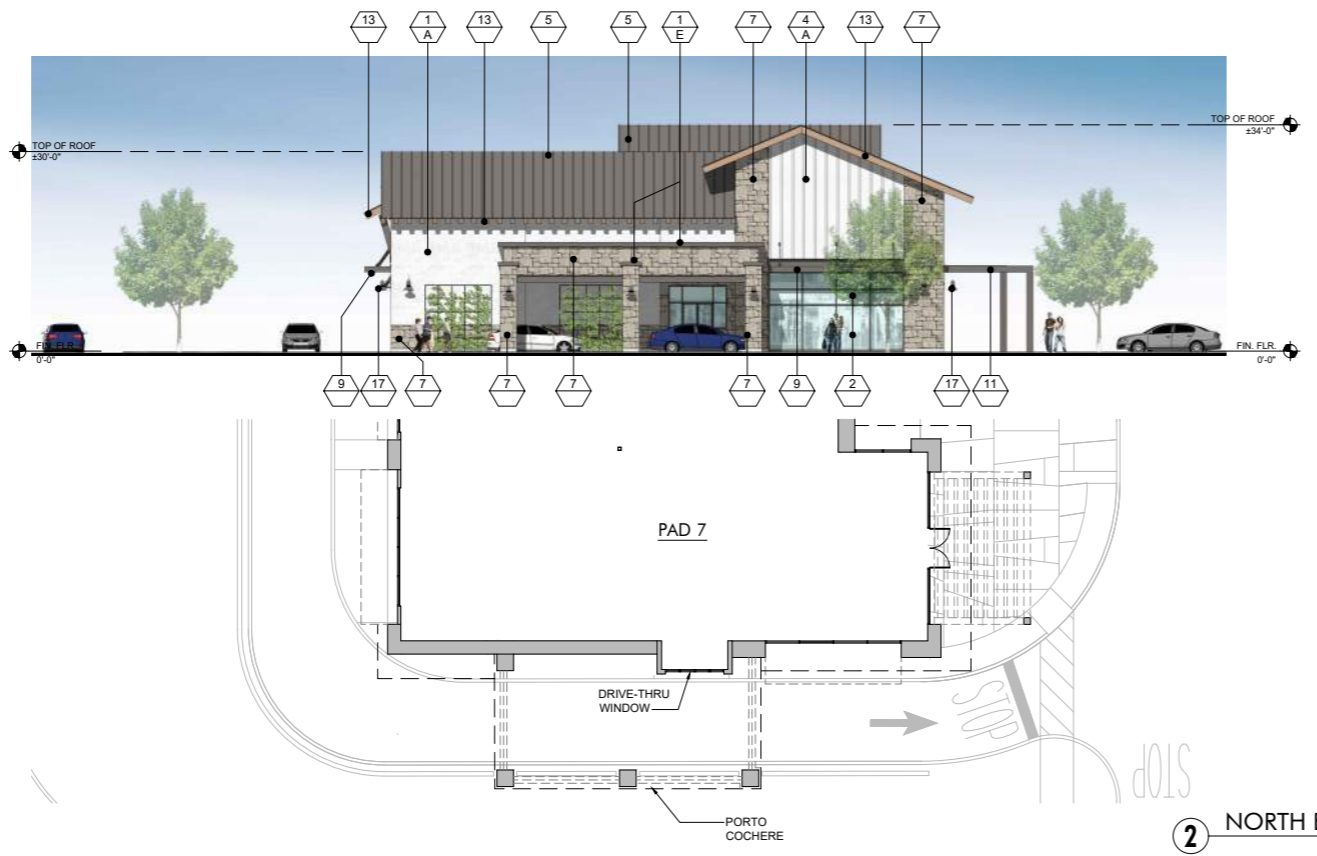
EXTERIOR ELEVATIONS  
22161MMA | 02.10.2025

**A216**



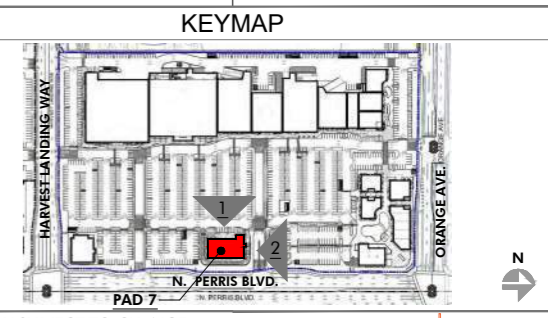


1 WEST ELEVATION - PAD 7  
SCALE: 3/32" = 1'-0"



2 NORTH ELEVATION - PAD 7  
SCALE: 3/32" = 1'-0"

FINISH LEGEND			
KEY	MATERIAL	KEY	MATERIAL
23	TRASH RECEPTACLES MANUFACTURER: VICTOR STANLEY MODEL: SDC-36 COLOR: BLACK	1	STUCCO - SMOOTH MANUFACTURER: HIGHLAND STUCCO FINISH: STEEL TROWEL - PAINTED DUNN EDWARDS
24	BIKE RACKS MANUFACTURER: VICTOR STANLEY MODEL: FREESIA BIKE RACK COLOR: BLACK	2	STOREFRONT MANUFACTURER: ARCADIA - COLOR: #88 DARK BRONZE AB-7 STOREFRONT GLASS VITRO ARCH. GLASS - 1" CLEAR FLOAT GLASS
25	METAL AWNING MANUFACTURER: METAL SALES MODEL: MAGNA-LOC 180 COLOR: MISTIQUE PLUS (W31)	2A	SPANDREL GLASS VITRO ARCH. GLASS AV933 WARM GRAY #2
26	CONCRETE PAVERS MANUFACTURER: ACKERSTONE MODEL: 4x16 - NO CHAMFER, RUNNING BOND COLOR: BELLASINA BLEND	3	BRICK VENEER MANUFACTURER: INTERSTATE BRICK MODEL: THIN MODULAR 2 1/8 COLOR: ARCTIC WHITE GROUT COLOR: #381 BRIGHT WHITE BY CUSTOMS BUILDING PRODUCT
27	CONCRETE PAVING MANUFACTURER: BY GENERAL CONTRACTOR FINISH: ACID WASH FINISH, SAW CUT LINES. COLOR: NATURAL GRAY	4	BATTEN BOARD SIDING MANUFACTURER: HARDIE BOARD MODEL: HARDIE PLANK SMOOTH VERTICAL PANELS (10' x 4' x 5/8") W/ TRIM BOARDS (1" x 3.5") COLOR: PRIMED AND PAINTED W/ 2-COATS FLAT ACRYLIC LATEX - EGGSHELL BY DUNN EDWARDS BATTEN SPACING AT 12" CENTER TO CENTER.
28	GREENSCREEN MANUFACTURER: GREENSCREEN COLOR: MATTE TEXTURE GREEN	5	STANDING SEAM METAL ROOF MANUFACTURER: METAL SALES MODEL: MAGNA-LOC 180 COLOR: SLATE GRAY (W38)
29	PATIO FURNITURE MANUFACTURER: EMU CONTRACT SEGO #288 - ARM CHAIR, 22 A/IRON CAMBI #902 - TABLE - 36" SQ., 22 A/IRON UMBRELLA - ALUMINUM SQUARE (118" x 118") COLOR: CANOPY BEIGE STEEL BASE (24" SQ.) SILVER	6	METAL WALL PANELS MANUFACTURER: METAL SALES MODEL: EM1 - 1653 WALL PANEL COLOR: SLATE GRAY (W38)
30	STRING LIGHTS MANUFACTURER: TIVOLI LIGHTING MODEL: LITESPHERE LED, 3000K USE #2 STEEL CABLE WIRE (BY OTHERS) COLOR: CLEAR	7	STONE VENEER MANUFACTURER: ELDERADO STONE MODEL: ROUGHOUT COLOR: VINEYARD TRAIL
31	WALL LIGHT - LOADING AREAS MANUFACTURER: KIM LIGHTING MODEL: WDS WALL DIRECTOR (SMALL) - DOWN COLOR: BLT - BLACK MATTE TEXTURE	8	SIDING MANUFACTURER: HARDIE BOARD MODEL: ARTISAN SQUARE CHANNEL COLOR: PRIMED TO PAINT
33	COMPOSITE SIDING MANUFACTURER: AZEK MODEL: OPEN JOINT CLADDING COLOR: WEATHERED TEAK	9	METAL CANOPY MANUFACTURER: BY GENERAL CONTRACTOR FINISH: PAINTED COLOR: DE 6385 BLACK BEAN - SEMI GLOSS BY DUNN EDWARDS
34	CMU BLOCK MANUFACTURER: ORCO BLOCK MODEL: SPLIT FACE BLOCK COLOR: NATURAL GRAY	10	METAL FRAME FACADE COLOR: DET 590 MOODY BLUES - SEMI GLOSS BY DUNN EDWARDS
35	CMU BLOCK MANUFACTURER: ORCO BLOCK MODEL: SPLIT FACE BLOCK COLOR: BLACK 100	11	METAL TRELLIS, POST & STEEL FRAMING MANUFACTURER: BY GENERAL CONTRACTOR FINISH: PAINTED COLOR: DE 6385 BLACK BEAN - SEMI GLOSS BY DUNN EDWARDS
36	WOOD BEAM HEADER WOOD VENEER BEAM FINISH: SEMI-TRANSPARENT STAIN COLOR COLOR: RUSTIC CEDAR	12	PRECAST CONCRETE BASE MANUFACTURER: EMPIRE PRECAST FINISH: SANDSTONE COLOR: NATURAL GRAY
37	ENTRY DRIVE PAVERS MANUFACTURER: ACKERSTONE MODEL: PALERMO COLOR: ANTIQUE PEWTER	13	WOOD EAVES / FASCIA MANUFACTURER: BY GENERAL CONTRACTOR
38	METAL TRELLIS SHADE - RETRACTABLE MODEL: TRILIS SHADE - RETRACTABLE COLOR: WHITE	14	OLYMPIC COLOR: BUTTERNUT SOLID COLOR WATERPROOFING STAIN / SEALER
39	STANDING SEAM COVERED PATIO W/ METAL FRAME MANUFACTURER: METAL SALES MODEL: MAGNA-LOC 180 COLOR: SLATE GRAY (W38)	15	WALL LOUVERS MANUFACTURER: ARCHITECTURE WALL LOUVERS MODEL: 4" STANDARD BLADE COLOR: DE 6385 BLACK BEAN - SEMI GLOSS BY DUNN EDWARDS
PAINT COLORS			
A	PAINT COLOR: IGLOO DEW379 BY: DUNN EDWARDS	16	METAL BRACKETS MANUFACTURER: BY GENERAL CONTRACTOR FINISH: PAINTED COLOR: DE 6385 BLACK BEAN - SEMI GLOSS BY DUNN EDWARDS
B	PAINT COLOR: SILVERLINED DE6353 BY: DUNN EDWARDS	17	WALL SCIENCE MANUFACTURER: HESS MODEL: LED VILLAGE 375 WALL MOUNT COLOR: BLACK
C	PAINT COLOR: DRIFTING DEC770 BY: DUNN EDWARDS	18	WALL SCIENCE MANUFACTURER: INTRIGUE LIGHTING LED MODEL: LARGE METRO COLOR: BLACK
D	PAINT COLOR: SMOKEY MOUNTAIN DE6388 BY: DUNN EDWARDS	19	WALL SCIENCE MANUFACTURER: INTRIGUE LIGHTING LED MODEL: EPIC COLOR: BLACK
E	PAINT COLOR: BANK VAULT DE6383 BY: DUNN EDWARDS	20	WALL SCIENCE (SERVICE DOORS) MANUFACTURER: BEGA MODEL: 33 224 LED COLOR: BLACK
F	PAINT COLOR: SILVER SETTING DE6359 BY: DUNN EDWARDS	21	PEDESTRIAN POLE LIGHT MANUFACTURER: INTRIGUE LIGHTING LED MODEL: ELEGANT, SIDE ARM SHEPHERDS CROOK MOUNT POLE: PA3 SERIES 15' HIGH
G	PAINT COLOR: ALWAYS ALMOND BY: PPG 1099-1	22	SIGN LIGHTS MANUFACTURER: TMS LIGHTING MODEL: SIGN 18 LED COLOR: MATTE BLACK
H	PAINT COLOR: JERICO JADE BY: PPG 1142-6		TRELLIS LIGHTS MANUFACTURER: LIGHTWAY MODEL: POSW-S-LED COLOR: SATIN BLACK
J	PAINT COLOR: WEATHERED LEATHER DE6105 BY: DUNN EDWARDS		
K	PAINT COLOR: KILN DRIED DET692 BY: DUNN EDWARDS		
L	PAINT COLOR: HARTFORD GREEN BY: SHERWIN WILLIAMS		



PRELIMINARY SUBJECT TO CHANGE

HIP So-Cal Properties LLC  
2244 N. Pacific Street  
Orange, CA 92865  
TEL. (714) 637-3333

AZURE DEVELOPMENT CO.  
944 South Greenwood Avenue  
Montebello, CA 90640  
TEL. (310) 467-7408

# Harvest Landing Retail Center & Business Park

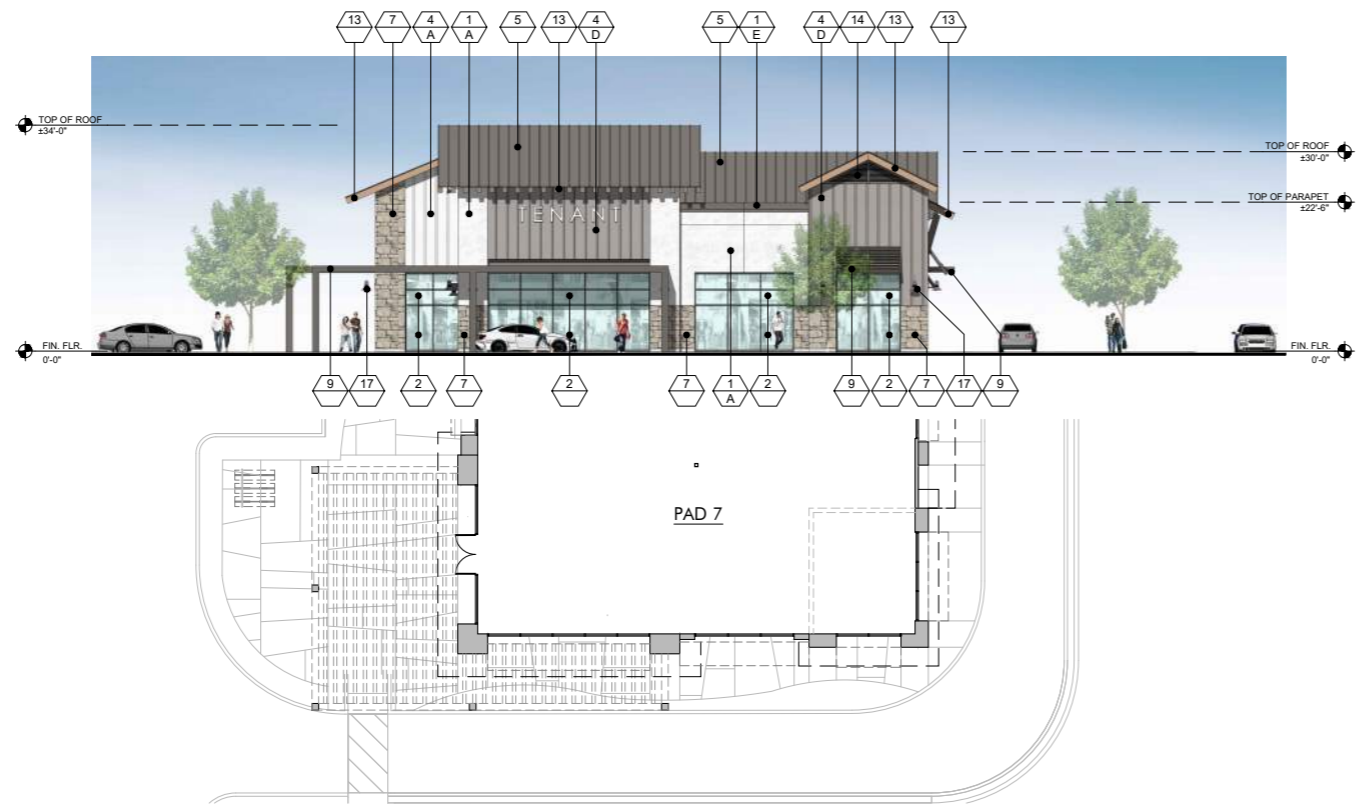
SWC Perris Blvd. & Orange Ave., Perris CA 92571

EXTERIOR ELEVATIONS  
22161MMA | 02.10.2024  
**A217**



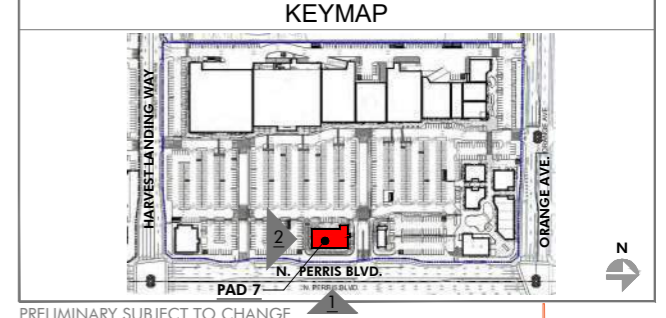


1 EAST ELEVATION - PAD 7  
SCALE: 3/32" = 1'-0"



2 SOUTH ELEVATION - PAD 7  
SCALE: 3/32" = 1'-0"

FINISH LEGEND			
KEY	MATERIAL	KEY	MATERIAL
23	TRASH RECEPTACLES MANUFACTURER: VICTOR STANLEY MODEL: SOC-36 COLOR: BLACK	1	STUCCO - SMOOTH MANUFACTURER: HIGHLAND STUCCO FINISH: STEEL TROWEL - PAINTED DUNN EDWARDS
24	BIKE RACKS MANUFACTURER: VICTOR STANLEY MODEL: FREESIA BIKE RACK COLOR: BLACK	2	STOREFRONT MANUFACTURER: ARCADIA - COLOR: #88 DARK BRONZE AB-7 STOREFRONT GLASS VITRO ARCH. GLASS - 1" CLEAR FLOAT GLASS
25	METAL AWNING MANUFACTURER: METAL SALES MODEL: MAGNA-LOC 180 MISTIQUE PLUS (W31)	2A	SPANDREL GLASS VITRO ARCH. GLASS AV933 WARN GRAY #2
26	CONCRETE PAVERS MANUFACTURER: ACKERSTONE MODEL: 4x16 - NO CHAMFER, RUNNING BOND COLOR: BELLASINA BLEND	3	BRICK VENEER MANUFACTURER: INTERSTATE BRICK MODEL: THIN MODULAR 2+8 COLOR: ARCTIC WHITE GROUT COLOR: #381 BRIGHT WHITE BY CUSTOMS BUILDING PRODUCT
27	CONCRETE PAVING MANUFACTURER: BY GENERAL CONTRACTOR FINISH: ACID WASH FINISH, SAW CUT LINES. COLOR: NATURAL GRAY	4	BATTEN BOARD SIDING MANUFACTURER: HARDIE BOARD MODEL: HARDIE PLANK SMOOTH VERTICAL PANELS (10' x 4' x 5') W/ TRIM BOARDS (1" x 3.5") COLOR: PRIMED AND PAINTED W/ 2-COATS FLAT ACRYLIC LATEX - EGGSHELL BY DUNN EDWARDS BATTEN SPACING AT 12" CENTER TO CENTER.
28	GREENSCREEN MANUFACTURER: GREENSCREEN COLOR: MATTE TEXTURE GREEN	5	STANDING SEAM METAL ROOF MANUFACTURER: METAL SALES MODEL: MAGNA-LOC 180 COLOR: SLATE GRAY (W38)
29	PATIO FURNITURE MANUFACTURER: EMU CONTRACT SEGO #288 - ARM CHAIR, 22 A/IRON CAMBI #802 - MESH TABLE - 30" SQ., 22 A/IRON UMBRELLA - ALUMINUM SQUARE (118" x 118") COLOR: CANOPY BEIGE STEEL BASE (24" SQ.) SILVER	6	METAL WALL PANELS MANUFACTURER: METAL SALES MODEL: EM1 - 1653 WALL PANEL COLOR: SLATE GRAY (W38)
30	STRING LIGHTS MANUFACTURER: TIVOLI LIGHTING MODEL: LITESPHERE LED, 3000K USE #2 STEEL CABLE WIRE (BY OTHERS) COLOR: CLEAR	7	STONE VENEER MANUFACTURER: ELDERADO STONE MODEL: ROUGHOUT COLOR: VINEYARD TRAIL
31	WALL LIGHT - LOADING AREAS MANUFACTURER: KIM LIGHTING MODEL: W35 WALL DIRECTOR (SMALL) - DOWN COLOR: BLT - BLACK MATTE TEXTURE	8	SIDING MANUFACTURER: HARDIE BOARD MODEL: ARTISAN SQUARE CHANNEL COLOR: PRIMED TO PAINT
33	COMPOSITE SIDING MANUFACTURER: AZEK MODEL: OPEN JOINT CLADDING COLOR: WEATHERED TEAK	9	METAL CANOPY MANUFACTURER: BY GENERAL CONTRACTOR FINISH: PAINTED COLOR: DE 6385 BLACK BEAN - SEMI GLOSS BY DUNN EDWARDS
34	CMU BLOCK MANUFACTURER: ORCO BLOCK MODEL: SPLIT FACE BLOCK COLOR: NATURAL GRAY	10	METAL FRAME FACADE COLOR: DET 580 MOODY BLUES - SEMI GLOSS BY DUNN EDWARDS
35	CMU BLOCK MANUFACTURER: ORCO BLOCK MODEL: SPLIT FACE BLOCK COLOR: BLACK 100	11	METAL TRELLIS, POST & STEEL FRAMING MANUFACTURER: BY GENERAL CONTRACTOR FINISH: PAINTED COLOR: DE 6385 BLACK BEAN - SEMI GLOSS BY DUNN EDWARDS
36	WOOD BEAM HEADER WOOD VENEER BEAM FINISH: SEMI-TRANSPARENT STAIN COLOR COLOR: RUSTIC CEDAR	12	PRECAST CONCRETE BASE MANUFACTURER: EMPIRE PRECAST FINISH: SANDSTONE COLOR: NATURAL GRAY
37	ENTRY DRIVE PAVERS MANUFACTURER: ACKERSTONE MODEL: PALERMO COLOR: ANTIQUE PEWTER	13	WOOD EAVES / FASCIA MANUFACTURER: BY GENERAL CONTRACTOR
38	MANUFACTURER: FX SHADE OR EQUAL MODEL: TRELLIS SHADE - RETRACTABLE COLOR: WHITE	14	OLYMPIC COLOR: BUTTERNUT SOLID COLOR WATERPROOFING STAIN / SEALER
39	STANDING SEAM COVERED PATIO W/ METAL FRAME MANUFACTURER: METAL SALES MODEL: MAGNA-LOC 180 COLOR: SLATE GRAY (W38)	15	WALL LOUVERS MANUFACTURER: ARCHITECTURE WALL LOUVERS MODEL: 4" STANDARD BLADE COLOR: DE 6385 BLACK BEAN - SEMI GLOSS BY DUNN EDWARDS
PAINT COLORS			
A	PAIN COLOR: IGLOO DEW379 BY: DUNN EDWARDS	16	METAL BRACKETS MANUFACTURER: BY GENERAL CONTRACTOR FINISH: PAINTED COLOR: DE 6385 BLACK BEAN - SEMI GLOSS BY DUNN EDWARDS
B	PAIN COLOR: SILVERLINED DE6353 BY: DUNN EDWARDS	17	WALL SCIENCE MANUFACTURER: HESS MODEL: LED VILLAGE 375 WALL MOUNT COLOR: BLACK
C	PAIN COLOR: DRIFTING DEC770 BY: DUNN EDWARDS	18	WALL SCIENCE MANUFACTURER: INTRIGUE LIGHTING LED MODEL: LARGE METRO COLOR: BLACK
D	PAIN COLOR: SMOKEY MOUNTAIN DE6388 BY: DUNN EDWARDS	19	WALL SCIENCE MANUFACTURER: INTRIGUE LIGHTING LED MODEL: EPIC COLOR: BLACK
E	PAIN COLOR: BANK VAULT DE6383 BY: DUNN EDWARDS	20	WALL SCIENCE (SERVICE DOORS) MANUFACTURER: BEGA MODEL: 33 224 LED COLOR: BLACK
F	PAIN COLOR: SILVER SETTING DE6359 BY: DUNN EDWARDS	21	PEDESTRIAN POLE LIGHT MANUFACTURER: INTRIGUE LIGHTING LED MODEL: ELEGANT, SIDE ARM SHEPHERDS CROOK MOUNT POLE: PA3 SERIES 15' HIGH
G	PAIN COLOR: ALWAYS ALMOND BY: PPG 1099-1	22	SIGN LIGHTS MANUFACTURER: TMS LIGHTING MODEL: SIGN 18 LED COLOR: MATTE BLACK
H	PAIN COLOR: JERICO JADE BY: PPG 1142-6		TRELLIS LIGHTS MANUFACTURER: LIGHTWAY MODEL: POSW-S-LED COLOR: SATIN BLACK
J	PAIN COLOR: WEATHERED LEATHER DE6105 BY: DUNN EDWARDS		
K	PAIN COLOR: KILN DRIED DET692 BY: DUNN EDWARDS		
L	PAIN COLOR: HARTFORD GREEN BY: SHERWIN WILLIAMS		



HIP So-Cal Properties LLC  
2244 N. Pacific Street  
Orange, CA 92865  
TEL. (714) 637-3333

AZURE DEVELOPMENT CO.  
944 South Greenwood Avenue  
Montebello, CA 90640  
TEL. (310) 467-7408

Harvest Landing Retail Center & Business Park  
SWC Perris Blvd. & Orange Ave., Perris CA 92571

EXTERIOR ELEVATIONS  
22161MMA | 02.10.2025  
**A218**

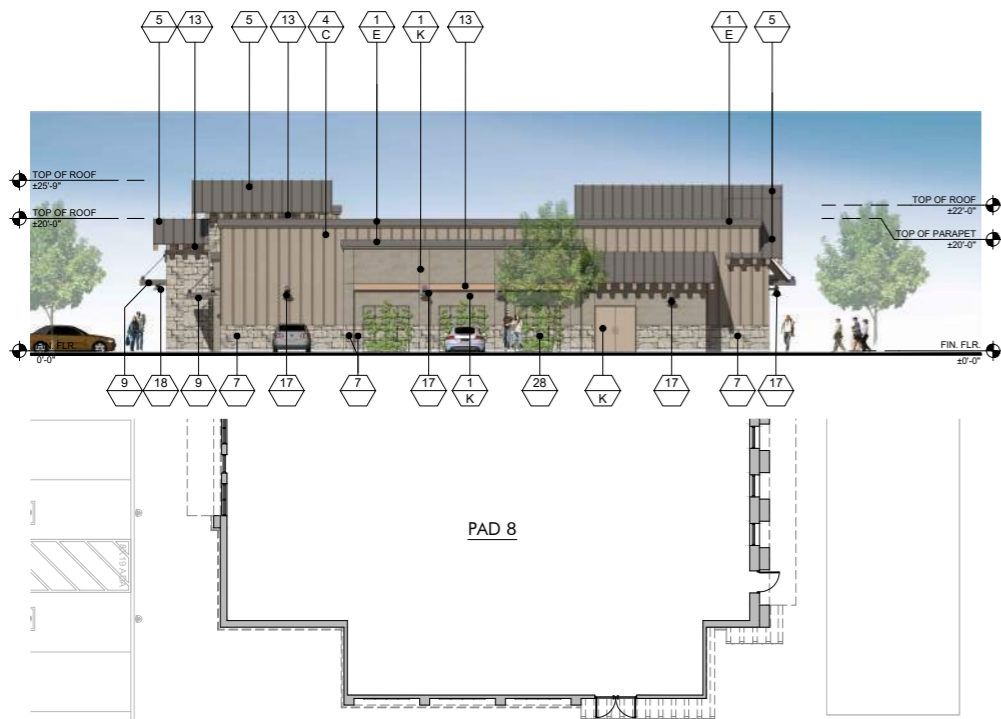




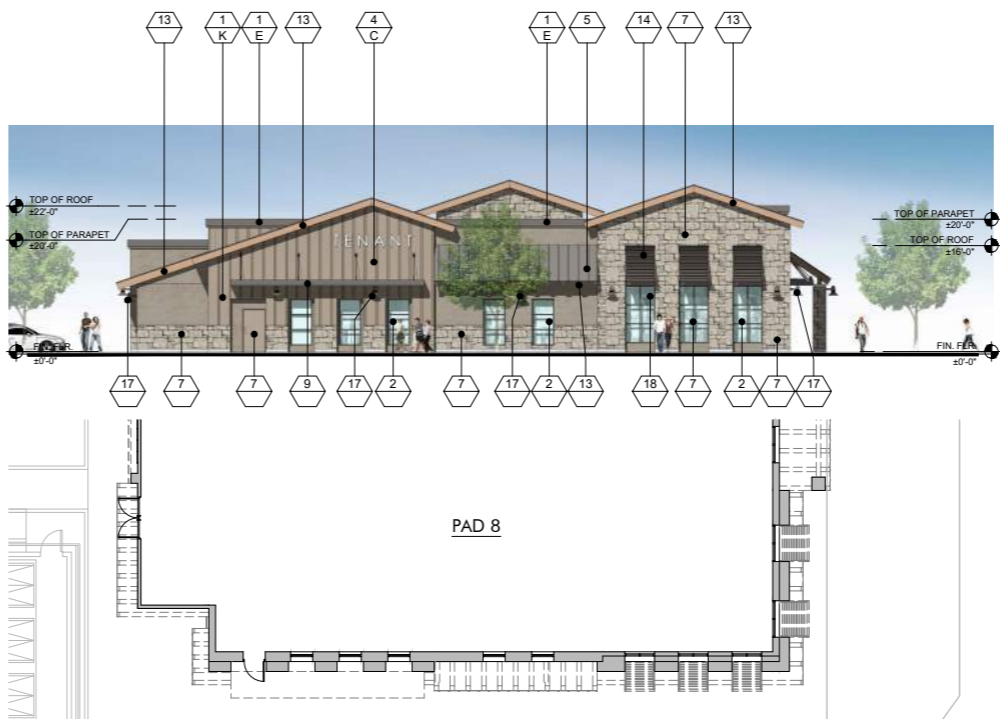
**2 EAST ELEVATION - PAD 8**  
SCALE: 3/32" = 1'-0"



**1 NORTH ELEVATION - PAD 8**  
SCALE: 3/32" = 1'-0"

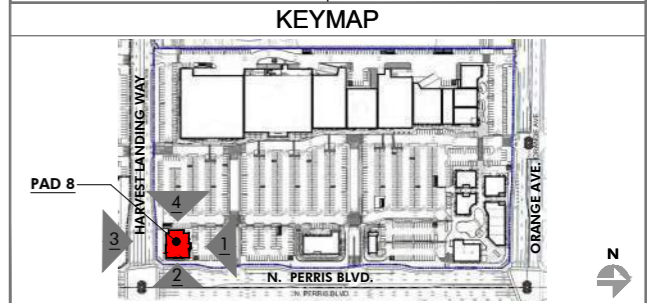


**4 WEST ELEVATION - PAD 8**  
SCALE: 3/32" = 1'-0"



**3 SOUTH ELEVATION - PAD 8**  
SCALE: 3/32" = 1'-0"

FINISH LEGEND			
KEY	MATERIAL	KEY	MATERIAL
23	TRASH RECEPTACLES MANUFACTURER: VICTOR STANLEY MODEL: SDC-36 COLOR: BLACK	1	STUCCO - SMOOTH MANUFACTURER: HIGHLAND STUCCO FINISH: STEEL TROWEL - PAINTED DUNN EDWARDS
24	BIKE RACKS MANUFACTURER: VICTOR STANLEY MODEL: FREESIA BIKE RACK COLOR: BLACK	2	STOREFRONT MANUFACTURER: ARCADIA - COLOR: #88 DARK BRONZE AB-7 STOREFRONT GLASS VITRO ARCH. GLASS - 1" CLEAR FLOAT GLASS
25	METAL AWNING MANUFACTURER: METAL SALES MODEL: MAGNA-LOC 180 COLOR: MISTIQUE PLUS (W31)	2A	SPANDREL GLASS VITRO ARCH. GLASS AV933 WARN GRAY #2
26	CONCRETE PAVERS MANUFACTURER: ACKERSTONE MODEL: 4x16 - NO CHAMFER, RUNNING BOND COLOR: BELLASINA BLEND	3	BRICK VENEER MANUFACTURER: INTERSTATE BRICK MODEL: THIN MODULAR 2 1/4 COLOR: ARCTIC WHITE GROUT COLOR: #81 BRIGHT WHITE BY CUSTOMS BUILDING PRODUCT
27	CONCRETE PAVING MANUFACTURER: BY GENERAL CONTRACTOR FINISH: ACID WASH FINISH, SAW CUT LINES. COLOR: NATURAL GRAY	4	BATTEN BOARD SIDING MANUFACTURER: HARDIE BOARD MODEL: HARDIE PLANK SMOOTH VERTICAL PANELS (10' x 4' x 5/8") W/ TRIM BOARDS (1" x 3.5") COLOR: PRIMED AND PAINTED W/ 2-COATS FLAT ACRYLIC LATEX - EGGSHELL BY DUNN EDWARDS BATTEN SPACING AT 12" CENTER TO CENTER.
28	GREENSCREEN MANUFACTURER: GREENSCREEN COLOR: MATTE TEXTURE GREEN	5	STANDING SEAM METAL ROOF MANUFACTURER: METAL SALES MODEL: MAH 180 COLOR: SLATE GRAY (W38)
29	PATIO FURNITURE MANUFACTURER: EMU CONTRACT SEGO #288 - ARM CHAIR, 22 A/ IRON CAMBI #902 - MESH TABLE - 36" SQ., 22 A/ IRON UMBRELLA - ALUMINUM SQUARE (118" x 118") COLOR: CANOPY BEIGE STEEL BASE (24" SQ.) SILVER	6	METAL WALL PANELS MANUFACTURER: METAL SALES MODEL: EM1 - 1653 WALL PANEL COLOR: SLATE GRAY (W38)
30	STRING LIGHTS MANUFACTURER: TINDLI LIGHTING MODEL: LITESPHERE LED, 3000K USE 3/8" STEEL CABLE WIRE (BY OTHERS) COLOR: CLEAR	7	STONE VENEER MANUFACTURER: ELDERADO STONE MODEL: ROUGHOUT COLOR: VINEYARD TRAIL
31	WALL LIGHT - LOADING AREAS MANUFACTURER: KIM LIGHTING MODEL: W35 WALL DIRECTOR (SMALL) - DOWN COLOR: BLT - BLACK MATTE TEXTURE	8	SIDING MANUFACTURER: HARDIE BOARD MODEL: ARTISAN SQUARE CHANNEL COLOR: PRIMED TO PAINT
33	COMPOSITE SIDING MANUFACTURER: AZEK MODEL: OPEN JOINT CLADDING COLOR: WEATHERED TEAK	9	METAL CANOPY MANUFACTURER: BY GENERAL CONTRACTOR FINISH: PAINTED COLOR: DE 6385 BLACK BEAN - SEMI GLOSS BY DUNN EDWARDS
34	CMU BLOCK MANUFACTURER: ORCO BLOCK MODEL: SPLIT FACE BLOCK COLOR: NATURAL GRAY	10	METAL FRAME FACADE COLOR: DET 580 MOODY BLUES - SEMI GLOSS BY DUNN EDWARDS
35	CMU BLOCK MANUFACTURER: ORCO BLOCK MODEL: SPLIT FACE BLOCK COLOR: BLACK 100	11	METAL TRELLIS, POST & STEEL FRAMING MANUFACTURER: BY GENERAL CONTRACTOR FINISH: PAINTED COLOR: DE 6385 BLACK BEAN - SEMI GLOSS BY DUNN EDWARDS
36	WOOD BEAM HEADER WOOD VENEER BEAM FINISH: SEMI-TRANSPARENT STAIN COLOR COLOR: RUSTIC CEDAR	12	PRECAST CONCRETE BASE MANUFACTURER: EMPIRE PRECAST FINISH: SANDSTONE COLOR: NATURAL GRAY
37	ENTRY DRIVE PAVERS MANUFACTURER: ACKERSTONE MODEL: PALERMO COLOR: ANTIQUE PEWTER	13	WOOD EAVES / FASCIA MANUFACTURER: BY GENERAL CONTRACTOR COLOR: BUTTERNUT SOLID COLOR WATERPROOFING STAIN / SEALER
38	MANUFACTURER: FX SHADE OR EQUAL MODEL: TRELLIS SHADE - RETRACTABLE COLOR: WHITE	14	WALL LOUVERS MANUFACTURER: ARCHITECTURE WALL LOUVERS MODEL: 4" STANDARD BLADE COLOR: DE 6385 BLACK BEAN - SEMI GLOSS BY DUNN EDWARDS
39	STANDING SEAM COVERED PATIO W/ METAL FRAME MANUFACTURER: METAL SALES MODEL: MAGNA-LOC 180 COLOR: SLATE GRAY (W38)	15	METAL BRACKETS MANUFACTURER: BY GENERAL CONTRACTOR FINISH: PAINTED COLOR: DE 6385 BLACK BEAN - SEMI GLOSS BY DUNN EDWARDS
PAINT COLORS		16	WALL SCONCE MANUFACTURER: HESS MODEL: LED VILLAGE 375 WALL MOUNT COLOR: BLACK
A	PAINT COLOR: IGLOO DEW379 BY: DUNN EDWARDS	17	WALL SCONCE MANUFACTURER: INTRIGUE LIGHTING LED MODEL: LARGE METRO COLOR: BLACK
B	PAINT COLOR: SILVERLINED DE6353 BY: DUNN EDWARDS	18	WALL SCONCE MANUFACTURER: INTRIGUE LIGHTING LED MODEL: EPIC COLOR: BLACK
C	PAINT COLOR: DRIFTING DEC770 BY: DUNN EDWARDS	19	WALL SCONCE (SERVICE DOORS) MANUFACTURER: BEGA MODEL: 33 224 LED COLOR: BLACK
D	PAINT COLOR: SMOKEY MOUNTAIN DE6388 BY: DUNN EDWARDS	20	PEDESTRIAN POLE LIGHT MANUFACTURER: INTRIGUE LIGHTING LED MODEL: ELEGANT, SIDE ARM SHEPHERDS CROOK MOUNT POLE: PA3 SERIES 15' HIGH
E	PAINT COLOR: BANK VAULT DE6383 BY: DUNN EDWARDS	21	SIGN LIGHTS MANUFACTURER: TMS LIGHTING MODEL: SIGN 18 LED COLOR: MATTE BLACK
F	PAINT COLOR: SILVER SETTING DE6359 BY: DUNN EDWARDS	22	TRELLIS LIGHTS MANUFACTURER: LIGHTWAY MODEL: POSW-S-LED COLOR: SATIN BLACK
G	PAINT COLOR: ALWAYS ALMOND BY: PPG 1099-1		
H	PAINT COLOR: JERICHO JADE BY: PPG 1142-6		
J	PAINT COLOR: WEATHERED LEATHER DE6105 BY: DUNN EDWARDS		
K	PAINT COLOR: KILN DRIED DET692 BY: DUNN EDWARDS		
L	PAINT COLOR: HARTFORD GREEN BY: SHERWIN WILLIAMS		



PRELIMINARY SUBJECT TO CHANGE

HIP So-Cal Properties LLC  
2244 N. Pacific Street  
Orange, CA 92865  
TEL. (714) 637-3333

AZURE DEVELOPMENT CO.  
944 South Greenwood Avenue  
Montebello, CA 90640  
TEL. (310) 467-7408

Harvest Landing Retail Center & Business Park  
SWC Perris Blvd. & Orange Ave., Perris CA 92571

EXTERIOR ELEVATIONS  
22161MMA | 02.10.2025  
**A219**

