



OUR TEAM

D.R. HORTON

Contact: Ryan Woosley | Project Manager
 980 Montecito Drive Suite 300,
 Corona, CA 92879
 951.739.5441 | www.drhorton.com

WHA. Architects . Planners . Designers .

Contact: Jeff Johnson
 200 Commerce, Suite 200
 Irvine, CA 92602
 949.250.0607 | www.WHAinc.com

CIVIL | SP2 & Company

Contact: Henry "Hank" Lozano
 451 W. Lambert Rd, #216
 Brea, CA 92821
 714.490.1514 | www.sp2inc.com

Landscape Architect | SJA

Contact: Jack Norton
 7859 Sitio Coco
 Carlsbad, CA 92009
 949.276.6500 | www.sjainc.com

SHEET INDEX:

LP	Landscape Site Plan	2.4	Building 400A Building Elevations - Spanish
R.1	View off Wilson Aveune	2.5	Building 400B Building Elevations - Italianate
1.1	Unit Plan 1.1600	3.1	Building 500A Building Composite - Spanish
1.2	Unit Plan 2.1628	3.2	Building 500B Building Composite - Italianate
1.3	Unit Plan 3.1654	3.3	Building 500 Roof Plans
1.4	Building 300A Building Composite - Spanish	3.4	Building 500A Building Elevations - Spanish
1.5	Building 300B Building Composite - Italianate	3.5	Building 500B Building Elevations - Italianate
1.6	Building 300 Roof Plans	3.6	Elevation Enhancements - Sides
1.7	Building 300A Building Elevations - Spanish	3.7	Clubhouse Floor Plans
1.8	Building 300B Building Elevations - Italianate	3.8	Clubhouse Floor Plans
2.1	Building 400A Building Composite - Spanish	CM.1	Color & Materials A - Spanish Color Schemes
2.2	Building 400B Building Composite - Italianate	CM.2	Color & Materials B - Italianate Color Schemes
2.3	Building 400 Roof Plans		



Note: Artist's Conception; Colors, Materials And Application May Vary.

ACACIA POINTE

PERRIS, CA

DESIGN REVIEW

© 2023 WILLIAM HEZMALCH ARCHITECTS, INC. dba WHA. | 2021239 | 07-22-25

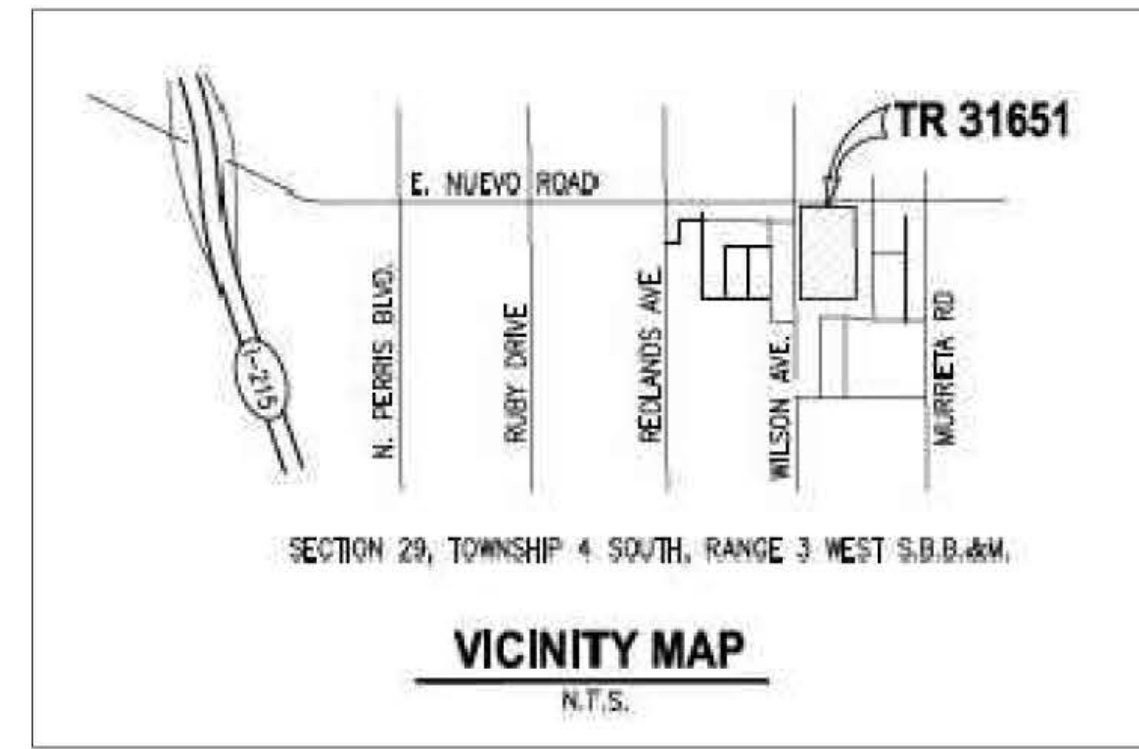
ARCHITECTS . PLANNERS . DESIGNERS



ORANGE COUNTY . LOS ANGELES . BAY AREA . SACRAMENTO

ACACIA (TR 38775)

D-R HORTON America's Builder SITE PLAN



6' H. SPLIT FACE BLOCK WALL W/ PLASTERS @ 82" O.C. SET BACK 6' FROM PROP. LINE.



TREE CLEARANCE NOTES

- THE FOLLOWING MINIMUM CLEARANCES SHALL BE ADHERED MAINTAINED:
- A. 8' FROM TRANSFORMERS, CABLE AND PULL BOXES
 - B. 5' FROM MAILBOXES
 - C. 5' FROM HYDRANTS (ALL SIDES)
 - D. 5' FROM DRIVEWAYS
 - E. 10' FROM TRAFFIC AND DIRECTIONAL SIGNS
 - F. 10' MINIMUM FROM STREETLIGHTS AND OTHER UTILITY POLES
 - K. MINIMUM 25' FROM STREET INTERSECTION OR AS APPROVED BY THE TRAFFIC ENGINEER
 - L. MINIMUM 10' STREETLIGHT AND STOP SIGN OR CLEARANCE DETERMINED BY LOCAL JURISDICTION
 - M. LINE OF SIGHT AT INTERSECTIONS SHALL BE REVIEWED AND DETERMINED BY TRAFFIC ENGINEER OR PER LOCAL CODE.
 - N. ROOT BARRIER SHALL BE INSTALLED ON ALL TREES WITHIN 6' OF HARDSCAPE. ROOT BARRIER SHALL NOT ENCIRCLE THE TREE ROOTBALL BUT SHALL BE LOCATED AT EDGE OF HARDSCAPE AND EXTEND BEYOND CENTER OF TREE A MINIMUM OF 10' IN EACH DIRECTION.

Open Space Description	Qty	Unit	Percentage
SHRUB AREA:	69,549	SF.	39.29%
TURF AREA:	4,599	SF.	2.60%
TOT LOT:	1,551	SF.	0.88%
POOL AREA:	4,690	SF.	2.65%
CORN HOLE AREA	1,149	SF.	0.65%
DOG PARK	1,869	SF.	1.06%
SEATING AREA	1,766	SF.	1.00%
CLUB HOUSE	1,669	SF.	0.94%
D.G. TRAIL:	2,405	SF.	1.36%
OVERHEAD STRUCTURE:	378	SF.	0.21%
SIDEWALK & ENTRY PATH:	30,807	SF.	17.41%
BASIN 'A'	30,432	SF.	17.19%
BASIN 'B'	26136	SF.	14.77%
TOTAL COMMON AREA:	177,000	SF.	
LMD AREA			
CONCRETE SIDEWALK:	5,917	SF.	31.71%
LANDSCAPE AREA:	12,743	SF.	68.29%
TOTAL LMD AREA:	18,660	SF.	
TOTAL:	195,660	SF.	

PLANTING LEGEND (HOA)

BOTANICAL NAME	COMMON NAME	SIZE	QTY.	WUCOLS	MATURE SIZE
TREES					
PINUS ELIDARICA	AFGHAN PINE	24" BOX STD. W/ 2" CALIPER	26	L - 0.3	15'
PRUNUS CAROLINIANA	CAROLINA CHERRY	36" BOX STD. W/ 3" CALIPER	27	L - 0.3	15'
CHITALPA T. 'PINK DAWN'	PINK DAWN CHITALPA	24" BOX STD. W/ 2" CALIPER	39	M - 0.4	20'
MAGNOLIA 'LITTLE GEM'	LITTLE GEM MAGNOLIA	36" BOX MATCHED	18	L - 0.3	15'
CERCIDIUM 'DESERT MUSEUM'	PALO VERDE	36" BOX STD. W/ 3" CALIPER	29	L - 0.3	15'
LAURUS 'SARATOGA'	SARATOGA LAUREL	24" BOX STD. W/ 1.5" CALIPER	59	M - 0.4	22'
QUERCUS AGRIFOLIA	COAST LIVE OAK	36" BOX STD. W/ 3" CALIPER	10	L - 0.3	40'
ARBUTUS MARINA	MARINA STRAWBERRY TREE	36" BOX STD. W/ 3" CALIPER	57	L - 0.3	40'
ARBUTUS MARINA	MARINA STRAWBERRY TREE	36" BOX MATCHED W/ 3" CAL.	16	L - 0.3	40'
SHRUBS					
JUNCUS PATENS 'BLUE ELK'	BLUE SEDGE	1 GALLON @ 18" O.C.	1,284	L - 0.3	
BACCHARIS 'TWIN PEAKS II'	DWARF COYOTE BUSH	1 GALLON @ 48" O.C.	902	L - 0.3	
DIANELLA REVOLUTA 'LITTLE REV DR5000'	DWARF FLAX LILLY	5 GALLON @ 30" O.C.	1,324	L - 0.3	
WESTRINGIA FRUTICOSA 'WYNABBE GEM'	COAST ROSEMARY	5 GALLON @ 3'-6" O.C.	141	L - 0.3	
ALOE 'BLUE ELF'	DWARF ALOE	1 GALLON @ 18" O.C.	5,254 S.F.	L - 0.3	
CALLISTEMON 'LITTLE JOHN'	DWARF BOTTLEBRUSH	5 GALLON @ 36" O.C.	168	L - 0.3	
ROSMARINUS O. 'TUSCAN BLUE'	TUSCAN BLUE ROSEMARY	5 GALLON @ 36" O.C.	138	L - 0.3	
ANIGOZANTHOS 'DWARF ORANGE'	DWARF ORANGE KANGAROO PAW	1 GALLON @ 24" O.C.	1,669	L - 0.3	
ARBUTUS UNEDO 'COMPACTA'	DWARF STRAWBERRY TREE	5 GALLON @ 3'-6" O.C.	738	L - 0.3	
LEUCOPHYLLUM F. 'GREEN CLOUD'	GREEN CLOUD SAGE	5 GALLON @ 48" O.C.	78	L - 0.3	
WESTRINGIA MUNDII	COAST ROSEMARY	5 GALLON @ 36" O.C.	468	L - 0.3	
PODOCARPUS 'ICEE BLUE'	ICEE BLUE YEW	15 GALLON AS SHOWN	153	M - 0.4	
PRUNUS C. 'COMPACTA'	CAROLINA LAUREL CHERRY	15 GAL. COLUMNAR AS SHOWN	25	M - 0.4	
AGAVE ATTENUATA	SMOOTH AGAVE	5 GALLON @ 24" O.C.	76	M - 0.4	
CAESALPINIA PULCHERRIMA	RED BIRD OF PARADISE	5 GALLON @ 5'-0" O.C.	193	M - 0.4	
CRASSULA 'MINIMA'	DWARF JADE PLANT	1 GALLON @ 18" O.C.	2,170 S.F.	M - 0.4	
NERIUM 'PETITE PINK'	DWARF OLEANDER	5 GALLON @ 30" O.C.	666	M - 0.4	
CAREX TUMULICOLA	SEDGE	6" POTS @ 24" O.C.	703	M - 0.4	
CUPRESSUS S. 'MONSHEL'	TINY TOWERS CYPRESS	15 GALLON AS SHOWN	36	M - 0.4	
ACACIA 'LOWBOY'	SPREADING ACACIA	1 GALLON @ 6" O.C.	282	L - 0.3	
VINES & GROUND COVER					
MARATHON III	SODDED TURF	SOD	1,370 S.F.	H - 0.75	
SENECIO SERPENS	BLUE CHALKSTICKS	FLATS @ 12" O.C.	2,031 S.F.	L - 0.3	

NOTE: ALTERNATIVE PLANT MATERIAL TO BE APPROVED BY LANDSCAPE ARCHITECT PRIOR TO PURCHASE OR INSTALLATION

PLANTING LEGEND (LMD)


BOTANICAL NAME	COMMON NAME	SIZE	QTY.	WUCOLS	MATURE SIZE
TREES					
MAGNOLIA GRANDIFLORA	SOUTHERN MAGNOLIA	36" BOX STD. W/ 3" CALIPER	12	M - 0.4	25'
PLATANUS ACERIFOLIA	LONDON PLANE TREE	36" BOX STD. W/ 3" CALIPER	11	M - 0.4	30'
SHRUBS					
ANIGOZANTHOS 'DWARF ORANGE'	DWARF ORANGE KANGAROO PAW	1 GALLON @ 24" O.C.	321	L - 0.3	
BACCHARIS 'TWIN PEAKS II'	DWARF COYOTE BUSH	1 GALLON @ 48" O.C.	83	L - 0.3	
ROSMARINUS O. 'PROSTRATUS'	CREeping ROSEMARY	1 GALLON @ 36" O.C.	441	L - 0.3	
LEUCOPHYLLUM F. 'GREEN CLOUD'	GREEN CLOUD SAGE	5 GALLON @ 48" O.C.	174	L - 0.3	
SENECIO SERPENS	BLUE CHALKSTICKS	6" POT @ 18" O.C.	427	L - 0.3	
CALLISTEMON 'LITTLE JOHN'	DWARF BOTTLEBRUSH	5 GALLON @ 36" O.C.	246	L - 0.3	
AGAVE ATTENUATA	SMOOTH AGAVE	1 GALLON @ 24" O.C.	33	L - 0.3	
ANIGOZANTHOS 'DWARF ORANGE'	DWARF ORANGE KANGAROO PAW	5 GALLON @ 24" O.C.	60	L - 0.3	
ARBUTUS UNEDO 'COMPACTA'	DWARF STRAWBERRY TREE	5 GALLON @ 48" O.C.	25	L - 0.3	

NOTE: ALTERNATIVE PLANT MATERIAL TO BE APPROVED BY LANDSCAPE ARCHITECT PRIOR TO PURCHASE OR INSTALLATION

- ### NOTES:
- A. ALL PLANT MATERIAL WILL BE SELECTED FROM THE RIVERSIDE COUNTY CALIFORNIA FRIENDLY PLANT MATERIALS LIST.
 - B. ALL PLANTING AREAS WILL RECEIVE 3" DEEP MED. GRIND RECYCLED WOOD MULCH.
 - C. ALL SHRUB AREAS WILL BE IRRIGATED WITH DRIP IRRIGATION, TURF AREAS WILL BE IRRIGATED WITH A COMBINATION OF DRIP AND SPRAY IRRIGATION AND CONTROLLED WITH ET BASED CONTROLLERS.



7859 STEE COCO
CARLSBAD, CA 92009
TEL 949 437 8000 FAX 949 437 8005
www.sja.com.net
July 01, 2025



ACACIA POINTE

PERRIS, CA



LP

NOT TO SCALE

DESIGN REVIEW

ARCHITECTS . PLANNERS . DESIGNERS

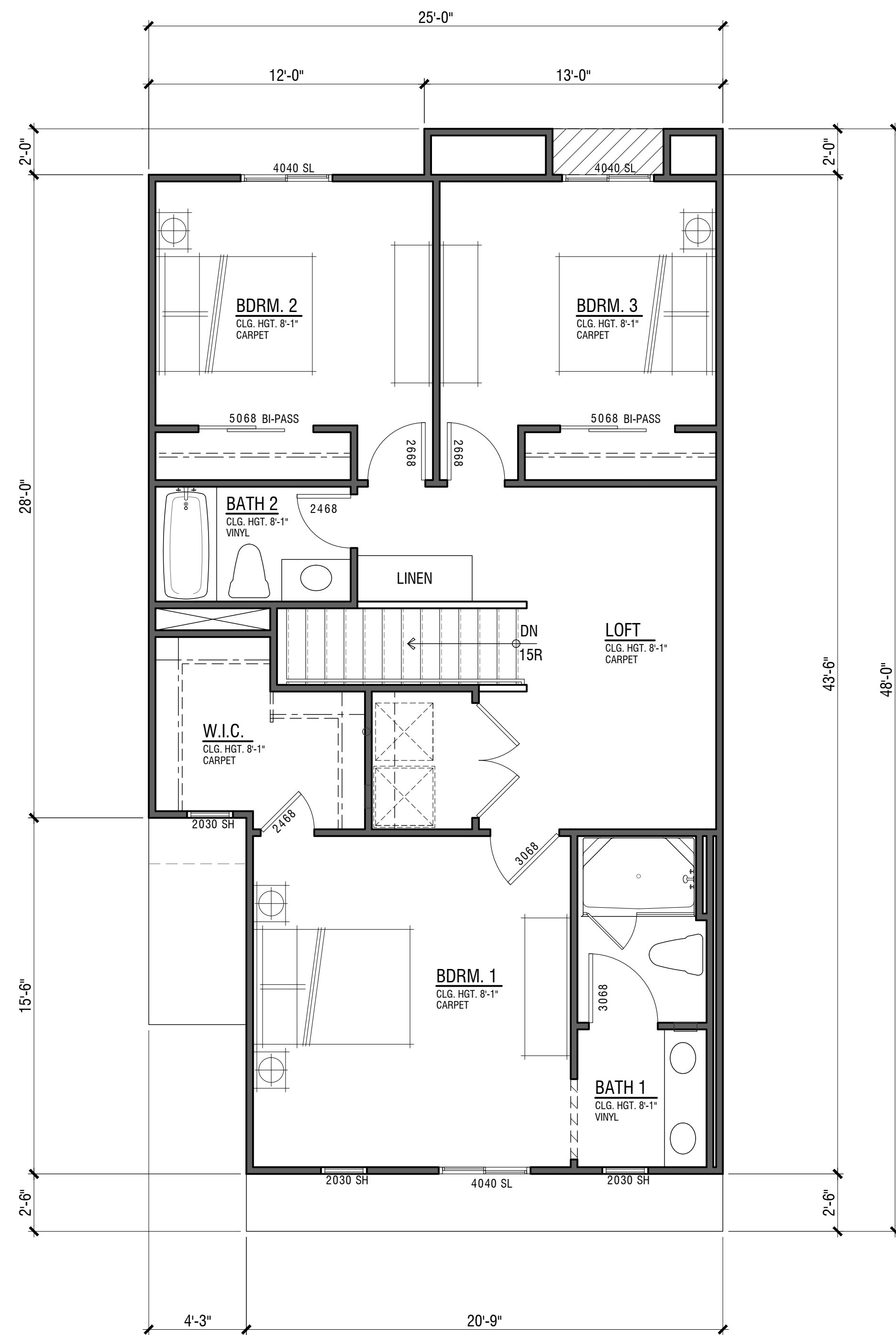




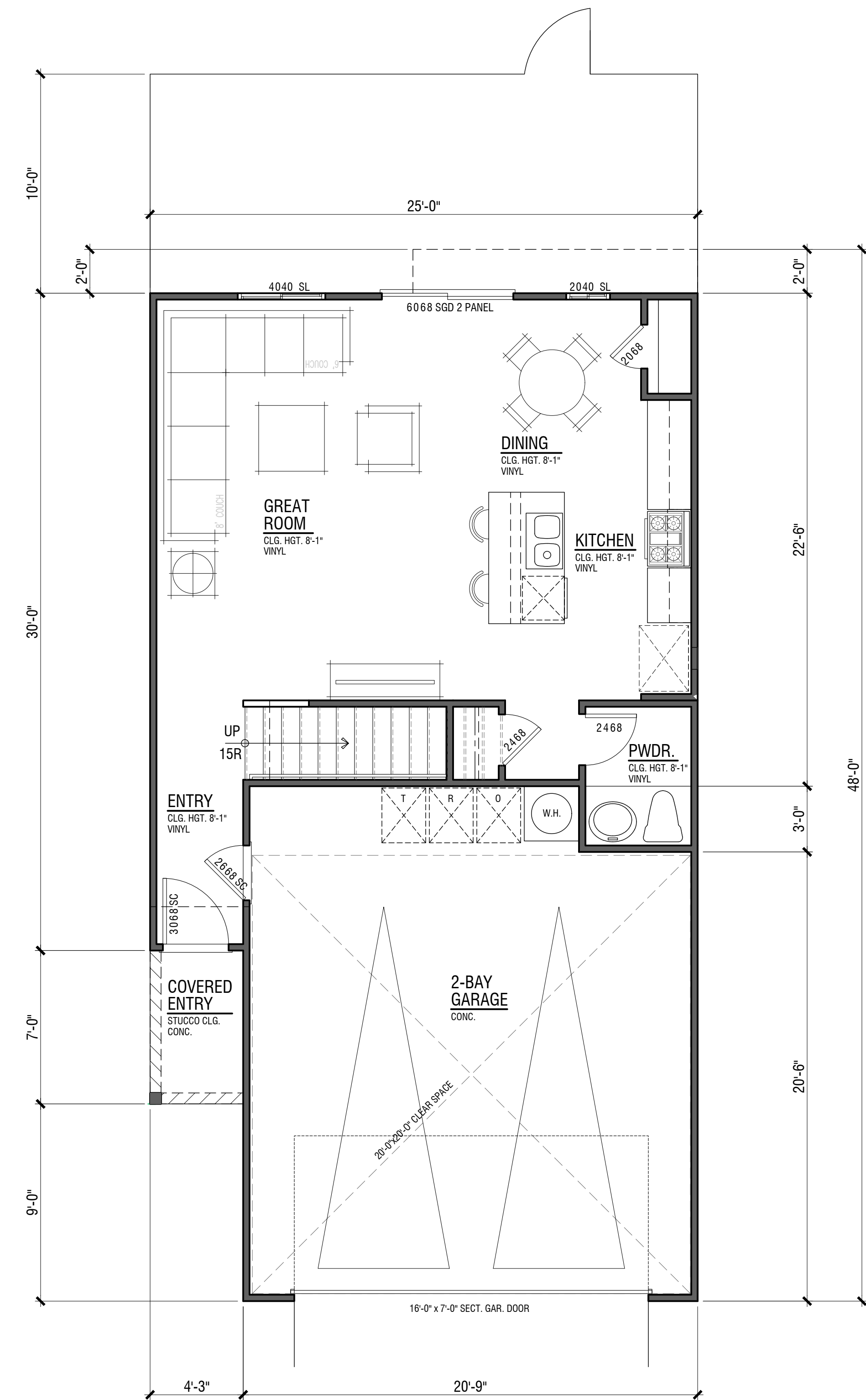
View from Wilson Avenue

ACACIA POINTE

PERRIS, CA



PLAN 1A
SECOND FLOOR - 987 S.F.



PLAN 1A / 1B
FIRST FLOOR - 613 S.F.

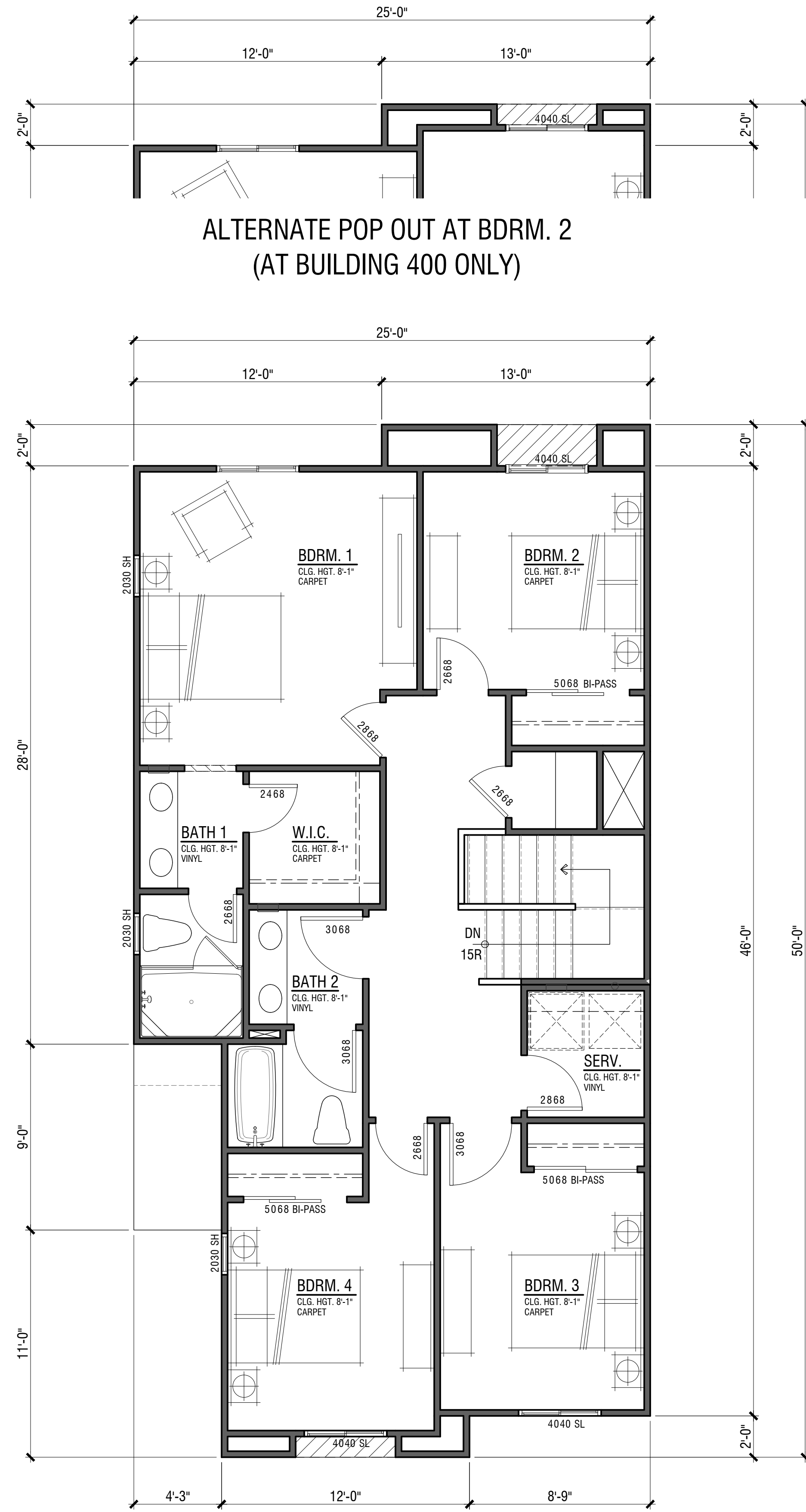
Plan 1.1600

3 Bdrm | 2.5 Bath
2- Bay Garage |
1,600 S.F.
8' | 8' Plates

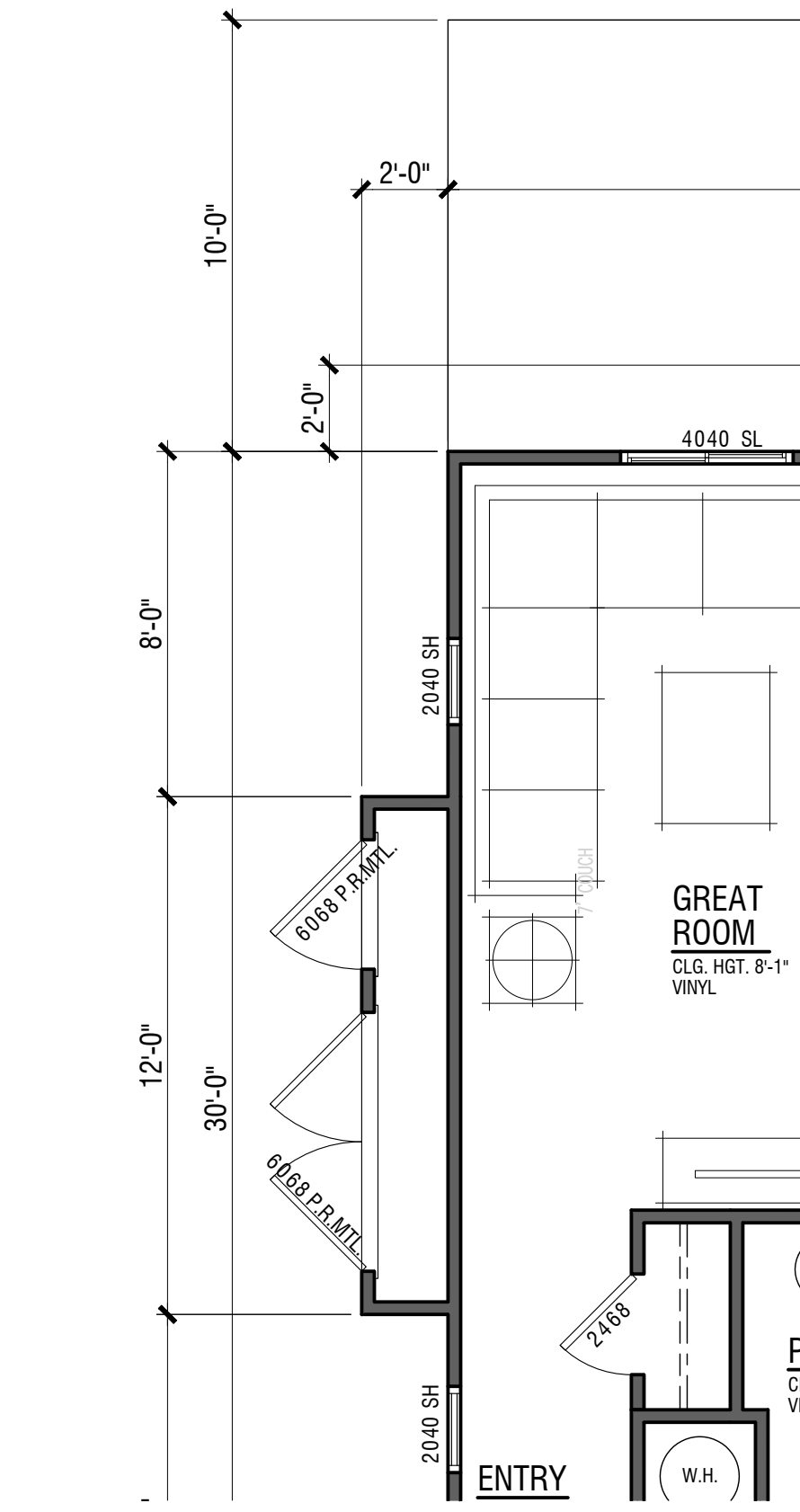
Townhomes

ACACIA POINTE

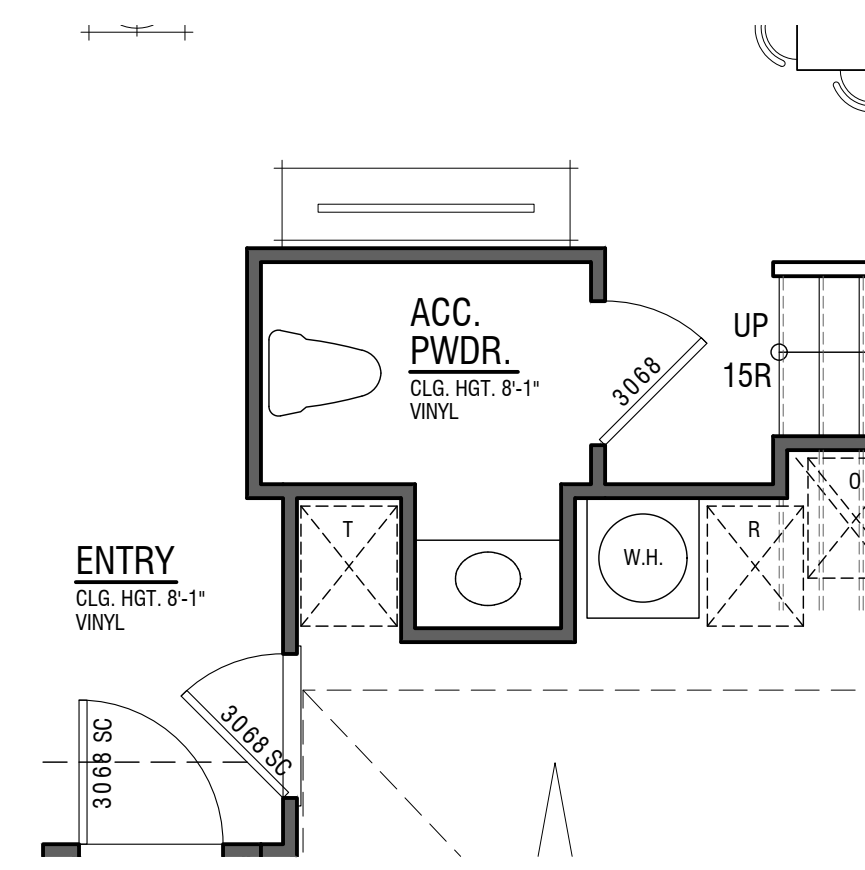
PERRIS, CA



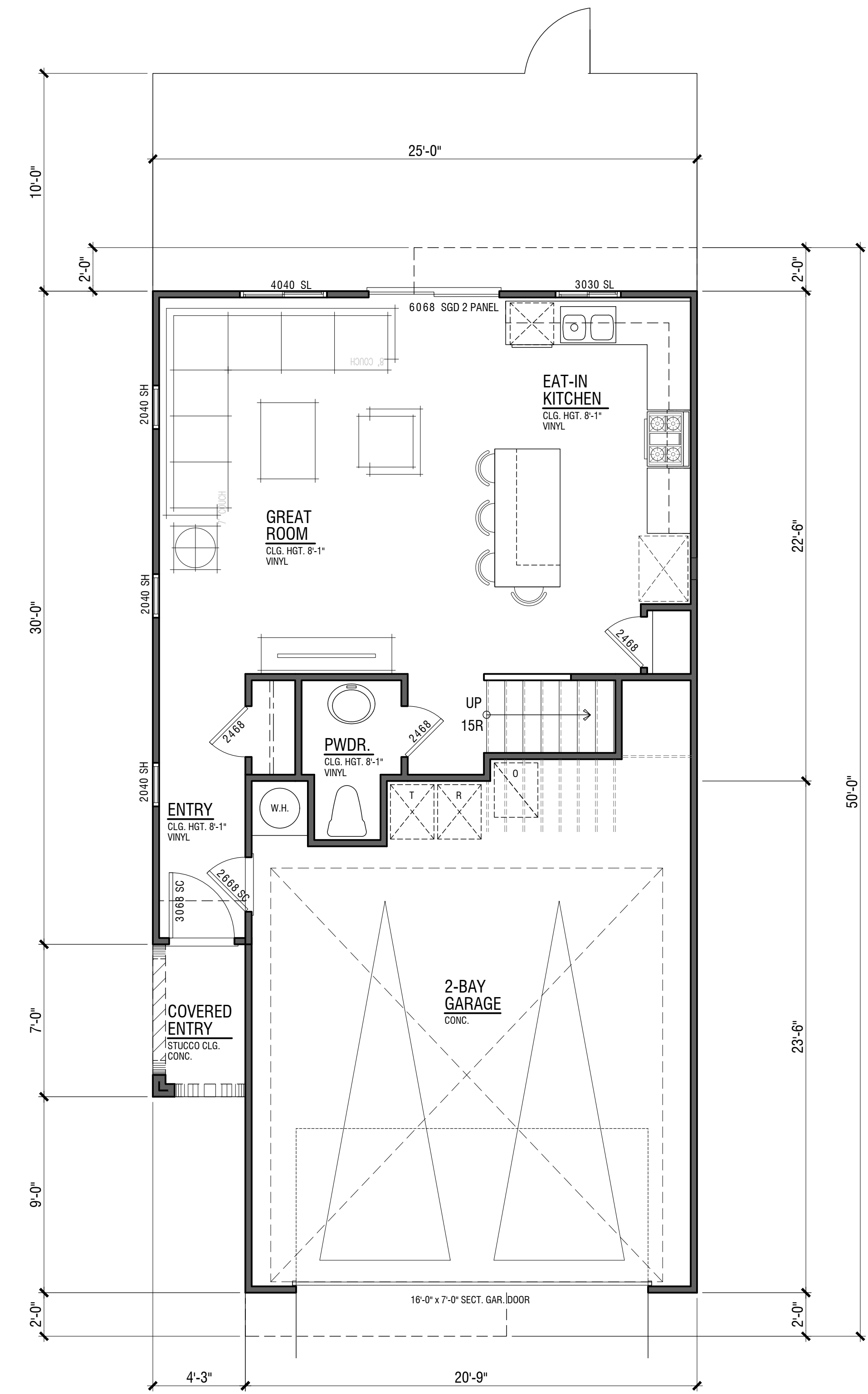
PLAN 2A
SECOND FLOOR - 1021 S.F.



WITH METER CABINET



ADA RESTROOM



PLAN 2A / 2B
FIRST FLOOR - 607 S.F.

Plan 2.1628

4 Bdrm | 2.5 Bath
2- Bay Garage |
1,628 S.F.
8' | 8' Plates

Townhomes

ACACIA POINTE

PERRIS, CA



Note: Artist's Conception; Colors, Materials And Application May Vary.

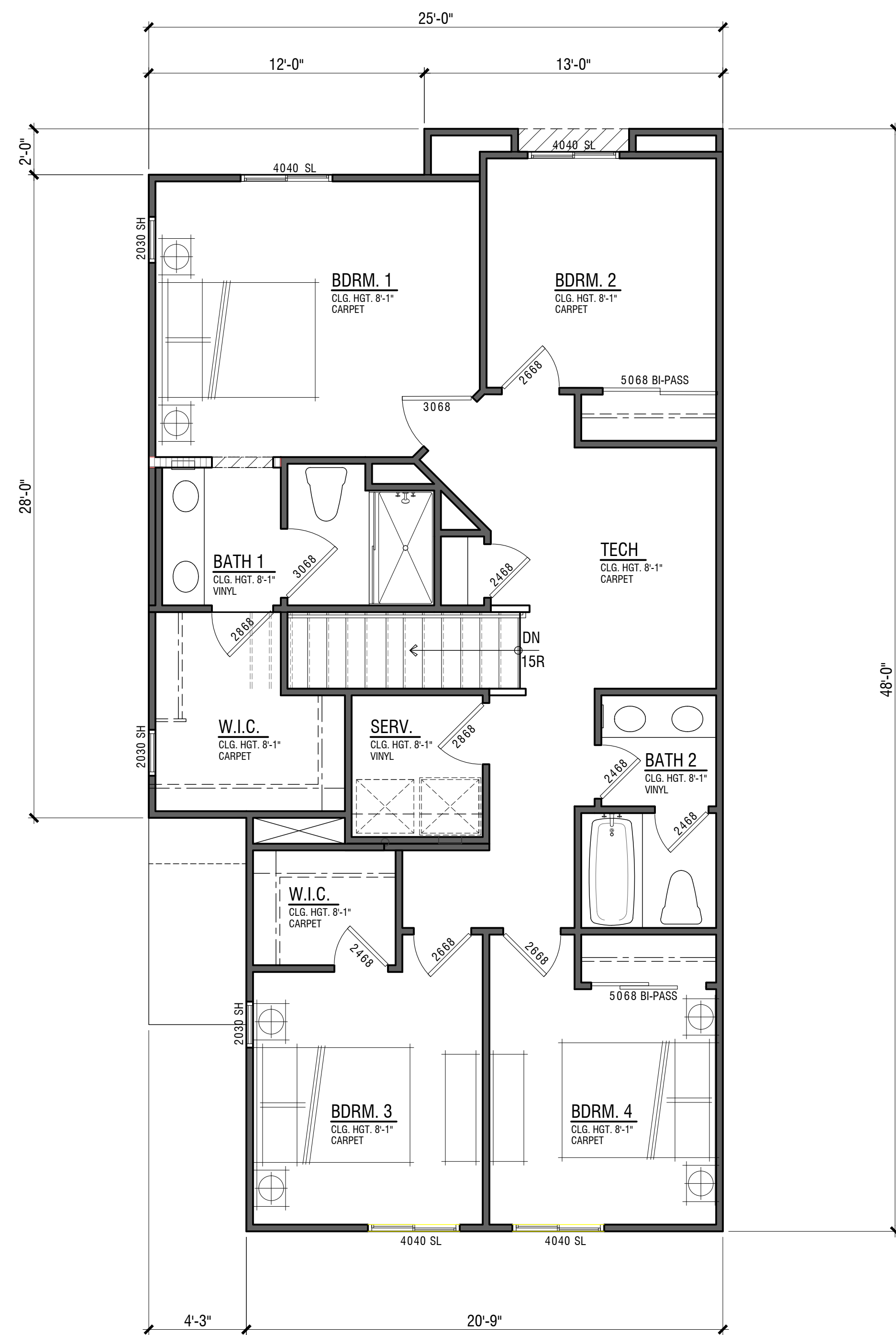
1.2

0 2 4 8

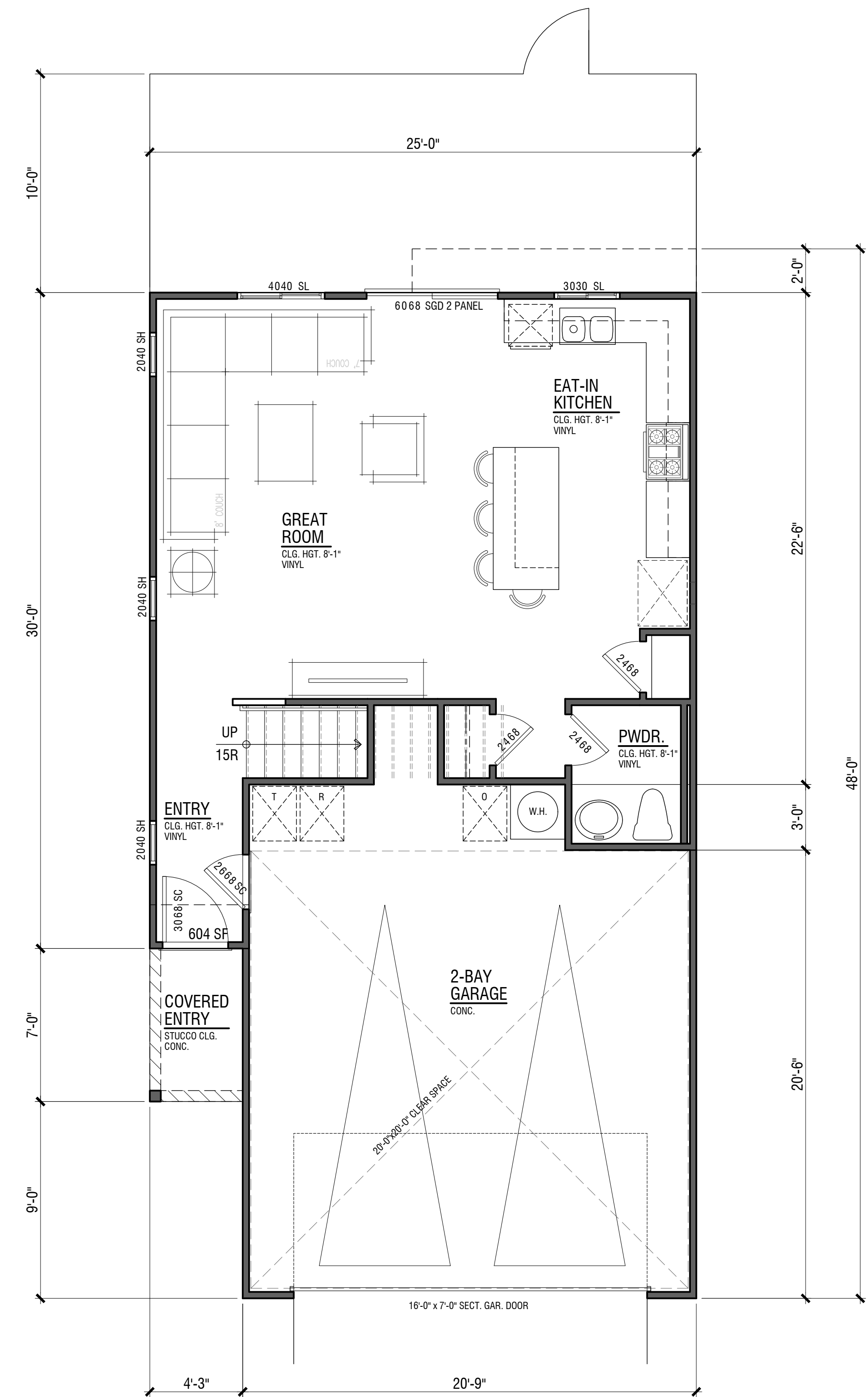
DESIGN REVIEW

© 2023 WILLIAM HEZMALHALCH ARCHITECTS, INC. dba WHA. | 2021239 | 07-22-25





PLAN 3A
SECOND FLOOR - 1050 S.F.



PLAN 3A / 3B
FIRST FLOOR - 604 S.F.

Plan 3.1654

4 Bdrm | 2.5 Bath
2- Bay Garage |
1,654 S.F.
8' | 8' Plates

Townhomes

ACACIA POINTE

PERRIS, CA



Note: Artist's Conception; Colors, Materials And Application May Vary.

ACACIA POINTE

PERRIS, CA

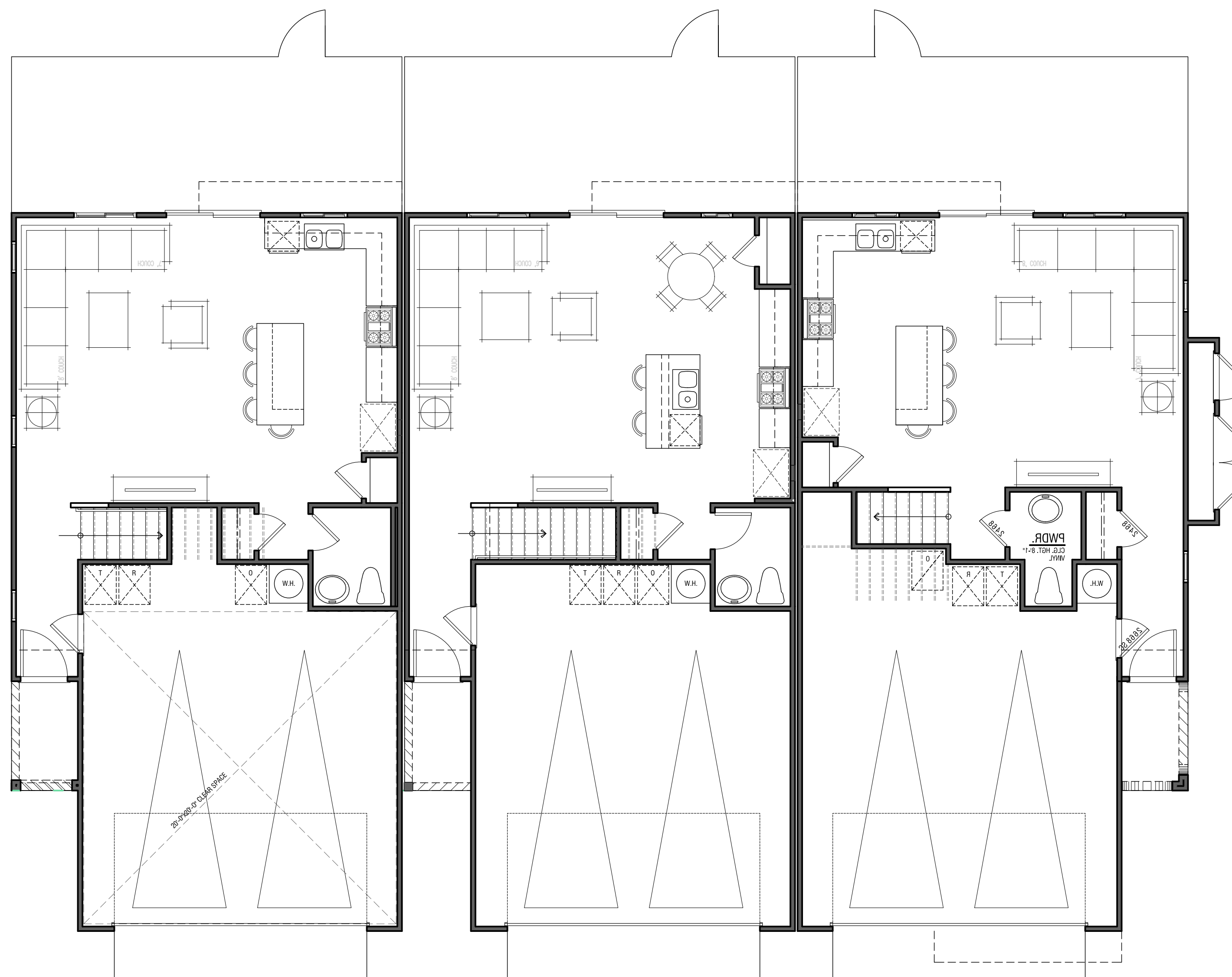
1.3
0 2 4 8
DESIGN REVIEW
© 2023 WILLIAM HEZMALHALCH ARCHITECTS, INC. dba WHA. | 2021239 | 07-22-25



ORANGE COUNTY . LOS ANGELES . BAY AREA . SACRAMENTO



SECOND FLOOR



FIRST FLOOR

PLAN 3A

4 BEDROOM / 2.5 BATH
±1,654 SF

PLAN 1A

3 BEDROOM / 2.5 BATH
±1,600 SF

PLAN 2A-R

4 BEDROOM / 2.5 BATH
±1,628 SF

300A

Composite Floor Plans - 3 Plex Townhomes

OCCUPANCY: R3/U
TOWNHOMES PER CRC
TYPE OF CONSTRUCTION: VB (NON-RATED)
SPRINKLER SYSTEM: NFPA-13D

NOTE: SQUARE FOOTAGE MAY VARY DUE TO METHOD OF CALCULATION.

ACACIA POINTE

PERRIS, CA

SCALE 3/16" = 1'-0" 0 3 6 12

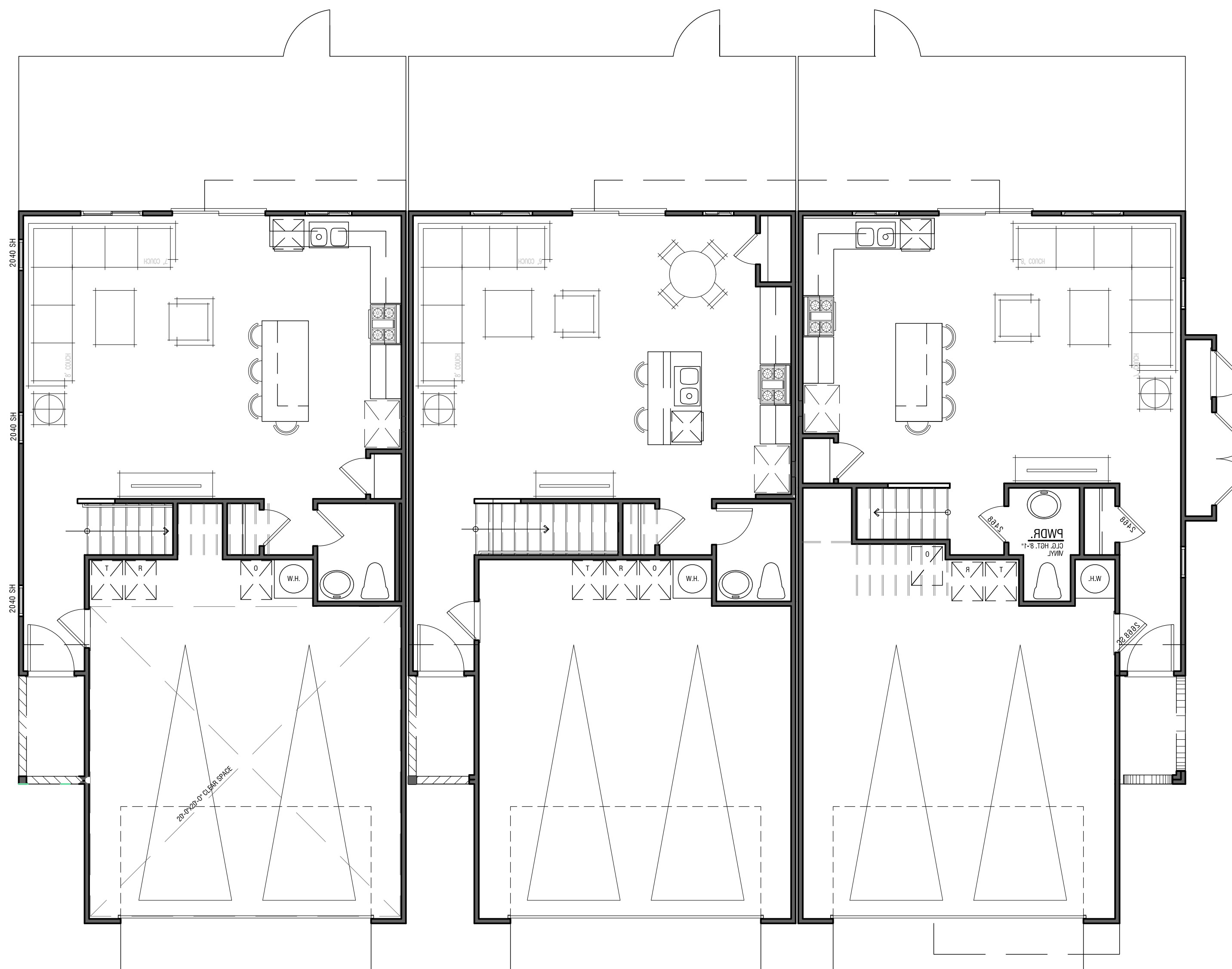
DESIGN REVIEW

© 2023 WILLIAM HEZMALHALCH ARCHITECTS, INC. dba WHA | 2021239 | 07-22-25





SECOND FLOOR



FIRST FLOOR

PLAN 3B

4 BEDROOM / 2.5 BATH
±1,654 SF

PLAN 1B

3 BEDROOM / 2.5 BATH
±1,600 SF

PLAN 2B-R

4 BEDROOM / 2.5 BATH
±1,628 SF

300B

Composite Floor Plans - 3 Plex Townhomes

OCCUPANCY: R3/U
TOWNHOMES PER CRC
TYPE OF CONSTRUCTION: VB (NON-RATED)
SPRINKLER SYSTEM: NFPA-13D

NOTE: SQUARE FOOTAGE MAY VARY DUE
TO METHOD OF CALCULATION.

ACACIA POINTE

PERRIS, CA

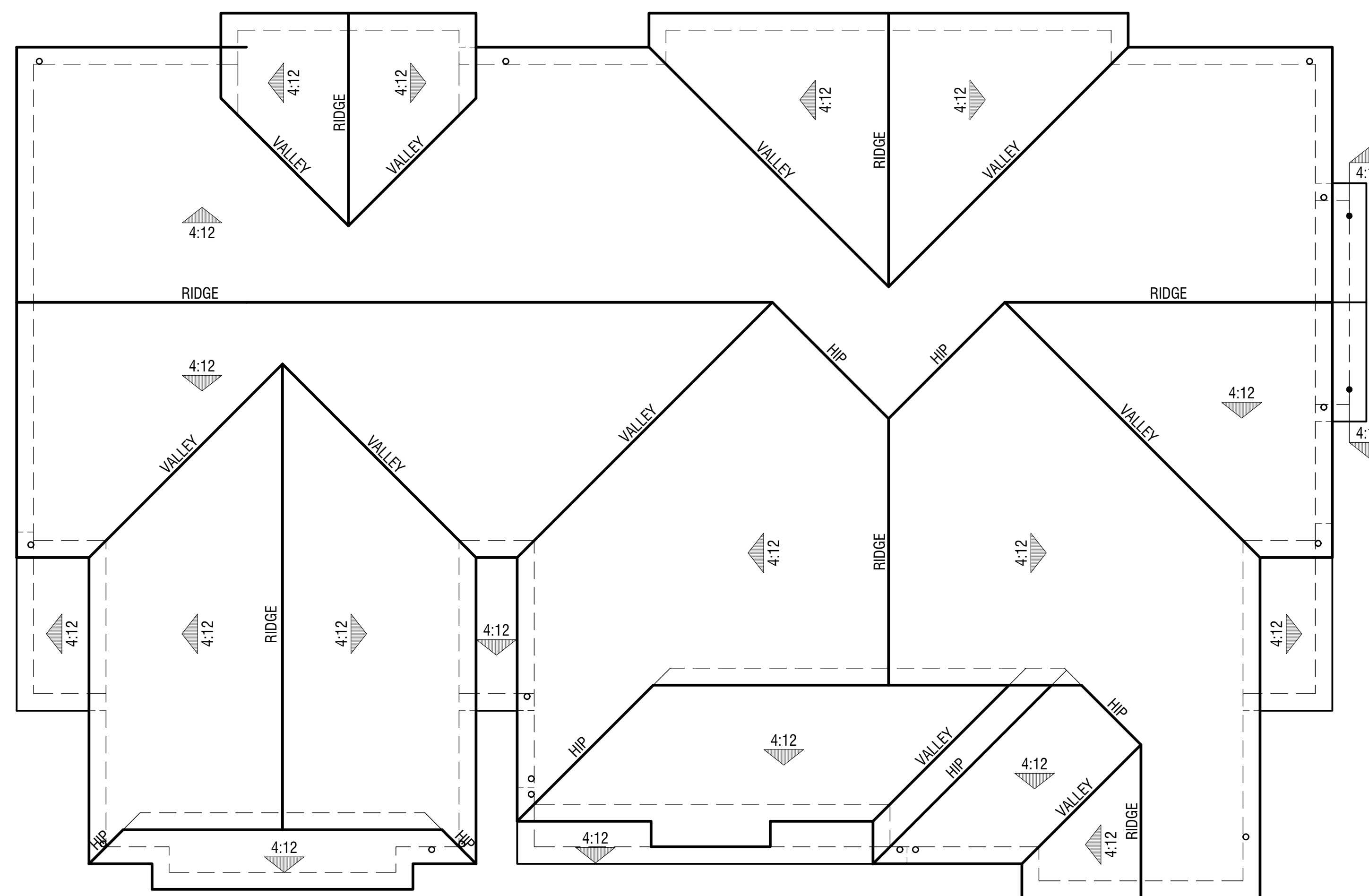
SCALE 3/16" = 1'-0" 0 3 6 12

DESIGN REVIEW

© 2023 WILLIAM HEZMALHALCH ARCHITECTS, INC. dba WHA. | 2021239 | 07-22-25

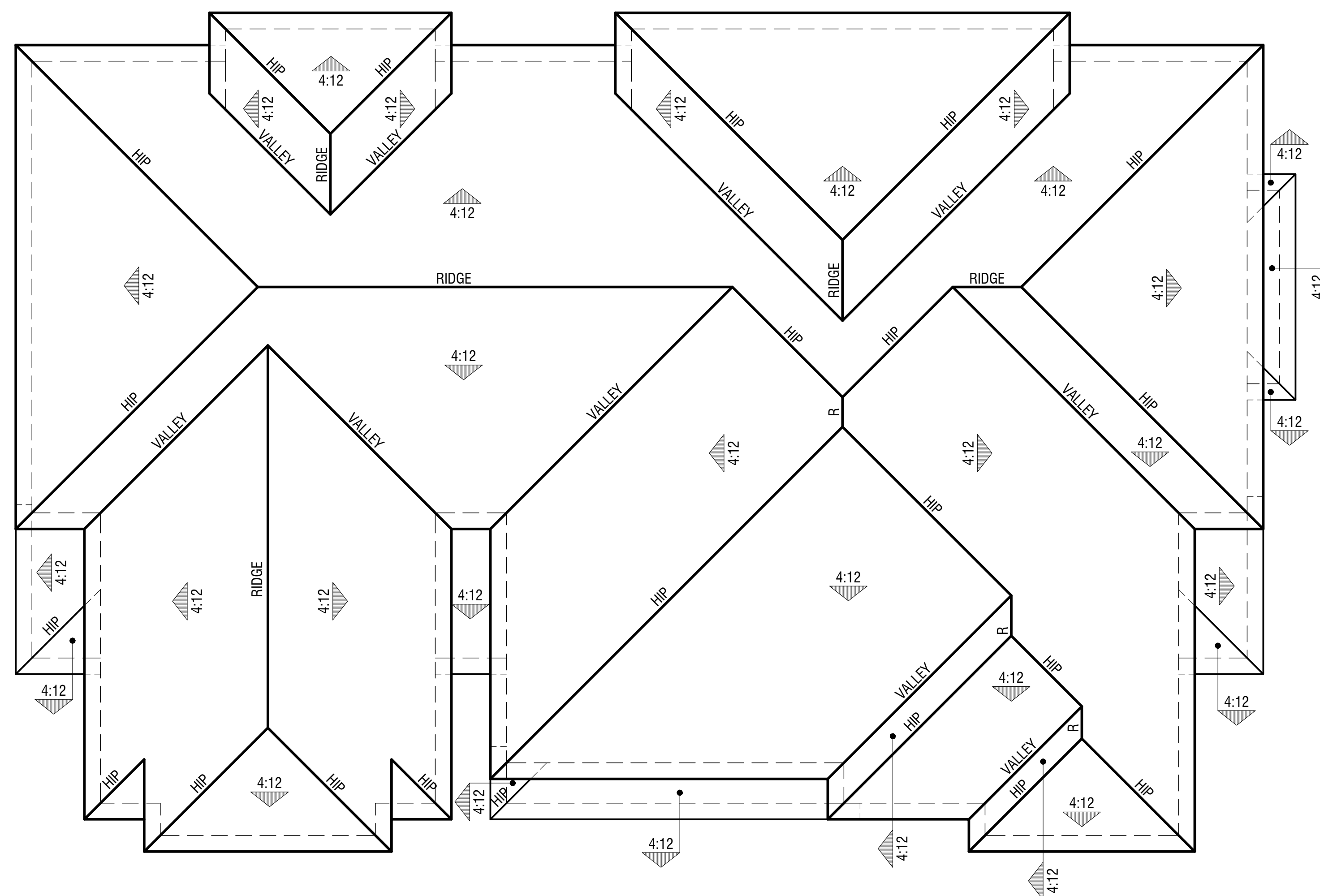
1.5





SPANISH - 300A

Eave 12" | Rake 12"
Concrete "S" Tile



ITALIANATE - 300B

Eave 12" | Rake 12"
Concrete "S" Tile

TOWNHOMES | BUILDING 300
Roof Plans

ACACIA POINTE

PERRIS, CA



PLAN 3A LEFT



PLAN 3A PLAN 1A PLAN 2A-R FRONT



PLAN 2A-R RIGHT



PLAN 2A-R PLAN 1A PLAN 3A REAR

STYLE ELEMENTS: SPANISH

- Concrete Low 'S' Tile
- Stucco with 16/20 Finish
- Foam Shutters
- Stucco Wrapped Potshelf with Brackets
- Stucco Wrapped Shaped Corbels
- Gable End Wrought Iron Detail

- Windows with Divided Lights
- Stucco Wrapped Trim
- Stucco Wrapped Column
- Solid Panel Entry Door
- Sectional Decorative Garage Door with Windows
- Decorative Tile
- Wrought Iron Pot Shelf

TOWNHOMES | BUILDING 300A
Spanish Elevations (Elevation A)

ACACIA POINTE

PERRIS, CA

SCALE 3/16" = 1'-0" 0 3 6 12

DESIGN REVIEW

© 2023 WILLIAM HEZMALHALCH ARCHITECTS, INC. dba WHA | 2021239 | 07-22-25



Note: Artist's Conception; Colors, Materials And Application May Vary.





Plan 3B LEFT



Plan 3 Plan 1B Plan 2B-R FRONT



Plan 2B-R RIGHT



Plan 2B-R Plan 1B Plan 3B REAR

STYLE ELEMENTS: ITALIANATE

- Concrete Low 'S' Tile
- Stucco with 16/20 Finish
- Foam Shutters
- Stucco Wrapped Potshef with Brackets
- Stucco Wrapped Shaped Corbels
- Stucco Wrapped Cornice Trim

- Windows with Divided Lights
- Stucco Wrapped Trim
- Stucco Wrapped Column
- Solid Panel Entry Door
- Sectional Decorative Garage Door with Windows
- Stone Veneer Wainscot

TOWNHOMES | BUILDING 300B
Italianate Elevations (Elevation B)

ACACIA POINTE
 PERRIS, CA

SCALE 3/16" = 1'-0" 0 3 6 12

DESIGN REVIEW

© 2023 WILLIAM HEZMALCH ARCHITECTS, INC. dba WHA | 2021239 | 07-22-25

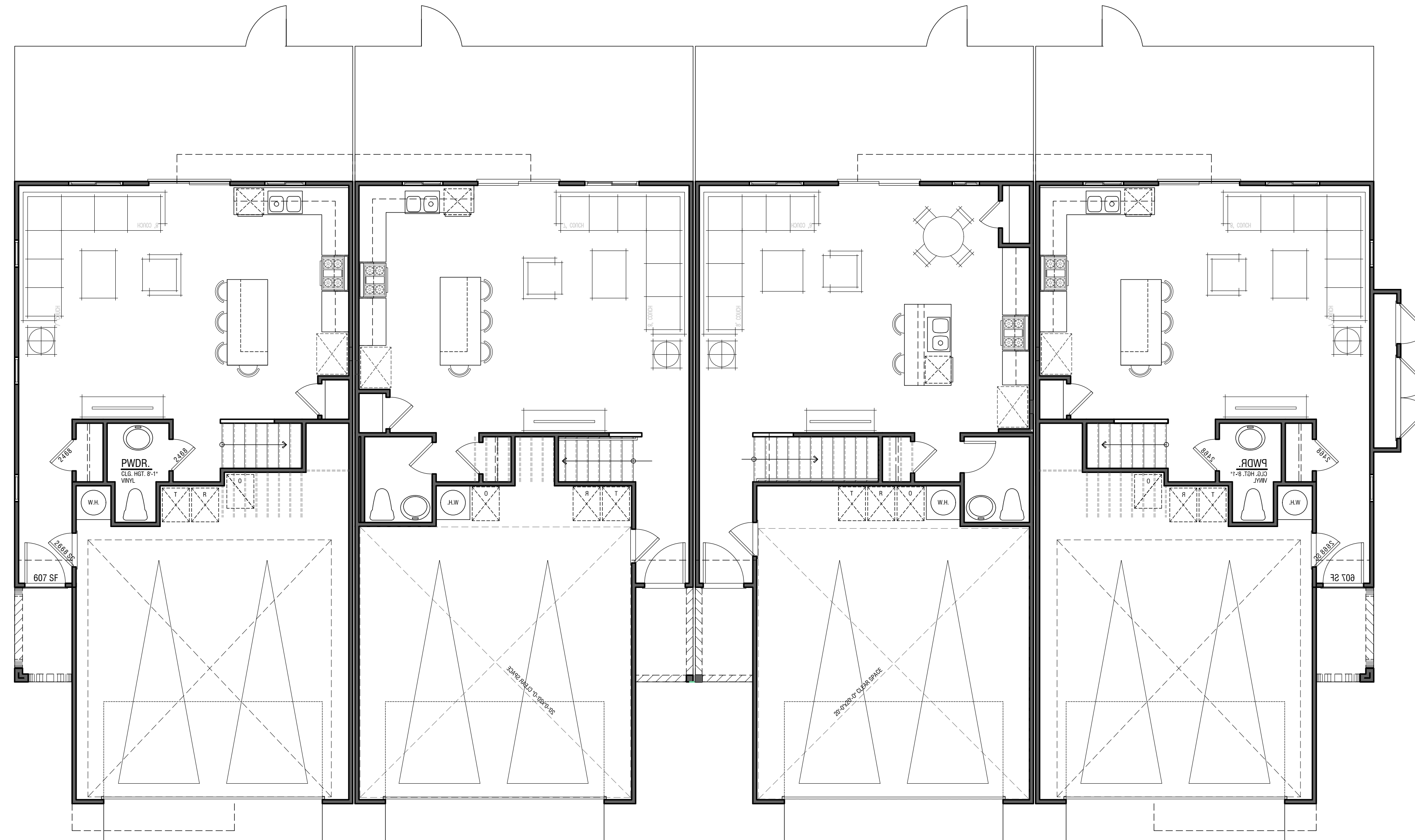


Note: Artist's Conception; Colors, Materials And Application May Vary.

1.8



SECOND FLOOR



FIRST FLOOR

PLAN 2A
4 BEDROOM / 2.5 BATH
±1,628 SF

PLAN 3A-R
4 BEDROOM / 2.5 BATH
±1,654 SF

PLAN 1A
3 BEDROOM / 2.5 BATH
±1,600 SF

PLAN 2A-R
4 BEDROOM / 2.5 BATH
±1,628 SF

Composite Floor Plans - 4 Plex Townhomes

400A

OCCUPANCY: R3/U
TOWNHOMES PER CRC
TYPE OF CONSTRUCTION: VB (NON-RATED)
SPRINKLER SYSTEM: NFPA-13D

NOTE: SQUARE FOOTAGE MAY VARY DUE TO METHOD OF CALCULATION.



ACACIA POINTE

PERRIS, CA

SCALE 3/16" = 1'-0" 0 3 6 12

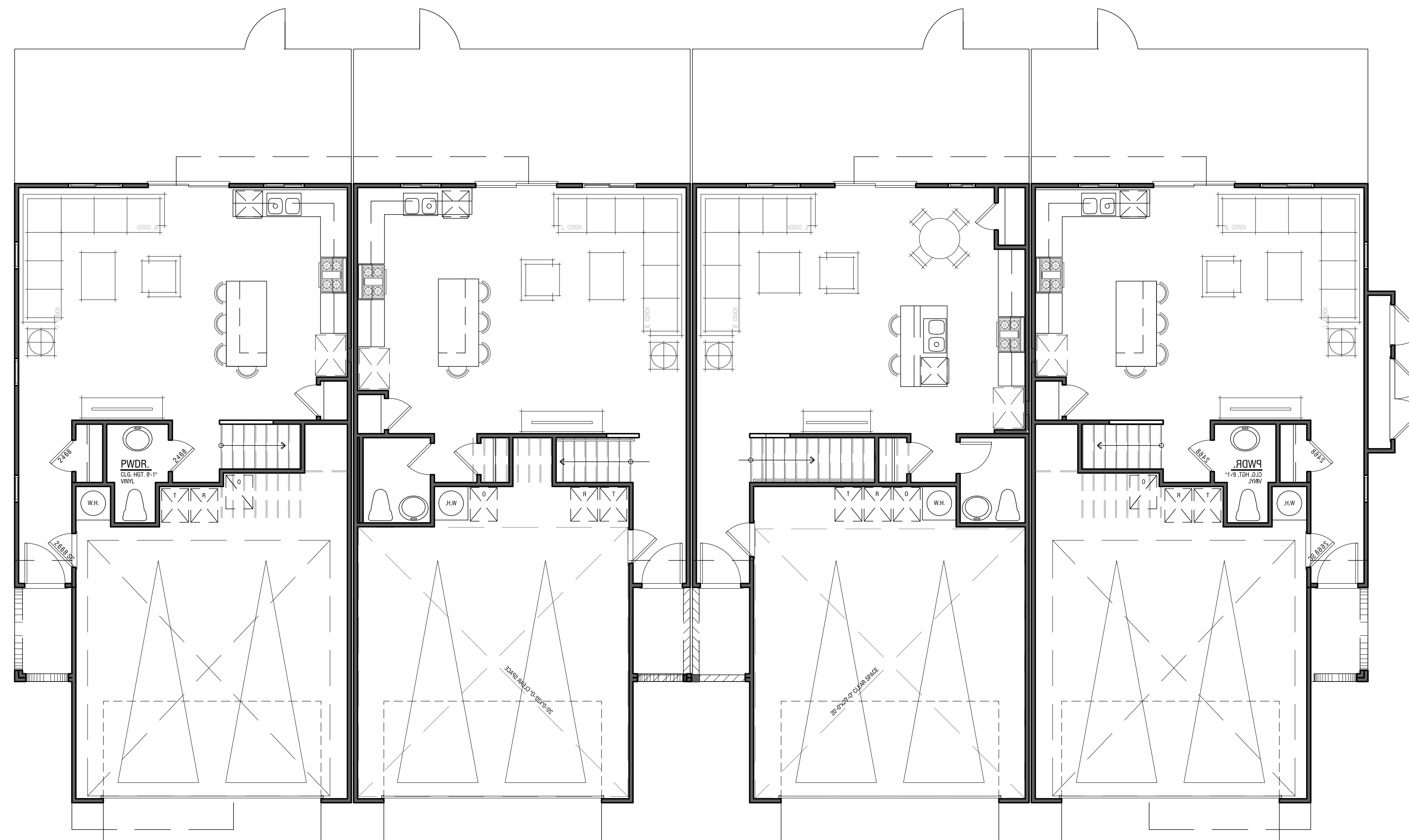
DESIGN REVIEW

© 2023 WILLIAM HEZMALCH ARCHITECTS, INC. dba WHA. | 2021239 | 07-22-25





SECOND FLOOR



FIRST FLOOR

PLAN 2B

4 BEDROOM / 2.5 BATH
±1,628 SF

PLAN 3B-R

4 BEDROOM / 2.5 BATH
±1,654 SF

PLAN 1B

3 BEDROOM / 2.5 BATH
±1,600 SF

PLAN 2B-R

4 BEDROOM / 2.5 BATH
±1,628 SF

Composite Floor Plans - 4 Plex Townhomes

400B

OCCUPANCY: R3/U
TOWNHOMES PER CRC
TYPE OF CONSTRUCTION: VB (NON-RATED)
SPRINKLER SYSTEM: NFPA-13D

NOTE: SQUARE FOOTAGE MAY VARY DUE
TO METHOD OF CALCULATION.



ACACIA POINTE

PERRIS, CA

SCALE 3/16" = 1'-0" 0 3 6 12

2.2

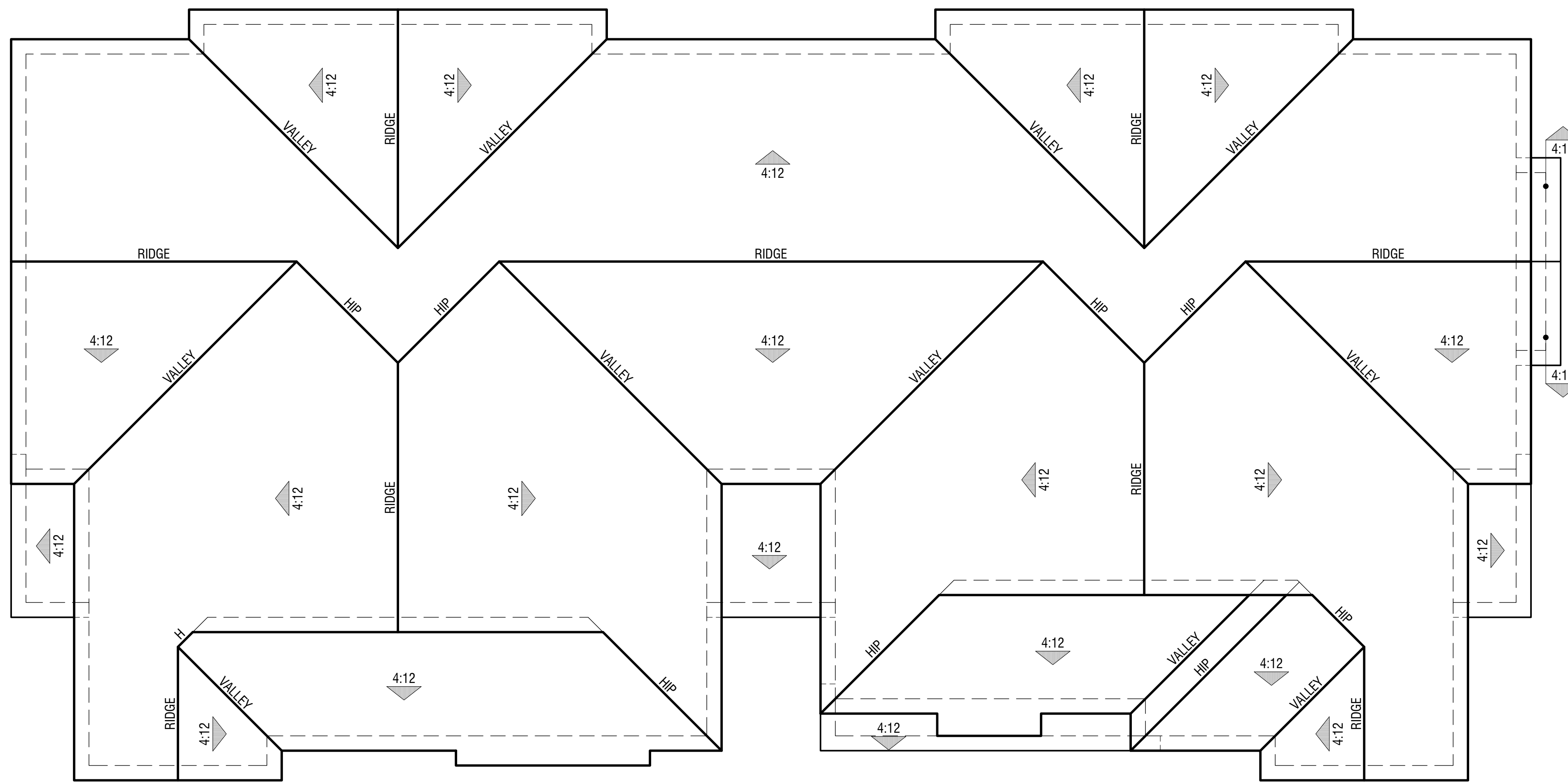
DESIGN REVIEW

ARCHITECTS . PLANNERS . DESIGNERS

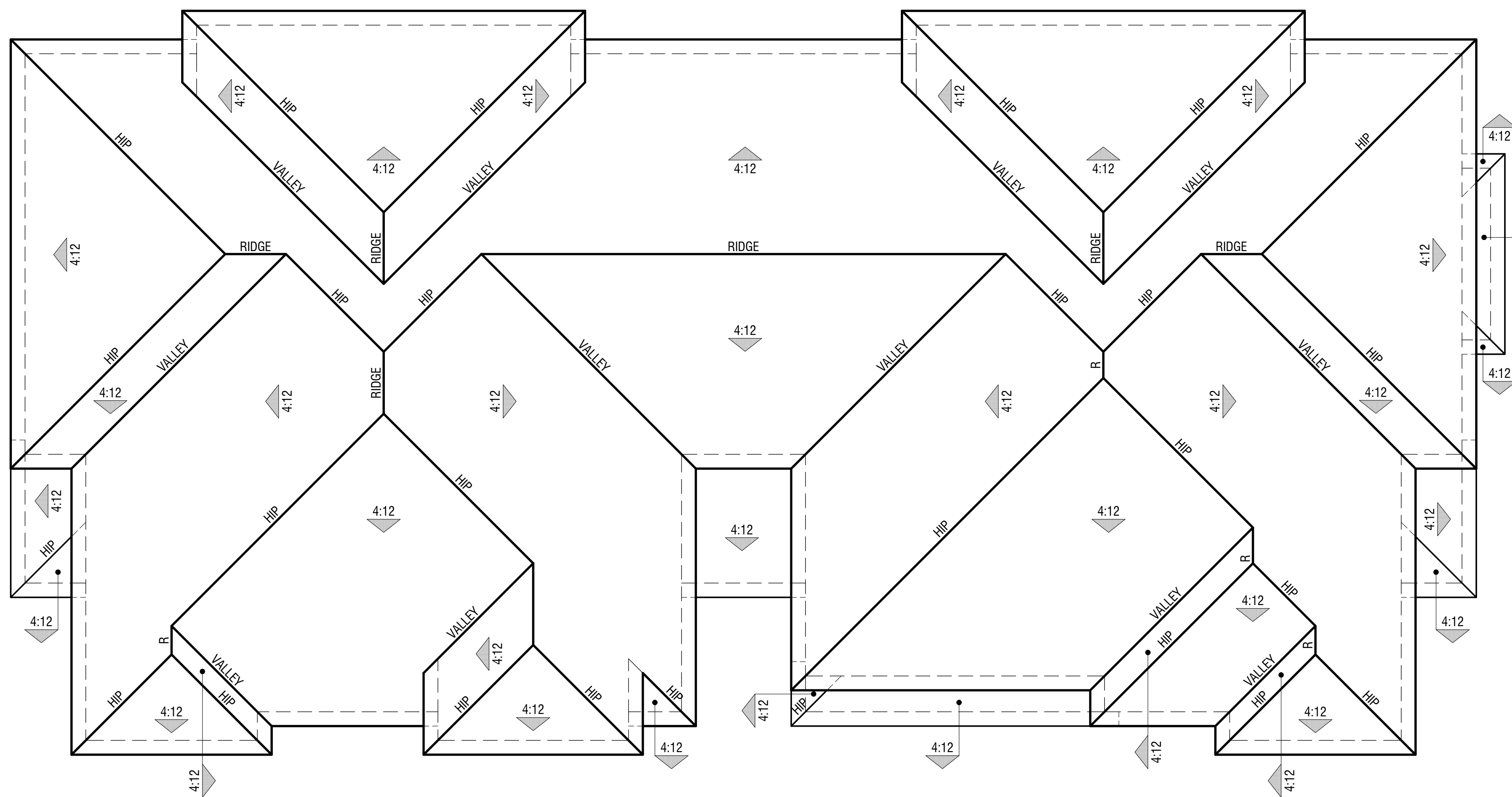


ORANGE COUNTY . LOS ANGELES . BAY AREA . SACRAMENTO

© 2023 WILLIAM HEZMALHALCH ARCHITECTS, INC. dba WHA. | 2021239 | 07-22-25



SPANISH - 400A
 Eave 12" | Rake 12"
 Concrete "S" Tile



ITALIANATE - 400B
 Eave 12" | Rake 12"
 Concrete "S" Tile

TOWNHOMES | BUILDING 400
Roof Plans

ACACIA POINTE
 PERRIS, CA



Plan 2A LEFT



Plan 2A Plan 3A-R Plan 1A Plan 2A-R FRONT



Plan 2A-R RIGHT



Plan 2A-R Plan 1A Plan 3A-R Plan 2A REAR

STYLE ELEMENTS: SPANISH

Concrete Low 'S' Tile
 Stucco with 16/20 Finish
 Foam Shutters
 Stucco Wrapped Potshelf with Brackets
 Stucco Wrapped Shaped Corbels
 Gable End Wrought Iron Detail

Windows with Divided Lights
 Stucco Wrapped Trim
 Stucco Wrapped Column
 Solid Panel Entry Door
 Sectional Decorative Garage Door with Windows

TOWNHOMES | BUILDING 400A
Spanish Elevations (Elevation A)

ACACIA POINTE

PERRIS, CA



Note: Artist's Conception; Colors, Materials And Application May Vary.

SCALE 3/16" = 1'-0" 0 3 6 12

DESIGN REVIEW

© 2023 WILLIAM HEZMALHALCH ARCHITECTS, INC. dba WHA. | 2021239 | 07-22-25





Plan 2B LEFT



Plan 2B Plan 3B-R Plan 1B Plan 2B-R FRONT



Plan 2B-R RIGHT



Plan 2B-R Plan 1B Plan 3B-R Plan 2B REAR

STYLE ELEMENTS: ITALIANATE

- Concrete Low 'S' Tile
- Stucco with 16/20 Finish
- Foam Shutters
- Stucco Wrapped Potshelf with Brackets
- Stucco Wrapped Shaped Corbels
- Stucco Wrapped Cornice Trim

- Windows with Divided Lights
- Stucco Wrapped Trim
- Stucco Wrapped Column
- Solid Panel Entry Door
- Sectional Decorative Garage Door with Windows

TOWNHOMES | BUILDING 400B
Italianate Elevations (Elevation B)

ACACIA POINTE

PERRIS, CA

SCALE 3/16" = 1'-0" 0 3 6 12 **2.5**

DESIGN REVIEW

© 2023 WILLIAM HEZMALHALCH ARCHITECTS, INC. dba WHA | 2021239 | 07-22-25

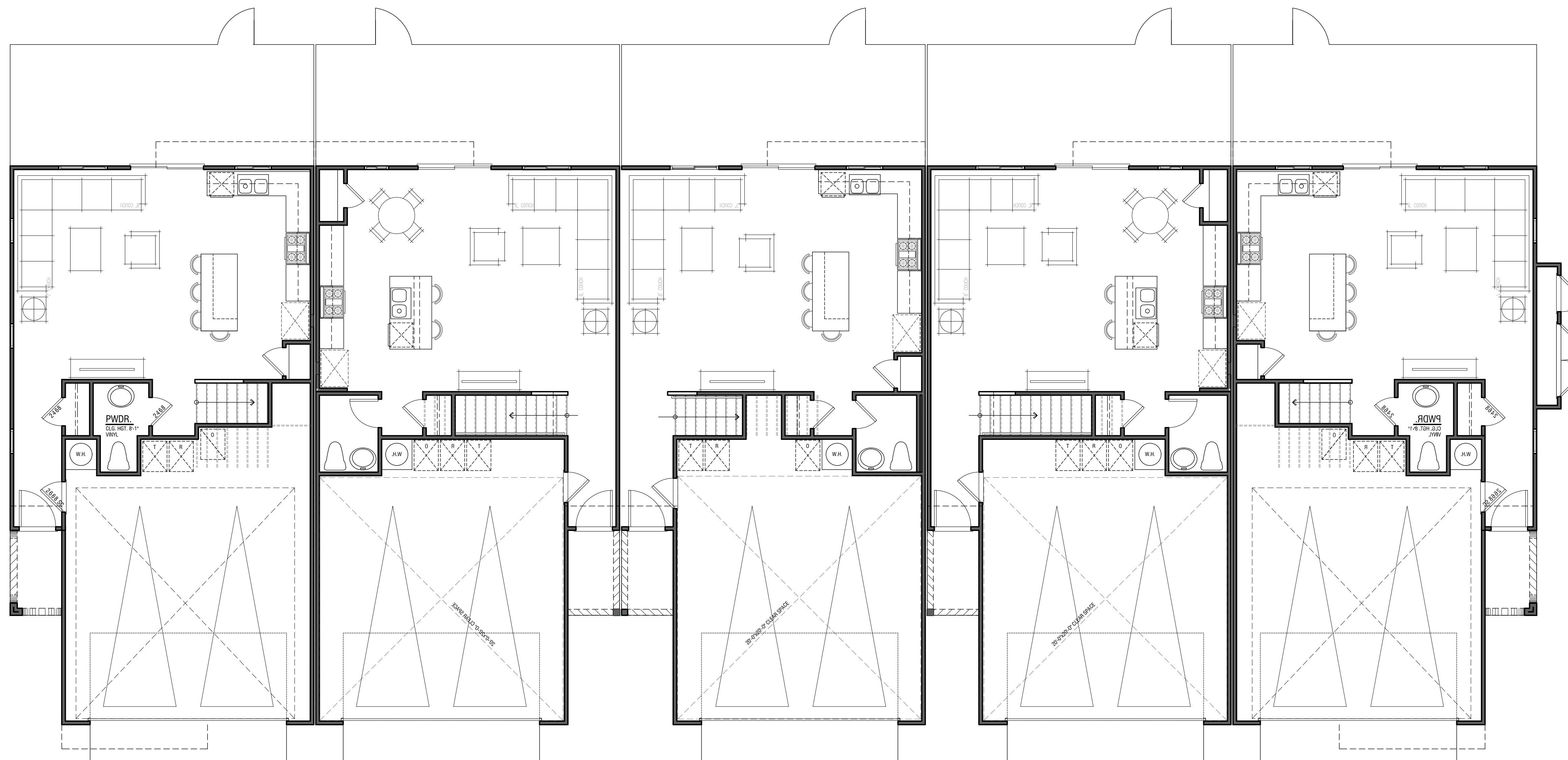


Note: Artist's Conception; Colors, Materials And Application May Vary.





SECOND FLOOR



FIRST FLOOR

PLAN 2A

4 BEDROOM / 2.5 BATH
±1,628 SF

PLAN 1A-R

3 BEDROOM / 2.5 BATH
±1,600 SF

PLAN 3A

4 BEDROOM / 2.5 BATH
±1,654 SF

PLAN 1A

3 BEDROOM / 2.5 BATH
±1,600 SF

PLAN 2A-R

4 BEDROOM / 2.5 BATH
±1,628 SF

Composite Floor Plans - 5 Plex Townhomes

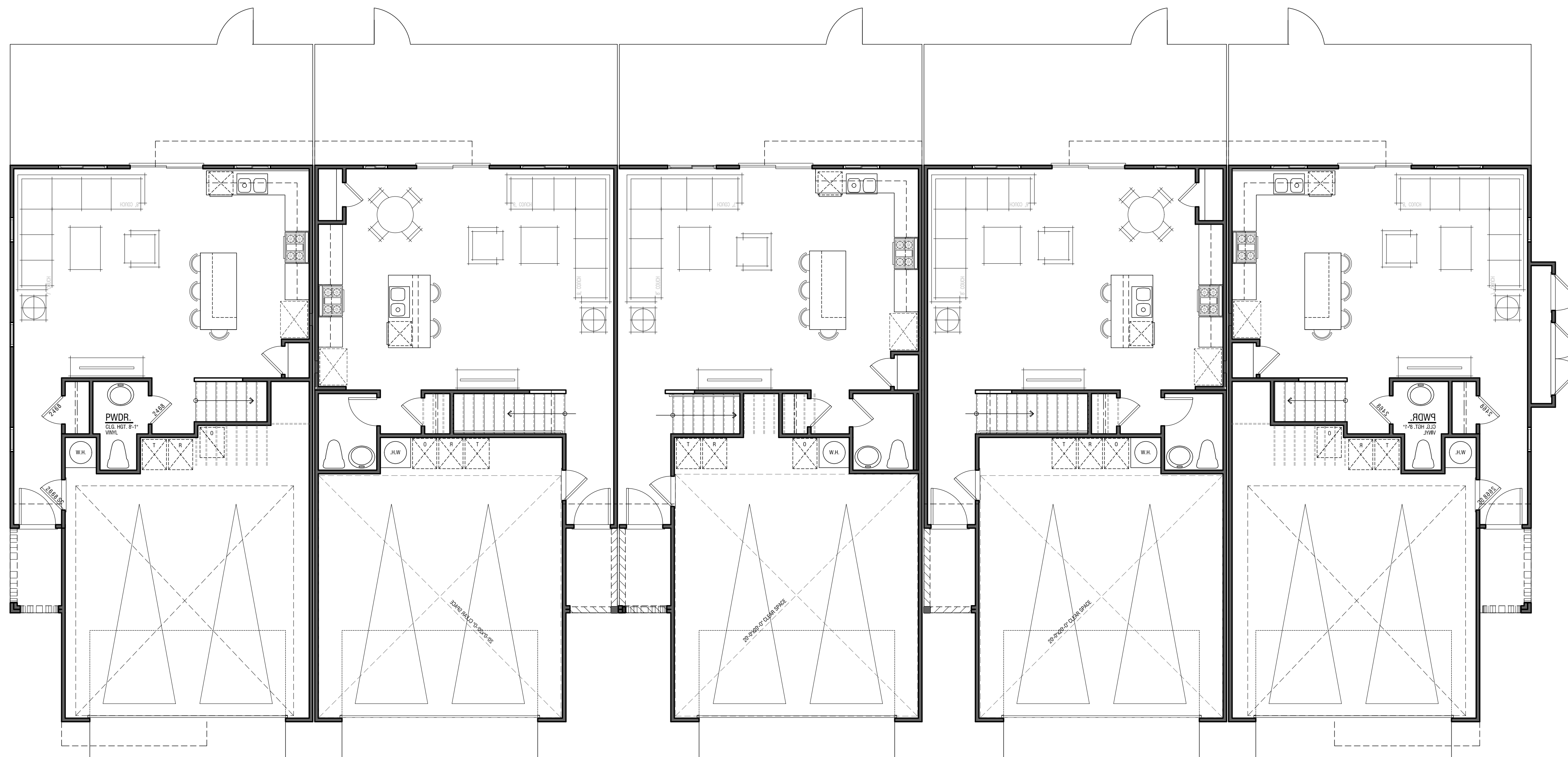
500A

OCCUPANCY: R3/U
TOWNHOMES PER CRC
TYPE OF CONSTRUCTION: VB (NON-RATED)
SPRINKLER SYSTEM: NFPA-13D

NOTE: SQUARE FOOTAGE MAY VARY DUE
TO METHOD OF CALCULATION.



SECOND FLOOR



FIRST FLOOR

PLAN 2B

4 BEDROOM / 2.5 BATH
±1,628 SF

PLAN 1B-R

3 BEDROOM / 2.5 BATH
±1,600 SF

PLAN 3B

4 BEDROOM / 2.5 BATH
±1,654 SF

PLAN 1B

3 BEDROOM / 2.5 BATH
±1,600 SF

PLAN 2B-R

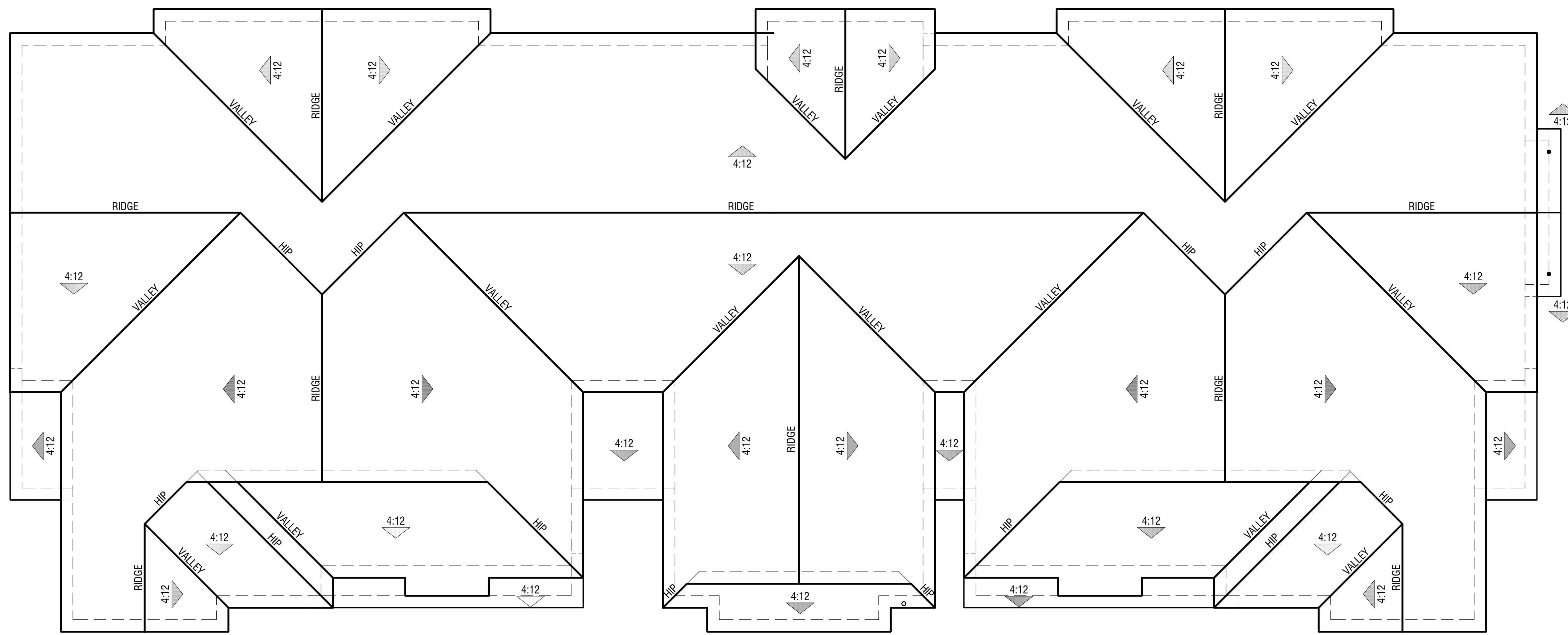
4 BEDROOM / 2.5 BATH
±1,628 SF

Composite Floor Plans - 5 Plex Townhomes

500B

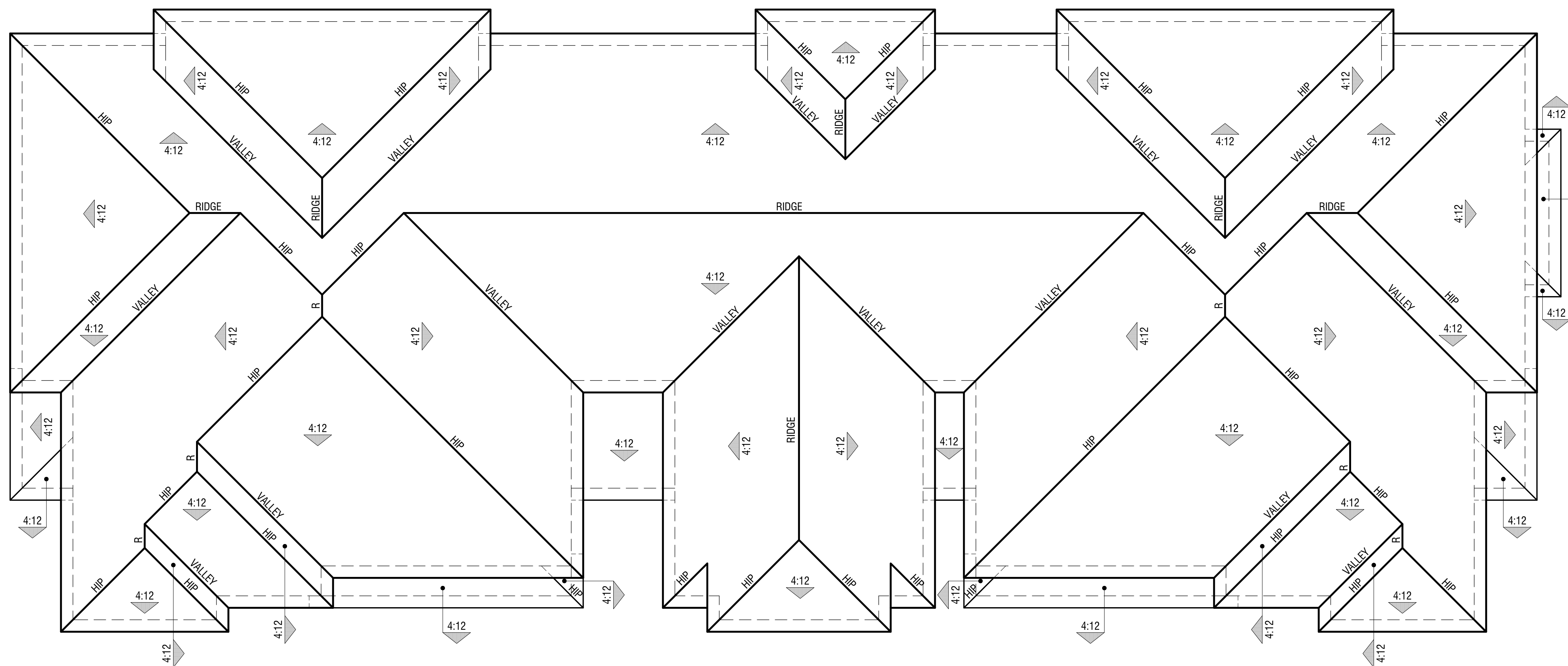
OCCUPANCY: R3/U
TOWNHOMES PER CRC
TYPE OF CONSTRUCTION: VB (NON-RATED)
SPRINKLER SYSTEM: NFPA-13D

NOTE: SQUARE FOOTAGE MAY VARY DUE
TO METHOD OF CALCULATION.



SPANISH - 500A

Eave 12" | Rake 12"
Concrete "S" Tile



ITALIANATE - 500B

Eave 12" | Rake 12"
Concrete "S" Tile

TOWNHOMES | BUILDING 500
Roof Plans

ACACIA POINTE

PERRIS, CA



Plan 2A LEFT



Plan 2A Plan 1A-R Plan 3A Plan 1A Plan 2A-R FRONT



Plan 2A-R RIGHT



Plan 2A-R Plan 1A Plan 3A Plan 1A-R Plan 2A REAR

STYLE ELEMENTS: SPANISH

- Concrete Low 'S' Tile
- Stucco with 16/20 Finish
- Foam Shutters
- Stucco Wrapped Potshelf with Brackets
- Stucco Wrapped Shaped Corbels
- Gable End Wrought Iron Detail

- Windows with Divided Lights
- Stucco Wrapped Trim
- Stucco Wrapped Column
- Solid Panel Entry Door
- Sectional Decorative Garage Door with Windows

TOWNHOMES | BUILDING 500A
Spanish Elevations (Elevation A)

ACACIA POINTE
 PERRIS, CA

SCALE 3/16" = 1'-0" 0 3 6 12

3.4
DESIGN REVIEW



Note: Artist's Conception; Colors, Materials And Application May Vary.

© 2023 WILLIAM HEZMALHALCH ARCHITECTS, INC. dba WHA | 2021239 | 07-22-25





Plan 2B LEFT



Plan 2B Plan 1B-R Plan 3B Plan 1B Plan 2B-R FRONT



Plan 2B-R RIGHT



Plan 2B-R Plan 1B Plan 3B Plan 1B-R Plan 2B REAR

STYLE ELEMENTS: ITALIANATE

- Concrete Low 'S' Tile
- Stucco with 16/20 Finish
- Foam Shutters
- Stucco Wrapped Potshelf with Brackets
- Stucco Wrapped Shaped Corbels
- Stucco Wrapped Cornice Trim

- Windows with Divided Lights
- Stucco Wrapped Trim
- Stucco Wrapped Column
- Solid Panel Entry Door
- Sectional Decorative Garage Door with Windows

TOWNHOMES | BUILDING 500B
Italianate Elevations (Elevation B)

ACACIA POINTE
 PERRIS, CA

SCALE 3/16" = 1'-0" 0 3 6 12 **3.5**

DESIGN REVIEW

© 2023 WILLIAM HEZMALHALCH ARCHITECTS, INC. dba WHA | 2021239 | 07-22-25



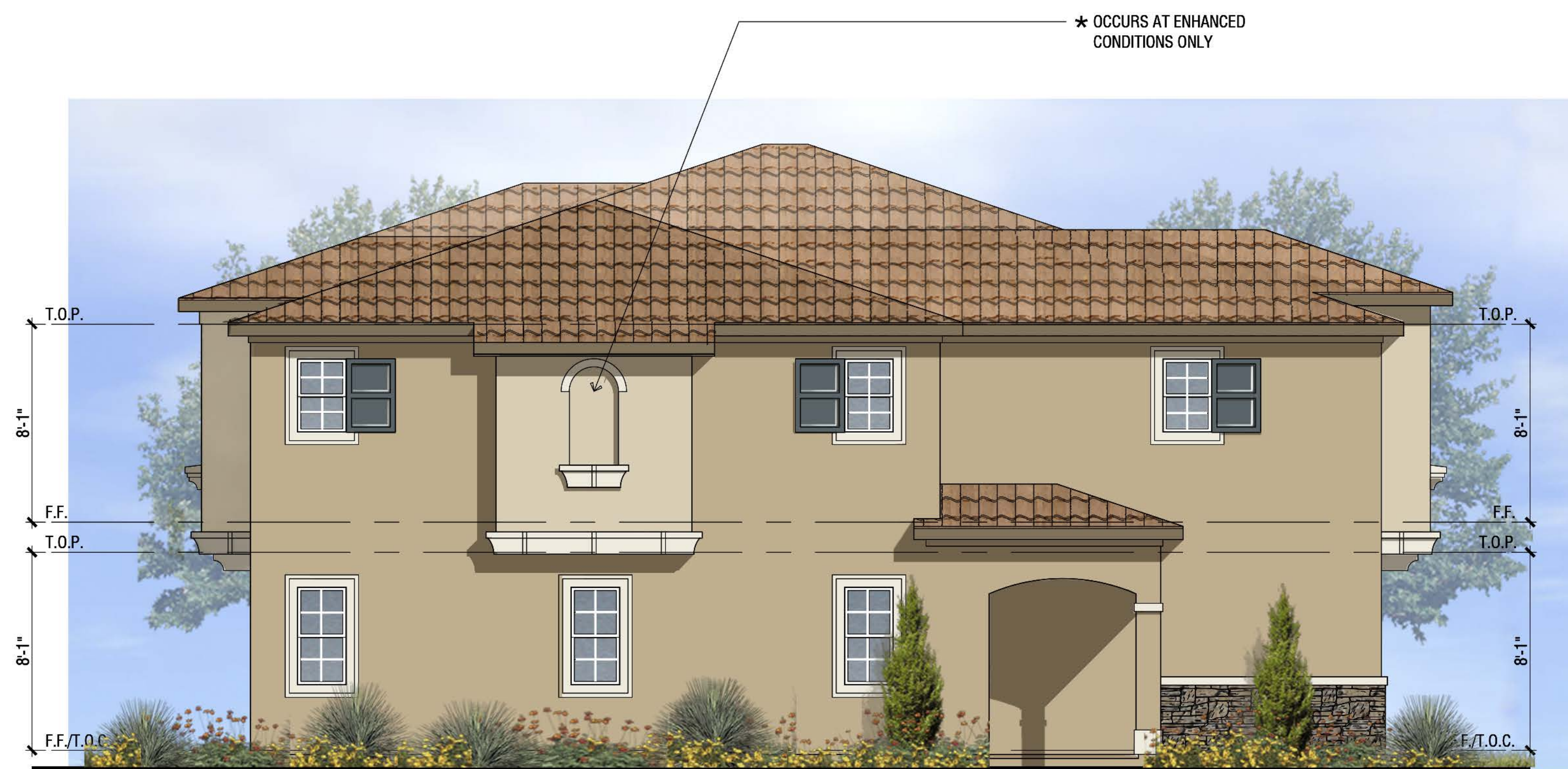
Note: Artist's Conception; Colors, Materials And Application May Vary.



Plan 2B-R RIGHT



Plan 2A-R RIGHT



Plan 3B LEFT



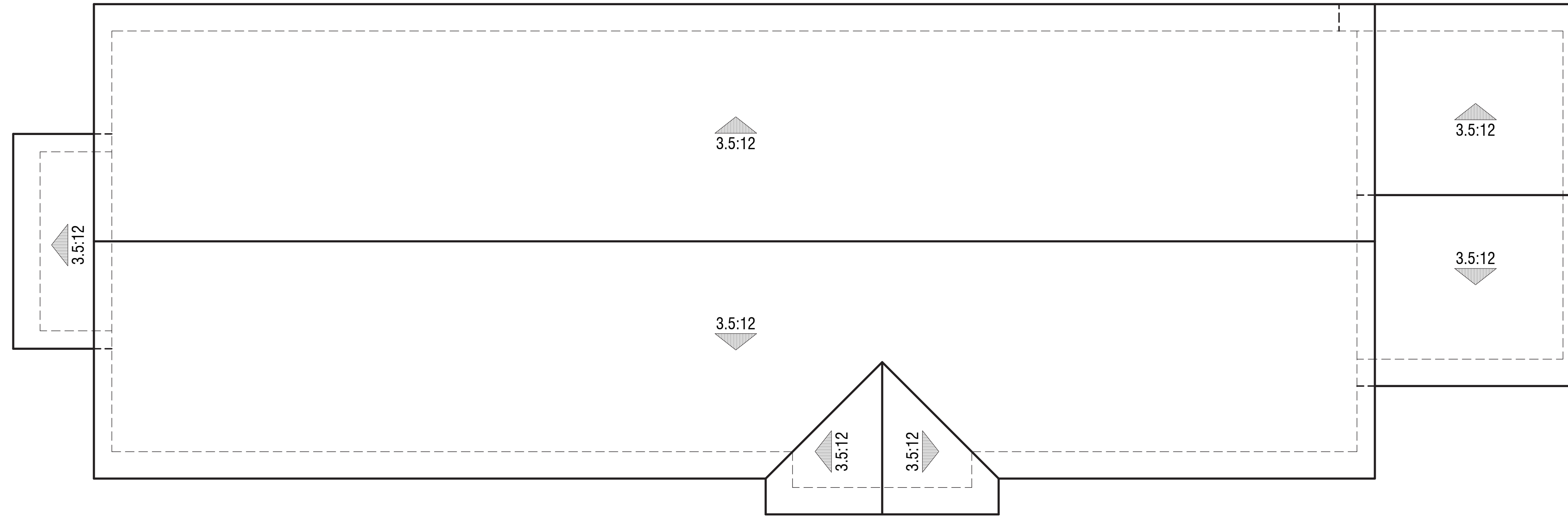
PLAN 3A LEFT

TOWNHOMES | ELEVATION ENHANCEMENTS

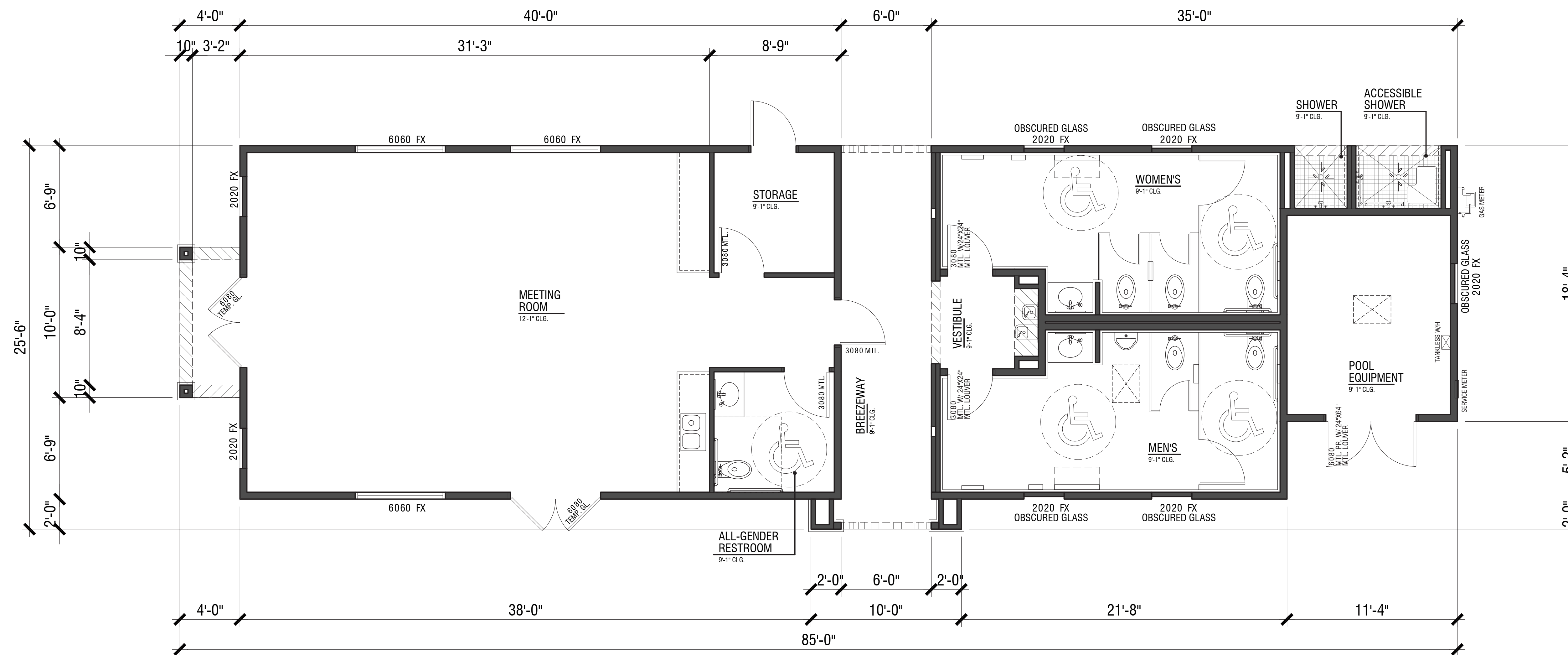
Spanish and Italianate Elevations

ACACIA POINTE

PERRIS, CA



ROOF PLAN



FLOOR PLAN

CLUBHOUSE
FLOOR PLAN & ROOF PLAN

ACACIA POINTE

PERRIS, CA



Front

Right




Rear

Left

CLUBHOUSE
Building Elevations

ACACIA POINTE
PERRIS, CA



ACACIA POINTE
 Perris, California
 D.R. HORTON
 October 20, 2021 | 2021239
 PAGE 1 OF 6

SCHEME 3A
 'A' Elevations Only
 Spanish

For exact color refer to manufacturer's actual samples.
 © 2021 WILLIAM HEZMALHALCH ARCHITECTS, INC. DBA WHA



ACACIA POINTE

Perris, California
 D.R. HORTON
 October 20, 2021 | 2021239
 PAGE 1 OF 6

Exterior Color & Materials

SCHEME 3A 'A' ELEVATIONS ONLY, SPANISH

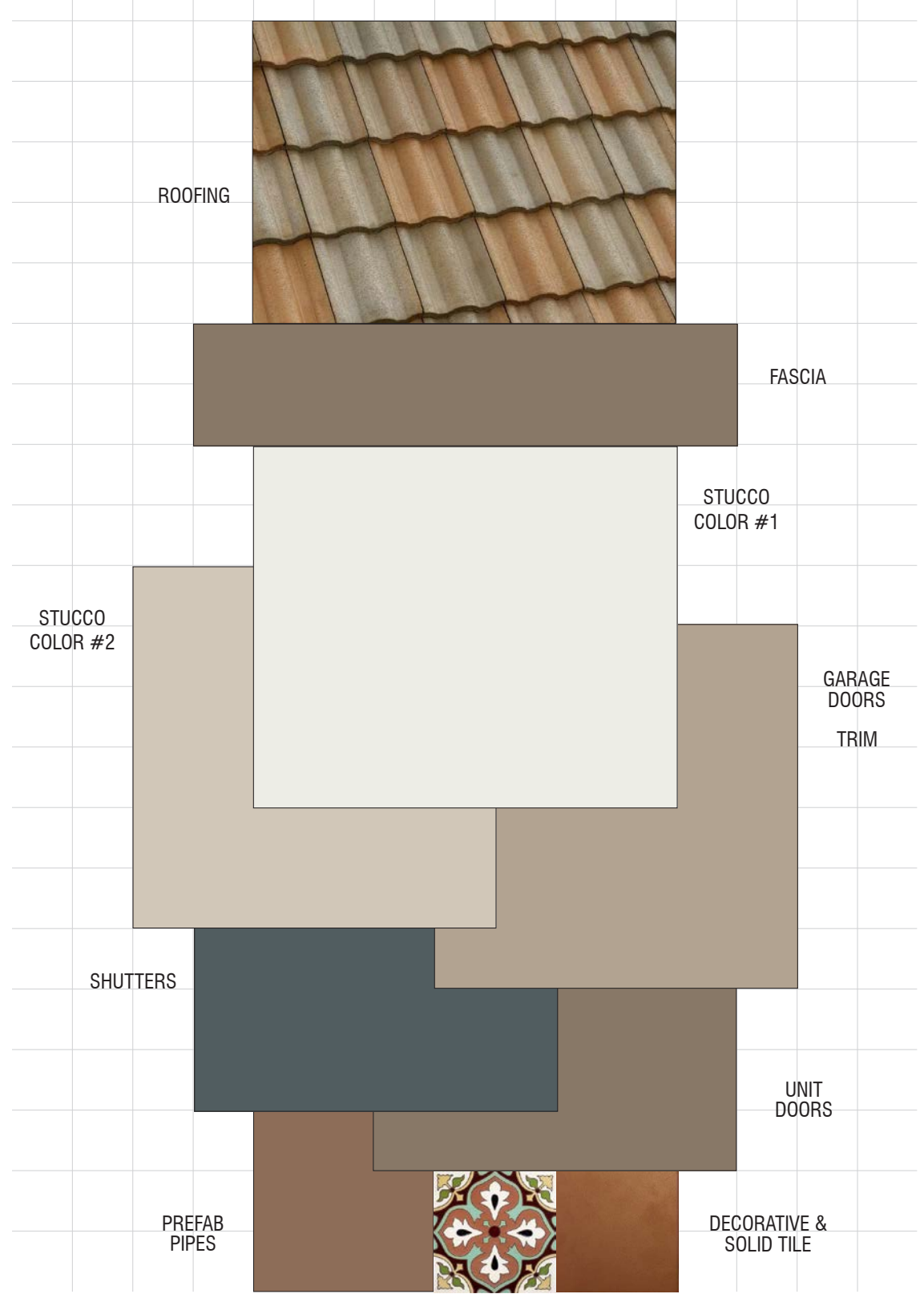
Material	Color	Manufacturer
Roofing: Low Profile Concrete Tile	SCM 6806 Tuscan Blend Ref.: 20 Em.: 98 A.SRI: 19	Eagle
Gutters & Downspouts (factory finish)	Royal Brown	Custom-Bilt Metals
Stucco Color #1 (lightface finish)	1/2 A 452 (Similar to Sherwin Williams SW 7516 Keatrel White)	Omega
Stucco Color #2 (lightface finish)	1/1TB0 (Match Sherwin Williams SW 7037 Balanced Beige)	Omega
Trim Color #1 (applied to): French Doors Garage Doors Trim Utility Doors	SW 6081 Down Home	Sherwin Williams
Trim Color #2 (applied to): Fascia Pilot Shelves Unit Doors	SW 7040 Smokehouse	Sherwin Williams
Accent Color (applied to): Shutters	SW 6082 Rugged Brown	Sherwin Williams
Prefab Pipes @ Gables	SW 7705 Wheat Penny	Sherwin Williams
Decorative Metal	SW 7020 Black Fox	Sherwin Williams
Garage Man Door	Match Stucco Color	Sherwin Williams
6" X 6" Decorative Ceramic Tile	SB202B	California Pottery and Tile Works
6" X 6" Solid Ceramic Tile	CP23	California Pottery and Tile Works
Grout @ Ceramic Tile	Match Stucco Color	Custom Building Products

NOTE: Verify WHA if any variation occurs between these schemes and the construction documents prior to purchase.
 Contact: 1-800-James SanDiego (949) 250-0667

© 2021 WILLIAM HEZMALHALCH ARCHITECTS, INC. DBA WHA

REVISIONS:

Number	Date	Description
1	1/5/22	Block added to 'B' color schemes and manufacturer name added to 'D' color schemes per client.
2	1/15/22	Project name updated.
3	2/23/23	Traditional finishes reviewed. Schemes revised per current architecture. WHA contact revised.
4	12/14/23	Stucco color #2 added to all schemes per city comments. Call-outs added. WHA contact revised.
5	4/25/25	Omega stucco numbers added to Stucco Color #2. WHA contact revised.
6	7/15/25	Various scheme revisions per city comments.



ACACIA POINTE
 Perris, California
 D.R. HORTON
 July 15, 2025 | 2021239

SCHEME 4A
 'A' Elevations Only
 Spanish

For exact color refer to manufacturer's actual samples.
 © 2021 WILLIAM HEZMALHALCH ARCHITECTS, INC. DBA WHA



ACACIA POINTE

Perris, California
 D.R. HORTON
 October 20, 2021 | 2021239
 PAGE 2 OF 6

Exterior Color & Materials

SCHEME 4A 'A' ELEVATIONS ONLY, SPANISH


Material	Color	Manufacturer
Roofing: Low Profile Concrete Tile	1/2680 Los Padres Blend Ref.: 24 Em.: 91 A.SRI: 25	Eagle
Gutters & Downspouts (factory finish)	Woodbeige	Custom-Bilt Metals
Stucco Color #1 (lightface finish)	1/18 A 655 (Similar to Sherwin Williams SW 7005 Pure White)	Omega
Stucco Color #2 (lightface finish)	1/1TB0 (Match Sherwin Williams SW 7038 Accessible Beige)	Omega
Trim Color #1 (applied to): French Doors Garage Doors Trim Utility Doors	SW 7038 Tony Taupo	Sherwin Williams
Trim Color #2 (applied to): Fascia Pilot Shelves Unit Doors	SW 7255 Tree Branch	Sherwin Williams
Accent Color (applied to): Shutters	SW 6223 Still Water	Sherwin Williams
Prefab Pipes @ Gables	SW 7705 Wheat Penny	Sherwin Williams
Decorative Metal	SW 7020 Black Fox	Sherwin Williams
Garage Man Door	Match Stucco Color	Sherwin Williams
6" X 6" Decorative Ceramic Tile	SB202B	California Pottery and Tile Works
6" X 6" Solid Ceramic Tile	CP23	California Pottery and Tile Works
Grout @ Ceramic Tile	Match Stucco Color	Custom Building Products

NOTE: Verify WHA if any variation occurs between these schemes and the construction documents prior to purchase.
 Contact: 1-800-James SanDiego (949) 250-0667

© 2021 WILLIAM HEZMALHALCH ARCHITECTS, INC. DBA WHA

REVISIONS:

Number	Date	Description
1	1/5/22	Block added to 'B' color schemes and manufacturer name added to 'D' color schemes per client.
2	1/15/22	Project name updated.
3	2/23/23	Traditional finishes reviewed. Schemes revised per current architecture. WHA contact revised.
4	12/14/23	Stucco color #2 added to all schemes per city comments. Call-outs added. WHA contact revised.
5	4/25/25	Omega stucco numbers added to Stucco Color #2. WHA contact revised.
6	7/15/25	Various scheme revisions per city comments.



ACACIA POINTE
 Perris, California
 D.R. HORTON
 July 15, 2025 | 2021239

SCHEME 5A
 'A' Elevations Only
 Spanish

For exact color refer to manufacturer's actual samples.
 © 2021 WILLIAM HEZMALHALCH ARCHITECTS, INC. DBA WHA



ACACIA POINTE

Perris, California
 D.R. HORTON
 October 20, 2021 | 2021239
 PAGE 3 OF 6

Exterior Color & Materials

SCHEME 5A 'A' ELEVATIONS ONLY, SPANISH

Material	Color	Manufacturer
Roofing: Low Profile Concrete Tile	SCM 6830 Albuquerque Blend Ref.: 17 Em.: 90 A.SRI: 19	Eagle
Gutters & Downspouts (factory finish)	Royal Brown	Custom-Bilt Metals
Stucco Color #1 (lightface finish)	1/1TB0 (Match Sherwin Williams SW 9109 Natural Linen)	Omega
Stucco Color #2 (lightface finish)	1/58 233 (Similar to Dunn Edwards DE 6143 Almond Lullaby)	Omega
Trim Color #1 (applied to): French Doors Garage Doors Trim Utility Doors	SW 6095 Tossey	Sherwin Williams
Trim Color #2 (applied to): Fascia Pilot Shelves Unit Doors	SW 7510 Chateau Brown	Sherwin Williams
Accent Color (applied to): Shutters	SW 7605 Gale Force	Sherwin Williams
Prefab Pipes @ Gables	SW 7705 Wheat Penny	Sherwin Williams
Decorative Metal	SW 7020 Black Fox	Sherwin Williams
Garage Man Door	Match Stucco Color	Sherwin Williams
6" X 6" Decorative Ceramic Tile	SB202B	California Pottery and Tile Works
6" X 6" Solid Ceramic Tile	CP23	California Pottery and Tile Works
Grout @ Ceramic Tile	Match Stucco Color	Custom Building Products

NOTE: Verify WHA if any variation occurs between these schemes and the construction documents prior to purchase.
 Contact: 1-800-James SanDiego (949) 250-0667

© 2021 WILLIAM HEZMALHALCH ARCHITECTS, INC. DBA WHA

REVISIONS:

Number	Date	Description
1	1/5/22	Block added to 'B' color schemes and manufacturer name added to 'D' color schemes per client.
2	1/15/22	Project name updated.
3	2/23/23	Traditional finishes reviewed. Schemes revised per current architecture. WHA contact revised.
4	12/14/23	Stucco color #2 added to all schemes per city comments. Call-outs added. WHA contact revised.
5	4/25/25	Omega stucco numbers added to Stucco Color #2. WHA contact revised.
6	7/15/25	Various scheme revisions per city comments.

A- Spanish Color Schemes
COLOR & MATERIAL BOARDS

ACACIA POINTE
 PERRIS, CA



EXPRESS

CM.1


DESIGN REVIEW

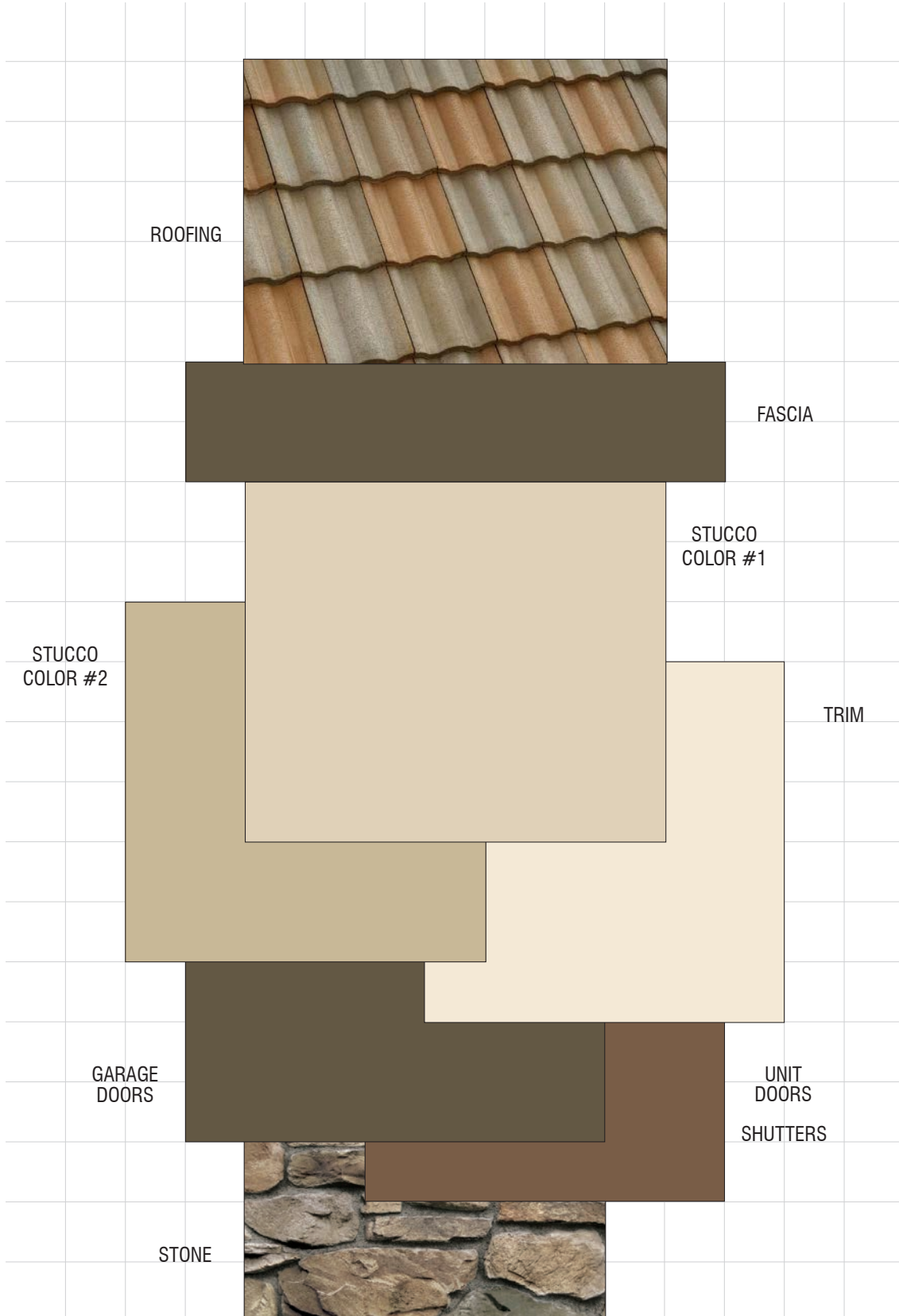
© 2023 WILLIAM HEZMALHALCH ARCHITECTS, INC. dba WHA | 2021239 | 07-22-25

ARCHITECTS · PLANNERS · DESIGNERS



ORANGE COUNTY · LOS ANGELES · BAY AREA · SACRAMENTO





ACACIA 2POINTE
Perris, California
D.R. HORTON
October 20, 2021 | 2021239
PAGE 4 OF 6


Exterior Color & Materials
SCHEME 2D

Material	Color	Manufacturer
Roofing: Low Profile Concrete Tile	*2680 Los Padres Blend Ref.: 24 Em.: 51 A.SRI: 25	Eagle
Gutters & Downspouts (factory finish)	Bronze	Custom-Bilt Metals
*Manufactured Stone	Country Meadows Italian Villa Stone	Coronado
*Mortar @ Stone (standard raked joints)	Caramel	Orco
Stucco Color #1 (lightface finish)	*TBD (Match Sherwin Williams *SW 7573 Chopsticks)	Omega
*Stucco Color #2 (lightface finish)	*3/4 405 (Similar to Kelly-Moore KM 4634-2 Community)	Omega
Trim Color #1 (applied to): French Doors Poft Shelves Trim Utility Doors	*SW 7557 Summer White	Sherwin Williams
Trim Color #2 (applied to): Fascia Garage Doors	*SW 8153 Protage Bronze	Sherwin Williams
Accent Color (applied to): Unit Doors Shutters	*DQ 15429 Match to Kelly-Moore KM 4526-5 Coffee Bar	Sherwin Williams <i>*(Contact local paint store for specified color.)</i>
Garage Man Door	Match Stucco Color	Sherwin Williams

NOTE: Verify WHA if any variation occurs between these schemes and the construction documents prior to purchase.
Contact ***Lambert Sandak (949) 250-0607.


© 2023 WILLIAM HEZMALHALCH ARCHITECTS, INC. DBA WHA.

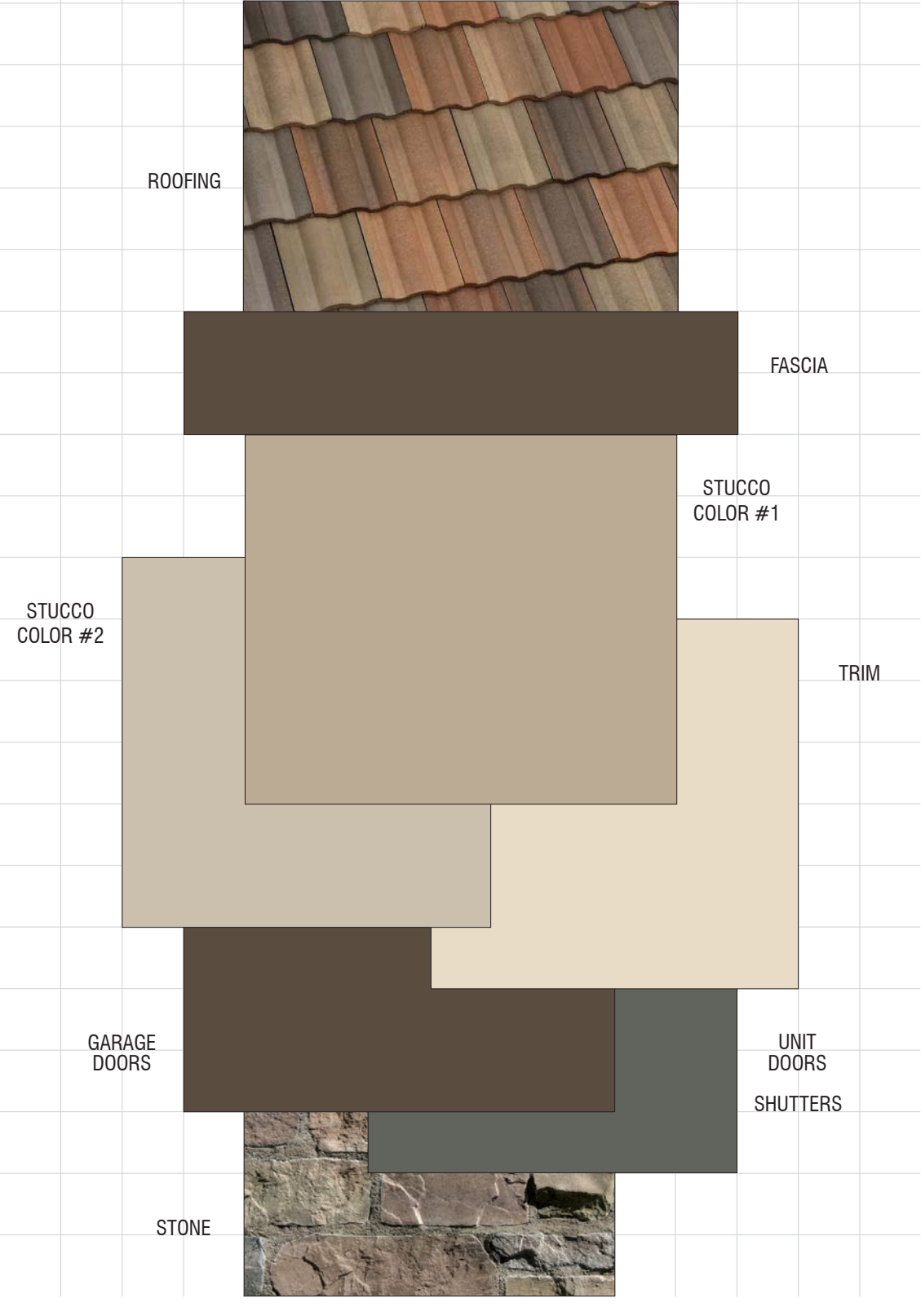
SCHEME 2D
'B' Elevations Only
Italianate



REVISIONS:

Number	Date	Description
1	1/5/22	Block added to 'B' color schemes and manufacturer done added to 'D' color schemes per client.
2	1/15/22	Project name updated.
3	2/9/23	Traditional elevations removed. Schemes revised per current architecture. WHA contact revised.
4	12/14/23	Stucco color #2 added to all schemes per city comments. Call-outs added. WHA contact revised.
5	4/25/25	Omega stucco numbers added to Stucco Color #2. WHA contact revised.
6	7/15/25	Various scheme revisions per city comments.





ACACIA 2POINTE
Perris, California
D.R. HORTON
October 20, 2021 | 2021239
PAGE 5 OF 6


Exterior Color & Materials
SCHEME 4D

Material	Color	Manufacturer
Roofing: Low Profile Concrete Tile	*2773 Walnut Creek Blend Ref.: 20 Em.: 94 A.SRI: 23	Eagle
Gutters & Downspouts (factory finish)	*Beaver Brown	Custom-Bilt Metals
*Manufactured Stone	Rawhides Tuscan Villa Stone	Coronado
*Mortar @ Stone (standard raked joints)	Khaki	Orco
Stucco Color #1 (lightface finish)	*D A-134 (Similar to Sherwin Williams *SW 7548 Portico)	Omega
*Stucco Color #2 (lightface finish)	*TBD (Match Sherwin Williams *SW 7542 Nature)	Omega
Trim Color #1 (applied to): French Doors Poft Shelves Trim Utility Doors	*SW 6119 Antique White	Sherwin Williams
Trim Color #2 (applied to): Fascia Garage Doors	*SW 7027 Well-Bred Brown	Sherwin Williams
Accent Color (applied to): Unit Doors Shutters	*SW 8208 Pewter Green	Sherwin Williams
Garage Man Door	Match Stucco Color	Sherwin Williams

NOTE: Verify WHA if any variation occurs between these schemes and the construction documents prior to purchase.
Contact ***Lambert Sandak (949) 250-0607.


© 2023 WILLIAM HEZMALHALCH ARCHITECTS, INC. DBA WHA.

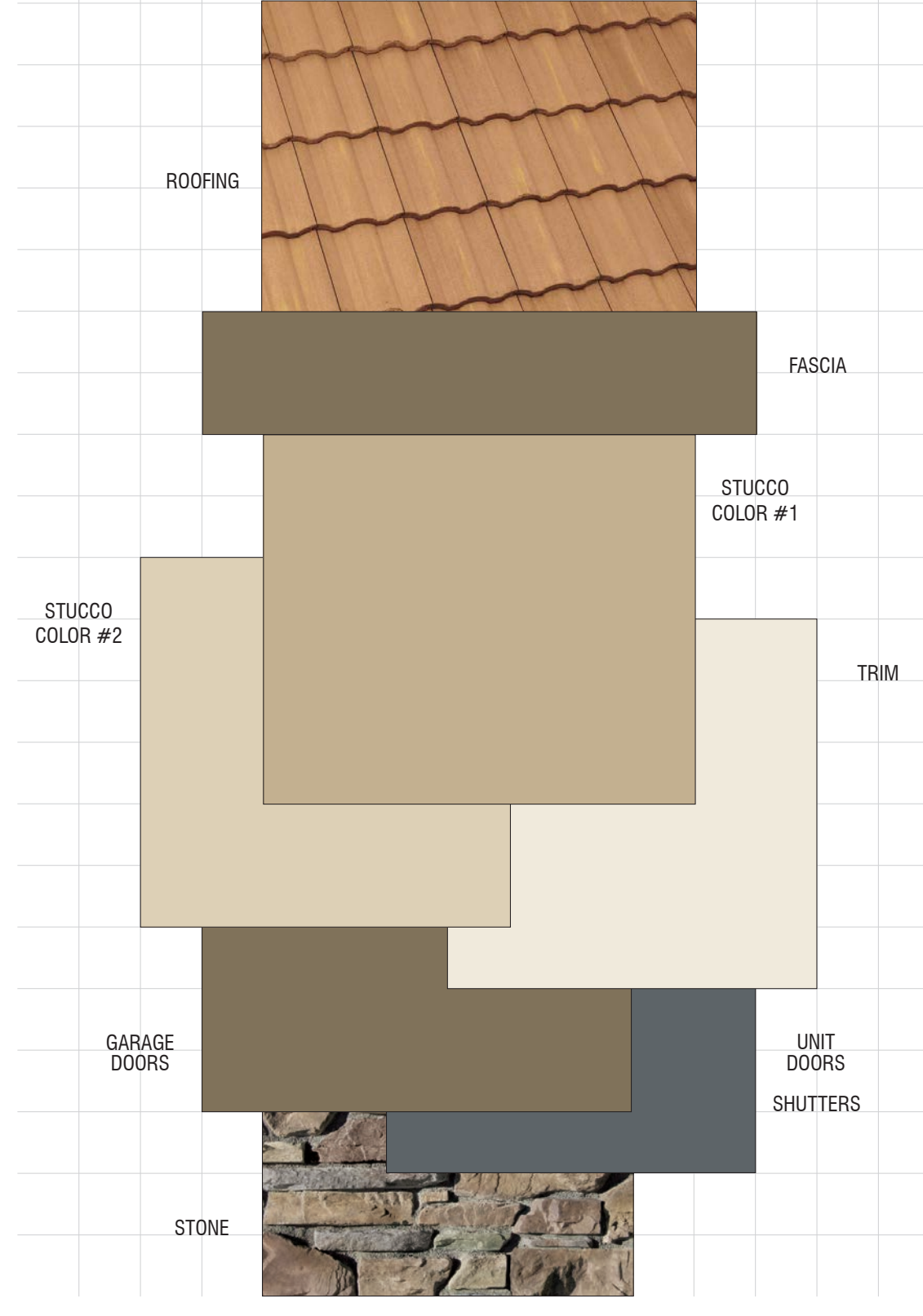
SCHEME 4D
'B' Elevations Only
Italianate



REVISIONS:

Number	Date	Description
1	1/5/22	Block added to 'B' color schemes and manufacturer done added to 'D' color schemes per client.
2	1/15/22	Project name updated.
3	2/9/23	Traditional elevations removed. Schemes revised per current architecture. WHA contact revised.
4	12/14/23	Stucco color #2 added to all schemes per city comments. Call-outs added. WHA contact revised.
5	4/25/25	Omega stucco numbers added to Stucco Color #2. WHA contact revised.
6	7/15/25	Various scheme revisions per city comments.





ACACIA 2POINTE
Perris, California
D.R. HORTON
October 20, 2021 | 2021239
PAGE 6 OF 6


Exterior Color & Materials
SCHEME 5D

Material	Color	Manufacturer
Roofing: Low Profile Concrete Tile	*2532 Weathered Terracotta Ref.: 24 Em.: 58 A.SRI: 26	Eagle
Gutters & Downspouts (factory finish)	*Buckskin Brown	Custom-Bilt Metals
*Manufactured Stone	Grove Italian Villa Stone	Coronado
*Mortar @ Stone (standard raked joints)	Latte	Orco
Stucco Color #1 (lightface finish)	*1 1/2 40 (Similar to Sherwin Williams *SW 9121 Sawgrass Basket)	Omega
*Stucco Color #2 (lightface finish)	*TBD (Match to Sherwin Williams *SW 9119 Dirty Martin)	Omega
Trim Color #1 (applied to): French Doors Poft Shelves Trim Utility Doors	*SW 6385 Dover White	Sherwin Williams
Trim Color #2 (applied to): Fascia Garage Doors	*SW 9145 Thatch Brown	Sherwin Williams
Accent Color (applied to): Unit Doors Shutters	*SW 8236 Gray Harbor	Sherwin Williams
Garage Man Door	Match Stucco Color	Sherwin Williams

NOTE: Verify WHA if any variation occurs between these schemes and the construction documents prior to purchase.
Contact ***Lambert Sandak (949) 250-0607.

© 2023 WILLIAM HEZMALHALCH ARCHITECTS, INC. DBA WHA.

SCHEME 5D
'B' Elevations Only
Italianate



REVISIONS:

Number	Date	Description
1	1/5/22	Block added to 'B' color schemes and manufacturer done added to 'D' color schemes per client.
2	1/15/22	Project name updated.
3	2/9/23	Traditional elevations removed. Schemes revised per current architecture. WHA contact revised.
4	12/14/23	Stucco color #2 added to all schemes per city comments. Call-outs added. WHA contact revised.
5	4/25/25	Omega stucco numbers added to Stucco Color #2. WHA contact revised.
6	7/15/25	Various scheme revisions per city comments.

B- Italianate Color Schemes

COLOR & MATERIAL BOARDS

ACACIA POINTE

PERRIS, CA



EXPRESS

CM.2

DESIGN REVIEW

