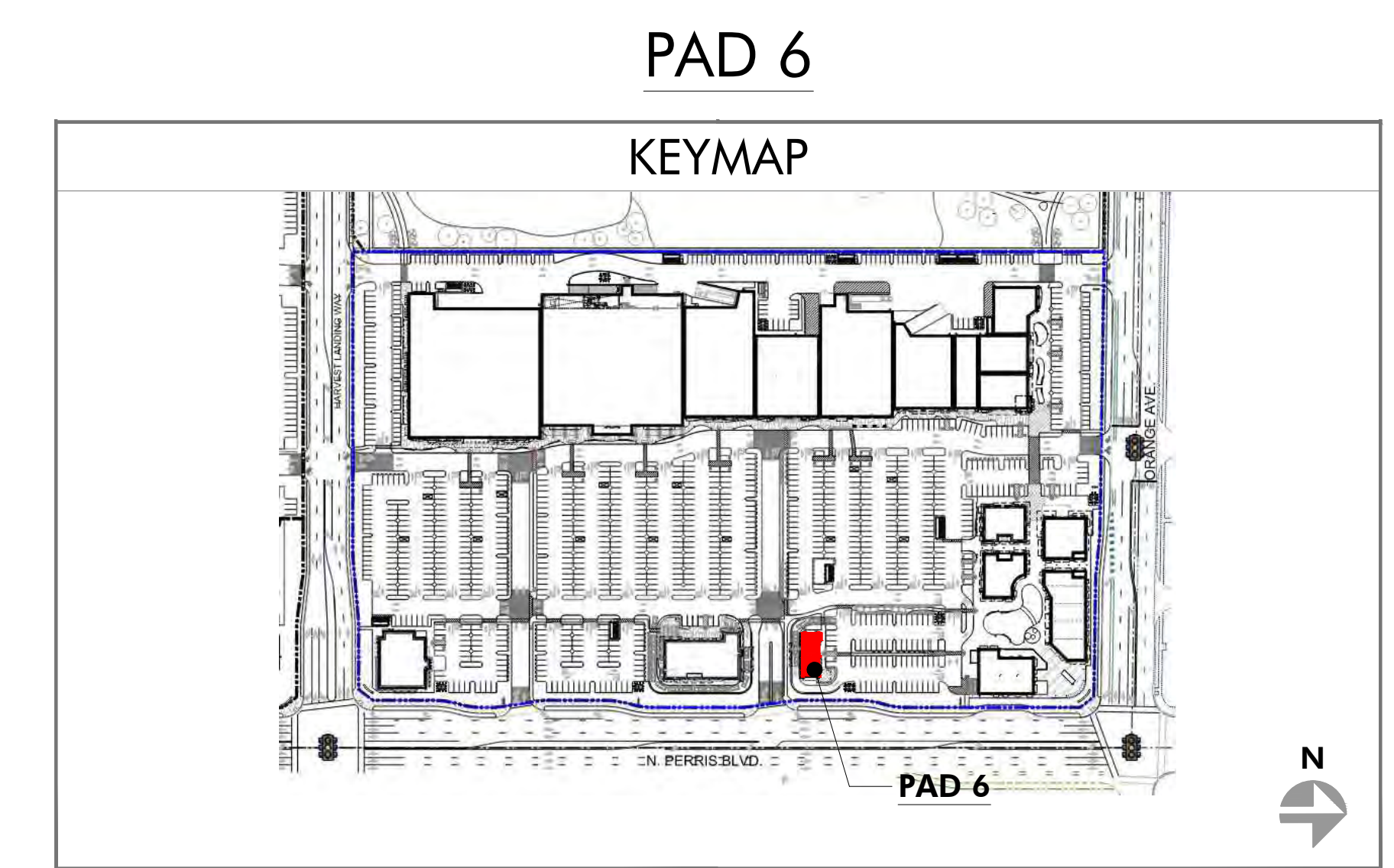


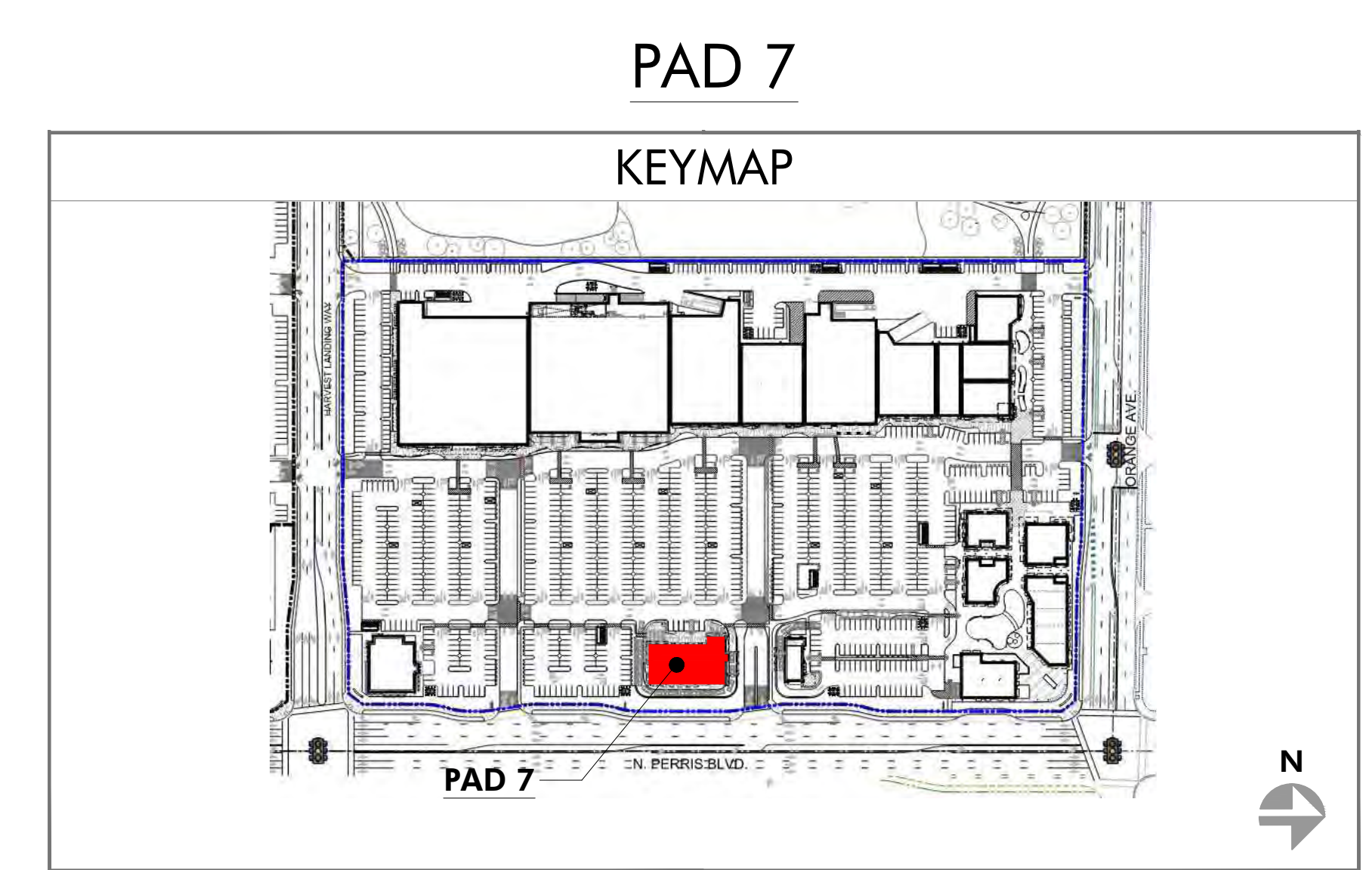
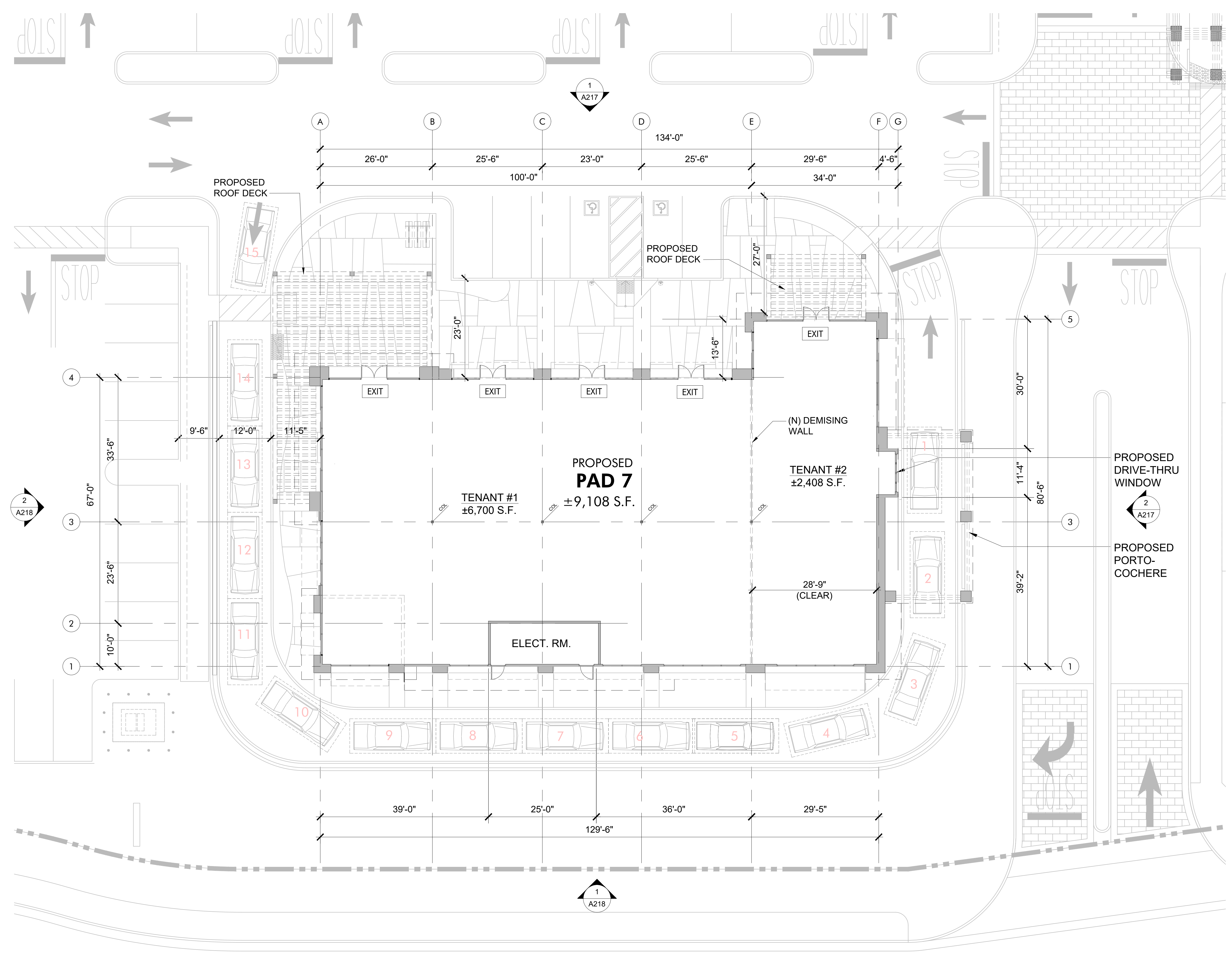
FLOOR PLAN LEGEND	
	ELEVATION SHEET NUMBER ELEVATION NUMBER
	(N) STRUCTURAL COLUMNS.
	EXIT SYMBOL, ILLUMINATED EXIT SIGN WITH EMERGENCY BACK-UP POWER.
SALES FLOOR ± 0,000 11.10'	ROOM NAME AREA SQUARE FOOTAGE FINISH FLOOR ELEVATION
	MODULAR STOREFRONTS
	EXTERIOR WALL



PROPOSED FLOOR PLAN (PAD 6)
SCALE: 3/32" = 1'-0"




FLOOR PLAN LEGEND	
	ELEVATION SHEET NUMBER ELEVATION NUMBER
	(N) STRUCTURAL COLUMNS.
	EXIT SYMBOL. ILLUMINATED EXIT SIGN WITH EMERGENCY BACK-UP POWER.
SALES FLOOR	ROOM NAME AREA SQUARE FOOTAGE FINISH FLOOR ELEVATION
	MODULAR STOREFRONTS
	EXTERIOR WALL



PROPOSED FLOOR PLAN (PAD 7)
SCALE: 3/32" = 1'-0"

HIP So-Cal Properties LLC
2244 N. Pacific Street
Orange, CA 92865
TEL. (714) 637-3333

 **AZURE DEVELOPMENT CO.**
944 South Greenwood Avenue
Montebello, CA 90640
TEL. (310) 467-7408

 **Harvest Landing Retail Center & Business Park**
SWC Perris Blvd. & Orange Ave., Perris CA 92571

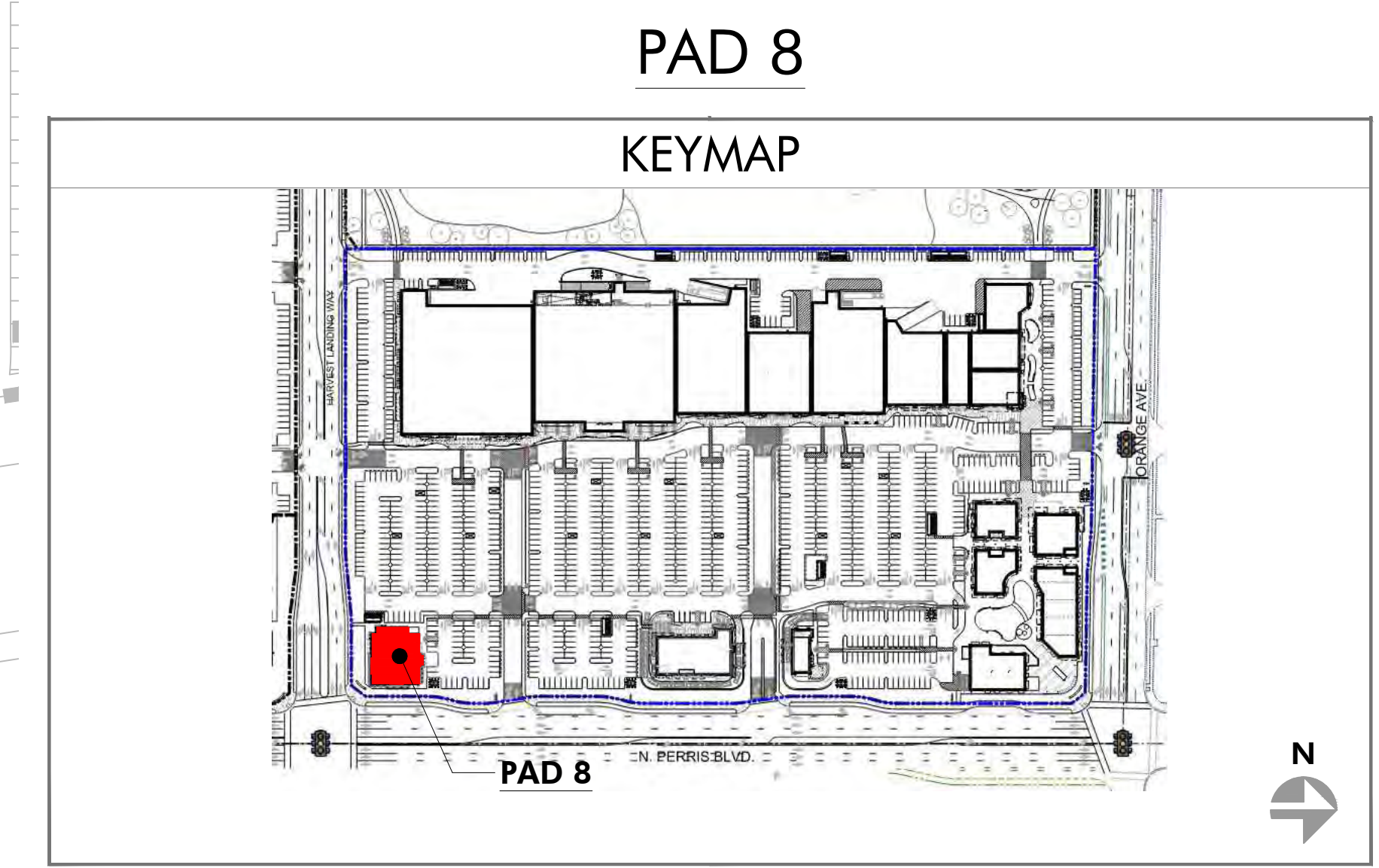
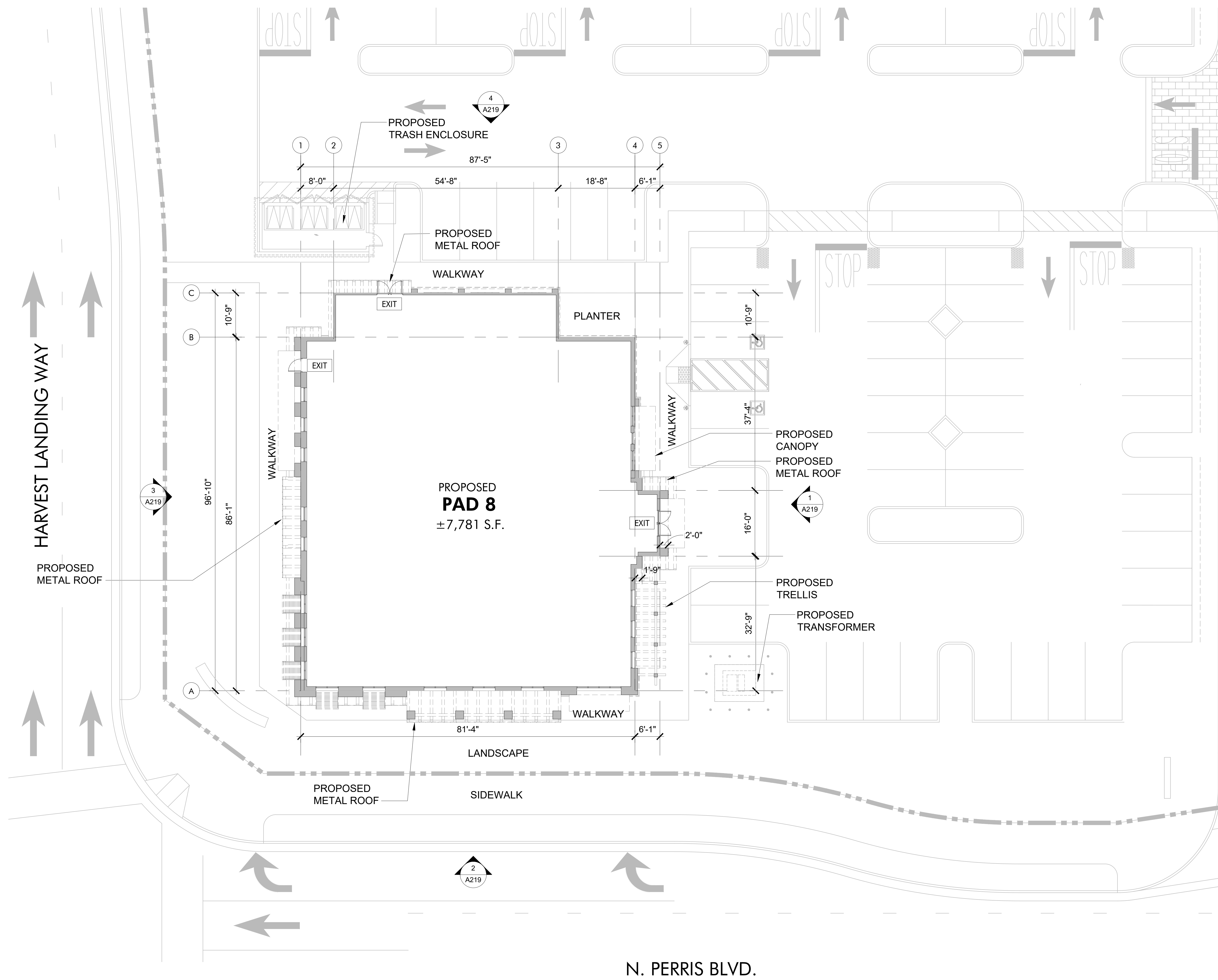
PROPOSED FLOOR PLAN
22161MMA | 02.08.2025

A117

PRELIMINARY SUBJECT TO CHANGE
mmaarchitecture.com



FLOOR PLAN LEGEND	
	ELEVATION SHEET NUMBER ELEVATION NUMBER
	(N) STRUCTURAL COLUMNS.
	EXIT SYMBOL, ILLUMINATED EXIT SIGN WITH EMERGENCY BACK-UP POWER.
SALES FLOOR ± 0,000 11,10'	ROOM NAME AREA SQUARE FOOTAGE FINISH FLOOR ELEVATION
	MODULAR STOREFRONTS
	EXTERIOR WALL



PROPOSED FLOOR PLAN (PAD 8)
SCALE: 3/32" = 1'-0"

HIP So-Cal Properties LLC
2244 N. Pacific Street
Orange, CA 92865
TEL. (714) 637-3333



AZURE DEVELOPMENT CO.
944 South Greenwood Avenue
Montebello, CA 90640
TEL. (310) 467-7408

Harvest Landing Retail Center & Business Park
SWC Perris Blvd. & Orange Ave., Perris CA 92571

PROPOSED FLOOR PLAN

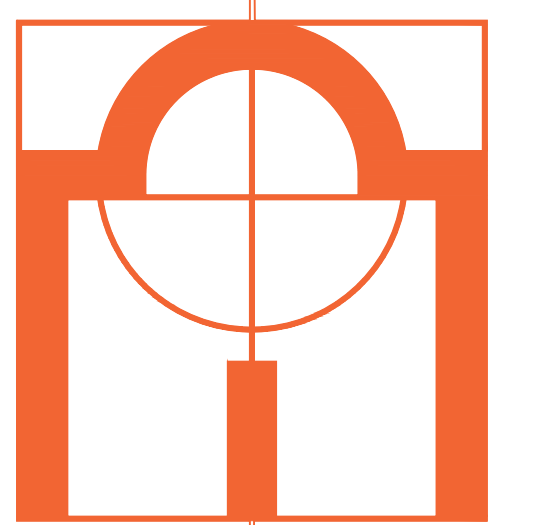
22161MMA

02.08.2025

A118

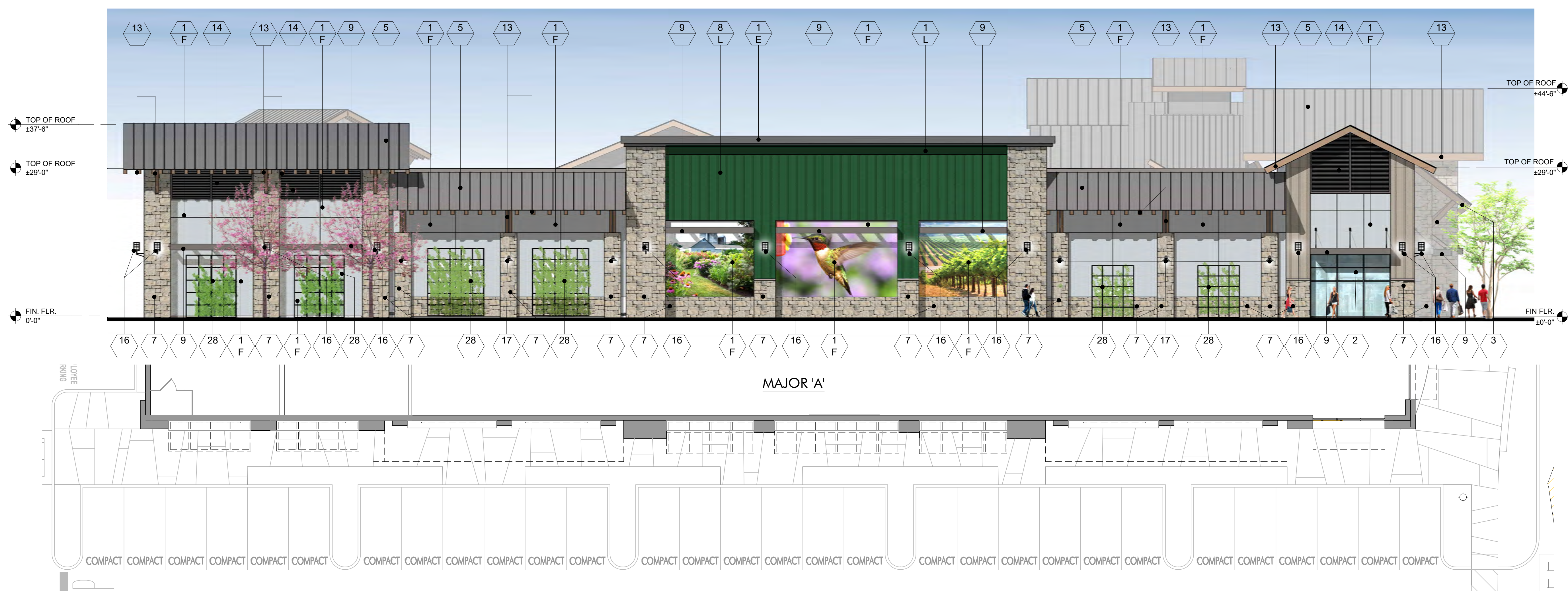
PRELIMINARY SUBJECT TO CHANGE
mmaarchitecture.com

mma
Architecture





1 EAST ELEVATION - MAJOR 'A'
SCALE: 3/32" = 1'-0"

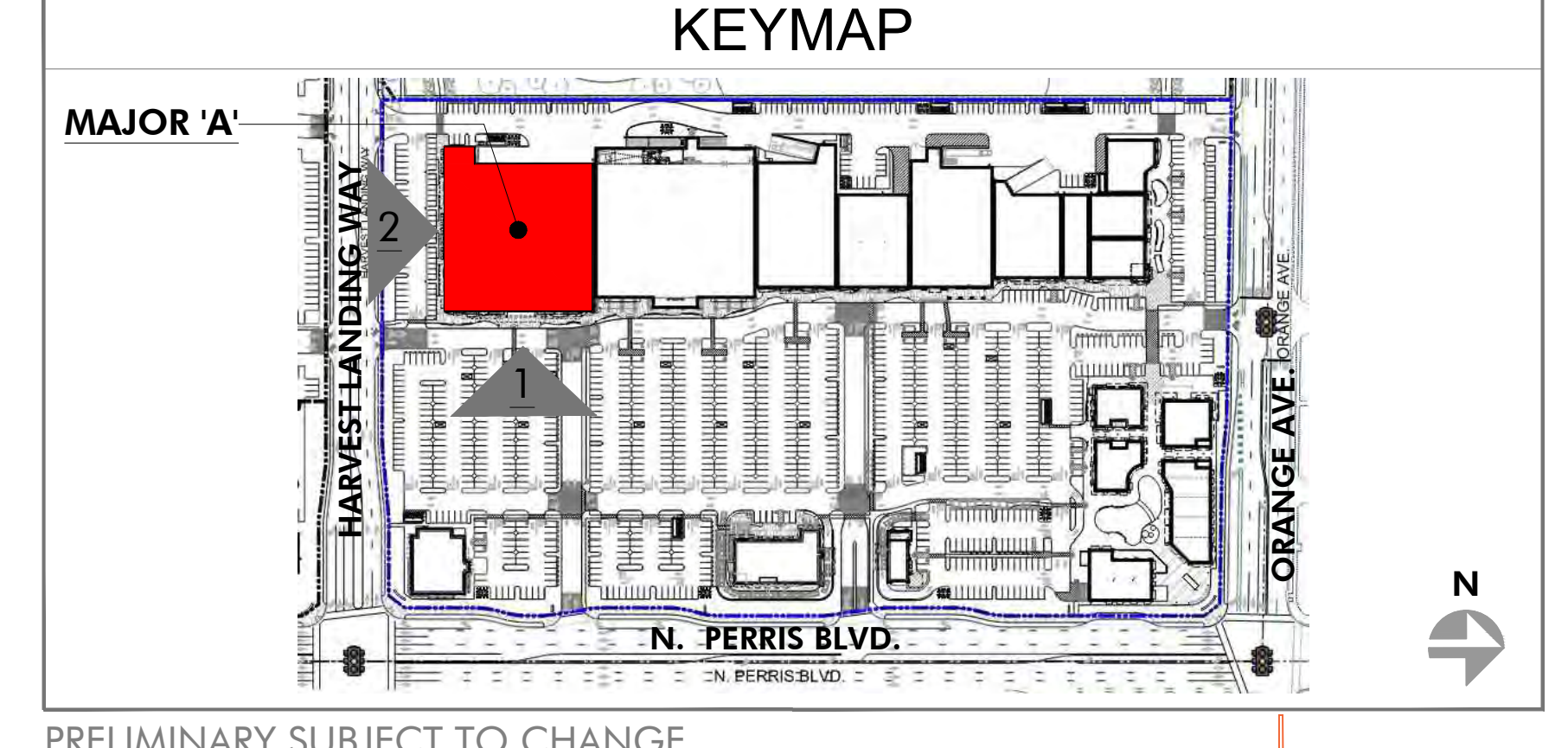


2 SOUTH ELEVATION - MAJOR 'A'
SCALE: 1" = 30'-0"




3 OVERALL EAST EXTERIOR ELEVATION
SCALE: 1" = 30'-0"

FINISH LEGEND			
KEY	MATERIAL	KEY	MATERIAL
23	TRASH RECEPTACLES MANUFACTURER: VICTOR STANLEY MODEL: SDC-36 COLOR: BLACK	1	STUCCO - SMOOTH MANUFACTURER: HIGHLAND STUCCO FINISH: STEEL TROWEL - PAINTED DUNN EDWARDS
24	BIKE RACKS MANUFACTURER: VICTOR STANLEY MODEL: FREESIA BIKE RACK COLOR: BLACK	2	STOREFRONT MANUFACTURER: ARCADIA - COLOR #85 DARK BRONZE AB-7 STOREFRONT GLASS VITRO ARCH. GLASS - 1" CLEAR FLOAT GLASS
25	METAL AWNING MANUFACTURER: METAL SALES MODEL: MAGNA-LOC 180 MISTIQUE PLUS (W31)	2A	SPANDREL GLASS VITRO ARCH. GLASS AV933 WARM GRAY #2
26	CONCRETE PAVERS MANUFACTURER: ACKERSTONE MODEL: 4x16 - NO CHAMFER, RUNNING BOND COLOR: BELLASINA BLEND	3	BRICK VENEER MANUFACTURER: INTERSTATE BRICK MODEL: THIN MODULAR 2 1/4 COLOR: ARCTIC WHITE GROUT COLOR: #381 BRIGHT WHITE BY CUSTOMS BUILDING PRODUCT
27	CONCRETE PAVING MANUFACTURER: BY GENERAL CONTRACTOR FINISH: ACID WASH FINISH, SAW CUT LINES. COLOR: NATURAL GRAY	4	BATTEN BOARD SIDING MANUFACTURER: HARDIE BOARD MODEL: HARDIE PLANK SMOOTH VERTICAL PANELS (10' x 4' x 5/8") W/ TRIM BOARDS (1" x 3.5") COLOR: PRIMED AND PAINTED W/ 2-COATS FLAT ACRYLIC LATEX - EGGSHELL BY DUNN EDWARDS DUNN SPACING AT 12" CENTER TO CENTER.
28	GREENSCREEN MANUFACTURER: GREENSCREEN COLOR: MATTE TEXTURE GREEN	5	STANDING SEAM METAL ROOF MANUFACTURER: METAL SALES MODEL: MAGNA-LOC 180 COLOR: SLATE GRAY (W38)
29	PATIO FURNITURE MANUFACTURER: EMU CONTRACT SEGO #288 - ARM CHAIR, 22 A/ IRON CANTO #R02 MESH TABLE - 36" SQ. 22 A/ IRON UMBRELLA - ALUMINUM SQUARE (118" x 118") COLOR: CANOPY BEIGE STEEL BASE (24" SQ.) SILVER	6	METAL WALL PANELS MANUFACTURER: METAL SALES MODEL: EM1 - 1653 WALL PANEL COLOR: SLATE GRAY (W38)
30	STRINGS LIGHTS MANUFACTURER: TIVOLI LIGHTING MODEL: LITESPHERE LED, 3000K USE 3/8" STEEL CABLE WIRE (BY OTHERS) COLOR: CLEAR	7	STONE VENEER MANUFACTURER: ELDERADO STONE MODEL: ROUGHOUT COLOR: VINEYARD TRAIL
31	WALL LIGHT - LOADING AREAS MANUFACTURER: KIM LIGHTING MODEL: W35 WALL DIRECTOR (SMALL) - DOWN COLOR: BLT - BLACK MATTE TEXTURE	8	SIDING MANUFACTURER: HARDIE BOARD MODEL: ARTISAN SQUARE CHANNEL COLOR: PRIMED TO PAINT
33	COMPOSITE SIDING MANUFACTURER: AZEK MODEL: OPEN JOINT CLADDING COLOR: WEATHERED TEAK	9	METAL CANOPY MANUFACTURER: BY GENERAL CONTRACTOR FINISH: PAINTED COLOR: DE 6385 BLACK BEAN - SEMI GLOSS BY DUNN EDWARDS
34	CMU BLOCK MANUFACTURER: ORCO BLOCK MODEL: SPLIT FACE BLOCK COLOR: NATURAL GRAY	10	METAL FRAME FACADE COLOR: DET 590 MOODY BLUES - SEMI GLOSS BY DUNN EDWARDS
35	CMU BLOCK MANUFACTURER: ORCO BLOCK MODEL: SPLIT FACE BLOCK COLOR: BLACK 100	11	METAL TRELLIS, POST & STEEL FRAMING MANUFACTURER: BY GENERAL CONTRACTOR FINISH: PAINTED COLOR: DE 6385 BLACK BEAN - SEMI GLOSS BY DUNN EDWARDS
36	WOOD BEAM HEADER WOOD VENEER BEAM FINISH: SEMI-TRANSPARENT STAIN COLOR COLOR: RUSTIC CEDAR	12	PRECAST CONCRETE BASE MANUFACTURER: EMPIRE PRECAST FINISH: SANDSTONE COLOR: NATURAL GRAY
37	ENTRY DRIVE PAVERS MANUFACTURER: ACKERSTONE MODEL: PALERMO COLOR: ANTIQUE PEWTER	13	WOOD EAVES / FASCIA MANUFACTURER: BY GENERAL CONTRACTOR
38	MANUFACTURER: FX SHADE OR EQUAL MODEL: TRELLIS SHADE - RETRACTABLE COLOR: WHITE	14	OLYMPIC COLOR: BUTTERNUT SOLID COLOR WATERPROOFING STAIN / SEALER
39	STANDING SEAM COVERED PATIO W/ METAL FRAME MANUFACTURER: METAL SALES MODEL: MAGNA-LOC 180 COLOR: SLATE GRAY (W38)	15	WALL LOUVERS MANUFACTURER: ARCHITECTURE WALL LOUVERS MODEL: 4" STANDARD BLADE COLOR: DE 6385 BLACK BEAN - SEMI GLOSS BY DUNN EDWARDS
KEY PAINT COLORS		16	METAL BRACKETS MANUFACTURER: BY GENERAL CONTRACTOR FINISH: PAINTED COLOR: DE 6385 BLACK BEAN - SEMI GLOSS BY DUNN EDWARDS
A	PAIN COLOR: IGLOO DEW379 BY: DUNN EDWARDS	17	WALL SCIENCE MANUFACTURER: HESS MODEL: LED VILLAGE 375 WALL MOUNT COLOR: BLACK
B	PAIN COLOR: SILVERLINED DE6353 BY: DUNN EDWARDS	18	WALL SCIENCE MANUFACTURER: INTRIGUE LIGHTING LED MODEL: LARGE METRO COLOR: BLACK
C	PAIN COLOR: DRIFTING DEC770 BY: DUNN EDWARDS	19	WALL SCIENCE MANUFACTURER: INTRIGUE LIGHTING LED MODEL: EPIC COLOR: BLACK
D	PAIN COLOR: SMOKEY MOUNTAIN DE6388 BY: DUNN EDWARDS	20	WALL SCIENCE (SERVICE DOORS) MANUFACTURER: BEGA MODEL: 33 224 LED COLOR: BLACK
E	PAIN COLOR: BANK VAULT DE6383 BY: DUNN EDWARDS	21	PEDESTRIAN POLE LIGHT MANUFACTURER: INTRIGUE LIGHTING LED MODEL: ELEGANT, SIDE ARM SHEPHERDS CROOK MOUNT POLE: PA3 SERIES 15' HIGH
F	PAIN COLOR: SILVER SETTING DE6359 BY: DUNN EDWARDS	22	SIGN LIGHTS MANUFACTURER: TMS LIGHTING MODEL: SIGN 18 LED COLOR: MATTE BLACK
G	PAIN COLOR: ALWAYS ALMOND BY: PPG 1099-1	23	TRELLIS LIGHTS MANUFACTURER: LIGHTWAY MODEL: POSW-5-LED COLOR: SATIN BLACK
H	PAIN COLOR: JERICHO JADE BY: PPG 1142-6		
J	PAIN COLOR: WEATHERED LEATHER DE6105 BY: DUNN EDWARDS		
K	PAIN COLOR: KILN DRIED DET692 BY: DUNN EDWARDS		
L	PAIN COLOR: HARTFORD GREEN BY: SHERWIN WILLIAMS		



PRELIMINARY SUBJECT TO CHANGE

HIP So-Cal Properties LLC
2244 N. Pacific Street
Orange, CA 92865
TEL. (714) 637-3333

 AZURE DEVELOPMENT CO.
944 South Greenwood Avenue
Montebello, CA 90640
TEL. (310) 467-7408



Harvest Landing Retail Center & Business Park
SWC Perris Blvd. & Orange Ave., Perris CA 92571


EXTERIOR ELEVATIONS
22161MMA | 02.10.2025

A201





1 EAST ELEVATION - MAJOR 'B'
SCALE: 3/32" = 1'-0"

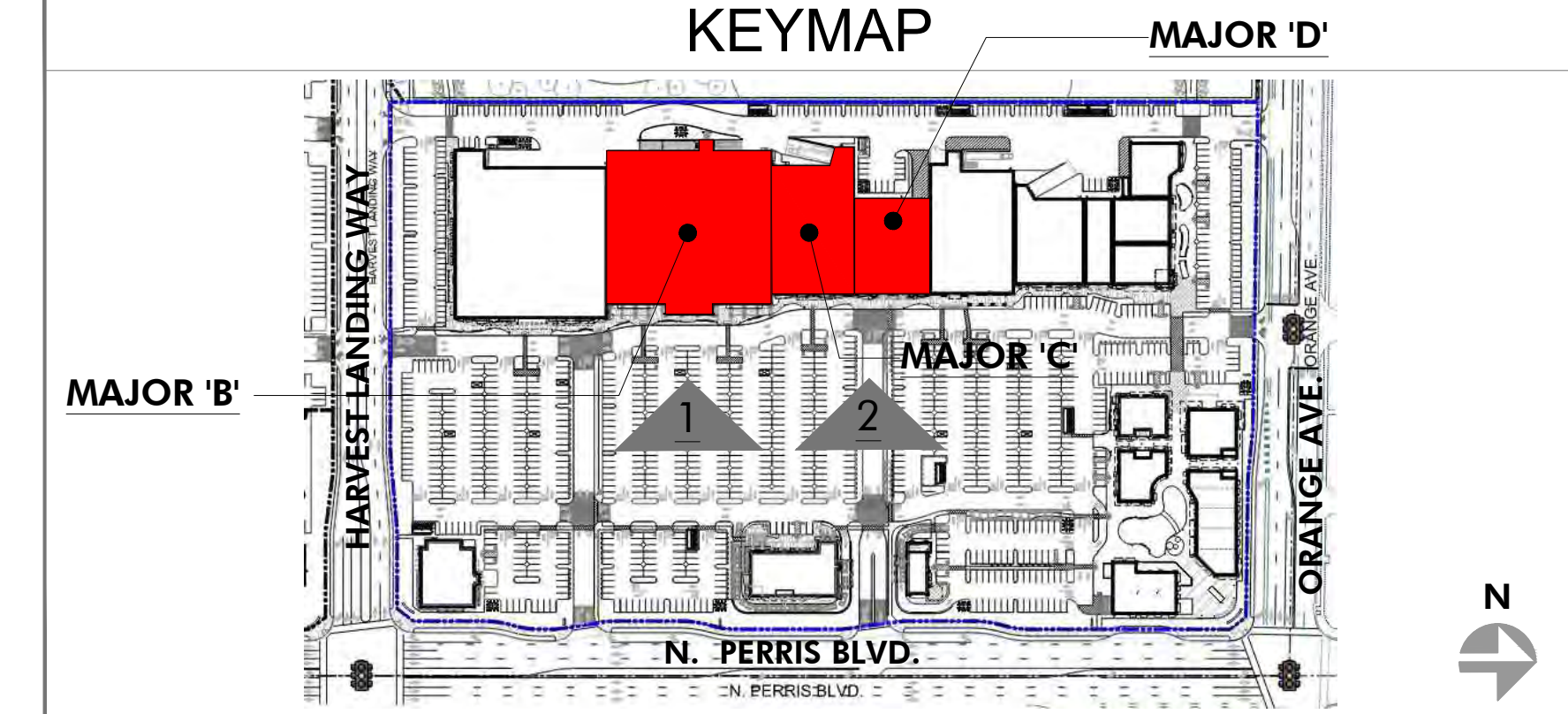


2 EAST ELEVATION - MAJOR 'C' & 'D'
SCALE: 3/32" = 1'-0"



3 OVERALL EAST EXTERIOR ELEVATION
SCALE: 1" = 30'-0"

FINISH LEGEND			
KEY	MATERIAL	KEY	MATERIAL
23	TRASH RECEPTACLES MANUFACTURER: VICTOR STANLEY MODEL: SDC-36 COLOR: BLACK	1	STUCCO - SMOOTH MANUFACTURER: HIGHLAND STUCCO FINISH: STEEL TROWEL - PAINTED DUNN EDWARDS
24	BIKE RACKS MANUFACTURER: VICTOR STANLEY MODEL: FREESIA BIKE RACK COLOR: BLACK	2	STOREFRONT MANUFACTURER: ARCADIA - COLOR: #85 DARK BRONZE AB-7 STOREFRONT GLASS VITRO ARCH. GLASS - 1" CLEAR FLOAT GLASS
25	METAL AWNING MANUFACTURER: METAL SALES MODEL: MAGNA-LOC 180 MISTIQUE PLUS (W31)	2A	SPANDREL GLASS VITRO ARCH. GLASS AV933 WARM GRAY #2
26	CONCRETE PAVERS MANUFACTURER: ACKERSTONE MODEL: 4x16 - NO CHAMFER, RUNNING BOND COLOR: BELLASINA BLEND	3	BRICK VENEER MANUFACTURER: INTERSTATE BRICK MODEL: THIN MODULAR 2 1/4 x 8 COLOR: ARCTIC WHITE GROUT COLOR: #381 BRIGHT WHITE BY CUSTOMS BUILDING PRODUCT
27	CONCRETE PAVING MANUFACTURER: BY GENERAL CONTRACTOR FINISH: ACID WASH FINISH, SAW CUT LINES. COLOR: NATURAL GRAY	4	BATTEN BOARD SIDING MANUFACTURER: HARDIE BOARD MODEL: HARDIE PLANK SMOOTH VERTICAL PANELS (10' x 4' x 5/8") W/ TRIM BOARDS (1" x 3.5") COLOR: PRIMED AND PAINTED W/ 2-COATS FLAT ACRYLIC LATEX - EGGSHELL BY DUNN EDWARDS BATTEN SPACING AT 12" CENTER TO CENTER.
28	GREENSCREEN MANUFACTURER: GREENSCREEN COLOR: MATTE TEXTURE GREEN	5	STANDING SEAM METAL ROOF MANUFACTURER: METAL SALES MODEL: MAGNA-LOC 180 COLOR: SLATE GRAY (W38)
29	PATIO FURNITURE MANUFACTURER: EMU CONTRACT SEGO #288 - ARM CHAIR, 22 A/ IRON CANTO #R02 MESH TABLE - 38" SQ. 22 A/ IRON UMBRELLA - ALUMINUM SQUARE (118" x 118") COLOR: CANOPY BEIGE STEEL BASE (24" SQ.) SILVER	6	METAL WALL PANELS MANUFACTURER: METAL SALES MODEL: EM1 - 1653 WALL PANEL COLOR: SLATE GRAY (W38)
30	STRING LIGHTS MANUFACTURER: TIVOLI LIGHTING MODEL: LITESPHERE LED, 3000K USE 3/8" STEEL CABLE WIRE (BY OTHERS) COLOR: CLEAR	7	STONE VENEER MANUFACTURER: ELDRADO STONE MODEL: ROUGHOUT COLOR: VINEYARD TRAIL
31	WALL LIGHT - LOADING AREAS MANUFACTURER: KM LIGHTING MODEL: W05 WALL DIRECTOR (SMALL) - DOWN COLOR: BLT - BLACK MATTE TEXTURE	8	SIDING MANUFACTURER: HARDIE BOARD MODEL: ARTISAN SQUARE CHANNEL COLOR: PRIMED TO PAINT
33	COMPOSITE SIDING MANUFACTURER: AZEK MODEL: OPEN JOINT CLADDING COLOR: WEATHERED TEAK	9	METAL CANOPY MANUFACTURER: BY GENERAL CONTRACTOR FINISH: PAINTED COLOR: DE 6385 BLACK BEAN - SEMI GLOSS BY DUNN EDWARDS
34	CMU BLOCK MANUFACTURER: ORCO BLOCK MODEL: SPLIT FACE BLOCK COLOR: NATURAL GRAY	10	METAL FRAME FACADE COLOR: DET 590 MOODY BLUES - SEMI GLOSS BY DUNN EDWARDS
35	CMU BLOCK MANUFACTURER: ORCO BLOCK MODEL: SPLIT FACE BLOCK COLOR: BLACK 100	11	METAL TRELLIS, POST & STEEL FRAMING MANUFACTURER: BY GENERAL CONTRACTOR FINISH: PAINTED COLOR: DE 6385 BLACK BEAN - SEMI GLOSS BY DUNN EDWARDS
36	WOOD BEAM HEADER WOOD VENEER BEAM FINISH: SEMI-TRANSPARENT STAIN COLOR COLOR: RUSTIC CEDAR	12	PRECAST CONCRETE BASE MANUFACTURER: EMPIRE PRECAST FINISH: SANDSTONE COLOR: NATURAL GRAY
37	ENTRY DRIVE PAVERS MANUFACTURER: ACKERSTONE MODEL: PALERMO COLOR: ANTIQUE PEWTER	13	WOOD EAVES / FASCIA MANUFACTURER: BY GENERAL CONTRACTOR COLOR: BUTTERNUT SOLID COLOR WATERPROOFING STAIN / SEALER
38	MANUFACTURER: FX SHADE OR EQUAL MODEL: TRELLIS SHADE - RETRACTABLE COLOR: WHITE	14	WALL LOUVERS MANUFACTURER: ARCHITECTURE WALL LOUVERS MODEL: 4" STANDARD BLADE COLOR: DE 6385 BLACK BEAN - SEMI GLOSS BY DUNN EDWARDS
39	STANDING SEAM COVERED PATIO W/ METAL FRAME MANUFACTURER: METAL SALES MODEL: MAGNA-LOC 180 COLOR: SLATE GRAY (W38)	15	METAL BRACKETS MANUFACTURER: BY GENERAL CONTRACTOR FINISH: PAINTED COLOR: DE 6385 BLACK BEAN - SEMI GLOSS BY DUNN EDWARDS
KEY PAINT COLORS		16	WALL SCONCE MANUFACTURER: HESS MODEL: LED VILLAGE 375 WALL MOUNT COLOR: BLACK
A	PAINT COLOR: IGL00 DEW379 BY: DUNN EDWARDS	17	WALL SCONCE MANUFACTURER: INTRIGUE LIGHTING LED MODEL: LARGE METRO COLOR: BLACK
B	PAINT COLOR: SILVERLINED DE6353 BY: DUNN EDWARDS	18	WALL SCONCE MANUFACTURER: INTRIGUE LIGHTING LED MODEL: EPIC COLOR: BLACK
C	PAINT COLOR: DRIFTING DEC770 BY: DUNN EDWARDS	19	WALL SCONCE (SERVICE DOORS) MANUFACTURER: BEGA MODEL: 33 224 LED COLOR: BLACK
D	PAINT COLOR: SMOKEY MOUNTAIN DE6388 BY: DUNN EDWARDS	20	PEDESTRIAN POLE LIGHT MANUFACTURER: INTRIGUE LIGHTING LED MODEL: ELEGANT, SIDE ARM SHEPHERDS CROOK MOUNT POLE: PA3 SERIES 15' HIGH
E	PAINT COLOR: BANK VAULT DE6383 BY: DUNN EDWARDS	21	SIGN LIGHTS MANUFACTURER: TMS LIGHTING MODEL: SIGN 18 LED COLOR: MATTE BLACK
F	PAINT COLOR: SILVER SETTING DE6359 BY: DUNN EDWARDS	22	TRELLIS LIGHTS MANUFACTURER: LIGHTWAY MODEL: POSW-5-LED COLOR: SATIN BLACK
G	PAINT COLOR: ALWAYS ALMOND BY: PPG 1099-1		
H	PAINT COLOR: JERICO JADE BY: PPG 1142-6		
J	PAINT COLOR: WEATHERED LEATHER DE6105 BY: DUNN EDWARDS		
K	PAINT COLOR: KILN DRIED DET692 BY: DUNN EDWARDS		
L	PAINT COLOR: HARTFORD GREEN BY: SHERWIN WILLIAMS		



PRELIMINARY SUBJECT TO CHANGE

HIP So-Cal Properties LLC
2244 N. Pacific Street
Orange, CA 92865
TEL. (714) 637-3333

 AZURE DEVELOPMENT CO.
944 South Greenwood Avenue
Montebello, CA 90640
TEL. (310) 467-7408

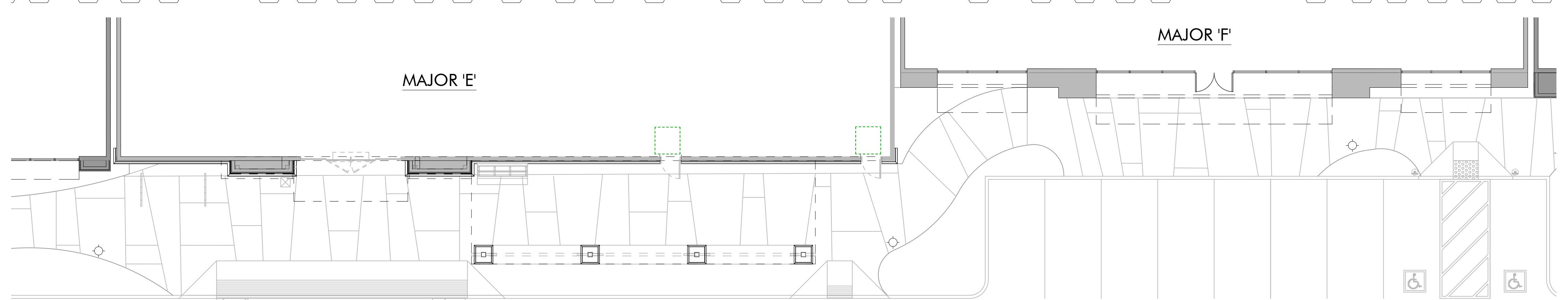


Harvest Landing Retail Center & Business Park
SWC Perris Blvd. & Orange Ave., Perris CA 92571

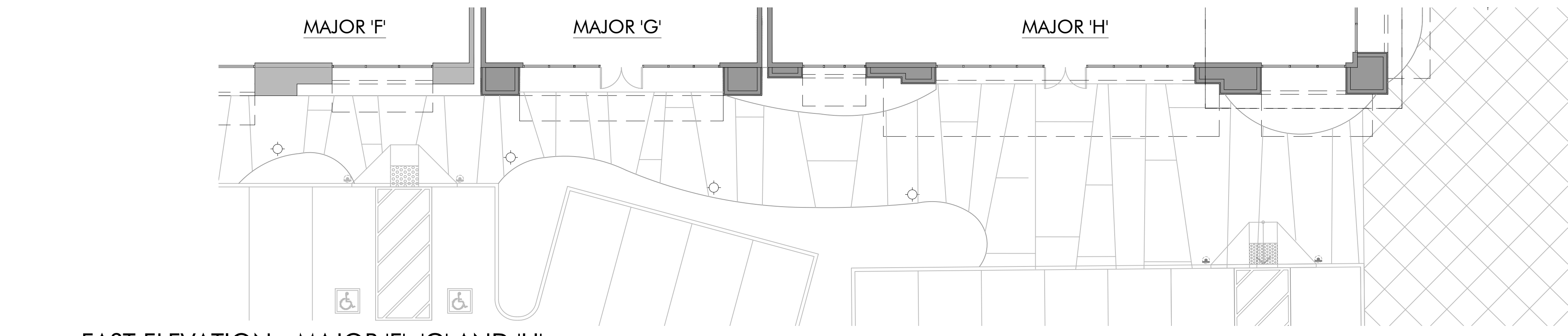

EXTERIOR ELEVATIONS
22161MMA | 02.10.2025

A202





1 EAST ELEVATION - MAJOR 'E' & 'F'
SCALE: 3/32" = 1'-0"



2 EAST ELEVATION - MAJOR 'F', 'G' AND 'H'
SCALE: 3/32" = 1'-0"

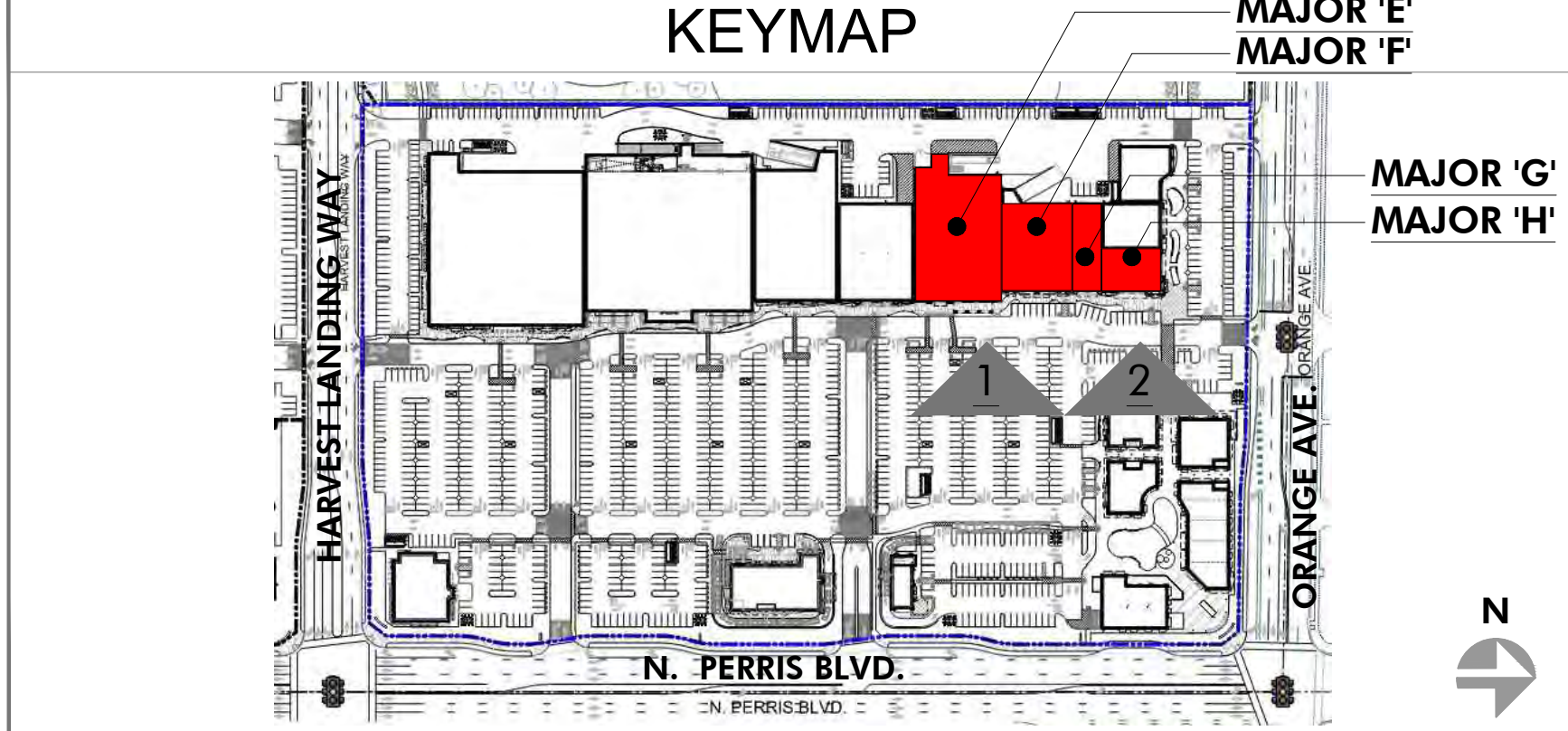


3 OVERALL EAST EXTERIOR ELEVATION
SCALE: 1" = 30'-0"

FINISH LEGEND

KEY	MATERIAL	KEY	MATERIAL
23	TRASH RECEPTACLES MANUFACTURER: VICTOR STANLEY MODEL: SDC-36 COLOR: BLACK	1	STUCCO - SMOOTH MANUFACTURER: HIGHLAND STUCCO FINISH: STEEL TROWEL - PAINTED DUNN EDWARDS
24	BIKE RACKS MANUFACTURER: VICTOR STANLEY MODEL: FREESIA BIKE RACK COLOR: BLACK	2	STOREFRONT MANUFACTURER: ARCADIA - COLOR: #85 DARK BRONZE AB-7 STOREFRONT GLASS VITRO ARCH. GLASS - 1" CLEAR FLOAT GLASS
25	METAL AWNING MANUFACTURER: METAL SALES MODEL: MAGNA-LOC 180 COLOR: MISTIQUE PLUS (W31)	2A	SPANDREL GLASS VITRO ARCH. GLASS AV933 WARM GRAY #2
26	CONCRETE PAVERS MANUFACTURER: ACKERSTONE MODEL: 4x16 - NO CHAMFER, RUNNING BOND COLOR: BELLASINA BLEND	3	BRICK VENEER MANUFACTURER: INTERSTATE BRICK MODEL: THIN MODULAR 2 1/4 COLOR: ARCTIC WHITE GROUT COLOR: #381 BRIGHT WHITE BY CUSTOMS BUILDING PRODUCT
27	CONCRETE PAVING MANUFACTURER: BY GENERAL CONTRACTOR FINISH: ACID WASH FINISH, SAW CUT LINES. COLOR: NATURAL GRAY	4	BATTEN BOARD SIDING MANUFACTURER: HARDIE BOARD MODEL: HARDIE PLANK SMOOTH VERTICAL PANELS (10' x 4' x 5/8") W/ TRIM BOARDS (1" x 3.5") COLOR: PRIMED AND PAINTED W/ 2-COATS FLAT ACRYLIC LATEX - EGGSHELL BY DUNN EDWARDS BATTEN SPACING AT 12" CENTER TO CENTER.
28	GREENSCREEN MANUFACTURER: GREENSCREEN COLOR: MATTE TEXTURE GREEN	5	STANDING SEAM METAL ROOF MANUFACTURER: METAL SALES MODEL: MAGNA-LOC 180 COLOR: SLATE GRAY (W38)
29	PATIO FURNITURE MANUFACTURER: EMU CONTRACT SEGO #288 - ARM CHAIR, 22 A/IRON CANSI #R02 MESH TABLE - 38" SQ. 22 A/IRON UMBRELLA - ALUMINUM SQUARE (118" x 118") COLOR: CANOPY BEIGE STEEL BASE (24" SQ.) SILVER	6	METAL WALL PANELS MANUFACTURER: METAL SALES MODEL: EM1 - 1653 WALL PANEL COLOR: SLATE GRAY (W38)
30	STRING LIGHTS MANUFACTURER: TIVOLI LIGHTING MODEL: LITESPHERE LED, 3000K USE 3/8" STEEL CABLE WIRE (BY OTHERS) COLOR: CLEAR	7	STONE VENEER MANUFACTURER: ELDORADO STONE MODEL: ROUGHOUT COLOR: VINEYARD TRAIL
31	WALL LIGHT - LOADING AREAS MANUFACTURER: KM LIGHTING MODEL: W3 WALL DIRECTOR (SMALL) - DOWN COLOR: BLT - BLACK MATTE TEXTURE	8	SIDING MANUFACTURER: HARDIE BOARD MODEL: ARTISAN SQUARE CHANNEL COLOR: PRIMED TO PAINT
33	COMPOSITE SIDING MANUFACTURER: AZEK MODEL: OPEN JOINT CLADDING COLOR: WEATHERED TEAK	9	METAL CANOPY MANUFACTURER: BY GENERAL CONTRACTOR FINISH: PAINTED COLOR: DE 6385 BLACK BEAN - SEMI GLOSS BY DUNN EDWARDS
34	CMU BLOCK MANUFACTURER: ORCO BLOCK MODEL: SPLIT FACE BLOCK COLOR: NATURAL GRAY	10	METAL FRAME FACADE COLOR: DE1 590 MOODY BLUES - SEMI GLOSS BY DUNN EDWARDS
35	CMU BLOCK MANUFACTURER: ORCO BLOCK MODEL: SPLIT FACE BLOCK COLOR: BLACK 100	11	METAL TRELLIS, POST & STEEL FRAMING MANUFACTURER: BY GENERAL CONTRACTOR FINISH: PAINTED COLOR: DE 6385 BLACK BEAN - SEMI GLOSS BY DUNN EDWARDS
36	WOOD BEAM HEADER WOOD VENEER BEAM FINISH: SEMI-TRANSPARENT STAIN COLOR COLOR: RUSTIC CEDAR	12	PRECAST CONCRETE BASE MANUFACTURER: EMPIRE PRECAST FINISH: SANDSTONE COLOR: NATURAL GRAY
37	ENTRY DRIVE PAVERS MANUFACTURER: ACKERSTONE MODEL: PALERMO COLOR: ANTIQUE PEWTER	13	WOOD EAVES / FASCIA MANUFACTURER: BY GENERAL CONTRACTOR
38	MANUFACTURER: FX SHADE OR EQUAL MODEL: TRELLIS SHADE - RETRACTABLE COLOR: WHITE	14	OLYMPIC COLOR: BUTTERNUT SOLID COLOR WATERPROOFING STAIN / SEALER
39	STANDING SEAM COVERED PATIO W/ METAL FRAME MANUFACTURER: METAL SALES MODEL: MAGNA-LOC 180 COLOR: SLATE GRAY (W38)	15	METAL BRACKETS MANUFACTURER: BY GENERAL CONTRACTOR FINISH: PAINTED COLOR: DE 6385 BLACK BEAN - SEMI GLOSS BY DUNN EDWARDS

KEY	PAINT COLORS	KEY	PAINT COLORS
A	PAINT COLOR: IGL00 DEW379 BY: DUNN EDWARDS	16	WALL SCIENCE MANUFACTURER: HESS MODEL: LED VILLAGE 375 WALL MOUNT COLOR: BLACK
B	PAINT COLOR: SILVERLINED DE6353 BY: DUNN EDWARDS	17	WALL SCIENCE MANUFACTURER: INTRIGUE LIGHTING LED MODEL: LARGE METRO COLOR: BLACK
C	PAINT COLOR: DRIFTING DEC770 BY: DUNN EDWARDS	18	WALL SCIENCE MANUFACTURER: INTRIGUE LIGHTING LED MODEL: EPIC COLOR: BLACK
D	PAINT COLOR: SMOKEY MOUNTAIN DE6388 BY: DUNN EDWARDS	19	WALL SCIENCE (SERVICE DOORS) MANUFACTURER: BEGA MODEL: 33 224 LED COLOR: BLACK
E	PAINT COLOR: BANK VAULT DE6383 BY: DUNN EDWARDS	20	PEDESTRIAN POLE LIGHT MANUFACTURER: INTRIGUE LIGHTING LED MODEL: ELEGANT: SIDE ARM SHEPHERDS CROOK MOUNT POLE: PA3 SERIES 15' HIGH
F	PAINT COLOR: SILVER SETTING DE6359 BY: DUNN EDWARDS	21	SIGN LIGHTS MANUFACTURER: TMS LIGHTING MODEL: SIGN 18 LED COLOR: MATTE BLACK
G	PAINT COLOR: ALWAYS ALMOND BY: PPG 1099-1	22	TRELLIS LIGHTS MANUFACTURER: LIGHTWAY MODEL: POSW-5-LED COLOR: SATIN BLACK
H	PAINT COLOR: JERICO JADE BY: PPG 1142-6		
J	PAINT COLOR: WEATHERED LEATHER DE6105 BY: DUNN EDWARDS		
K	PAINT COLOR: KILN DRIED DE1692 BY: DUNN EDWARDS		
L	PAINT COLOR: HARTFORD GREEN BY: SHERWIN WILLIAMS		



PRELIMINARY SUBJECT TO CHANGE

HIP So-Cal Properties LLC
2244 N. Pacific Street
Orange, CA 92865
TEL. (714) 637-3333


 AZURE DEVELOPMENT CO.
944 South Greenwood Avenue
Montebello, CA 90640
TEL. (310) 467-7408



Harvest Landing Retail Center & Business Park
SWC Perris Blvd. & Orange Ave., Perris CA 92571

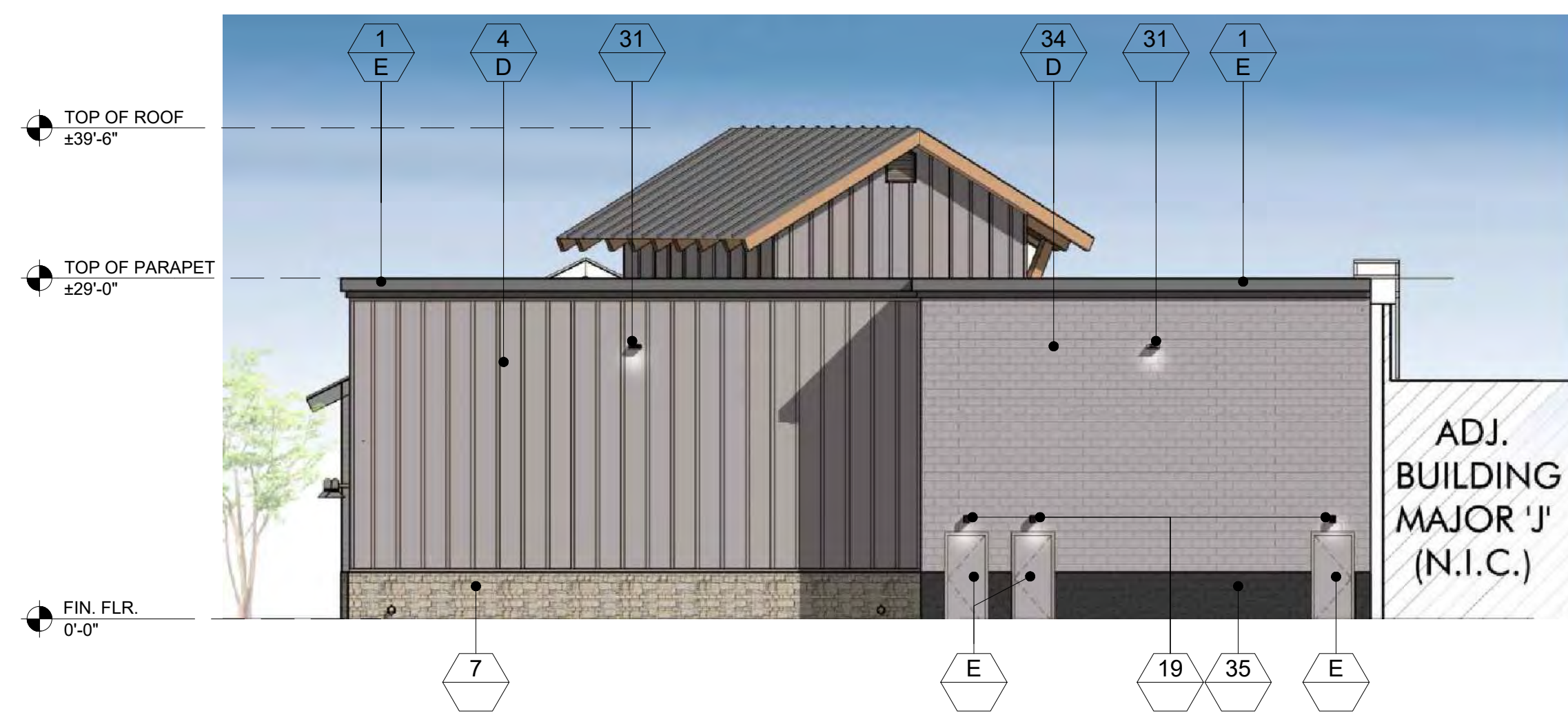
EXTERIOR ELEVATIONS
22161MMA | 02.10.2025

A203

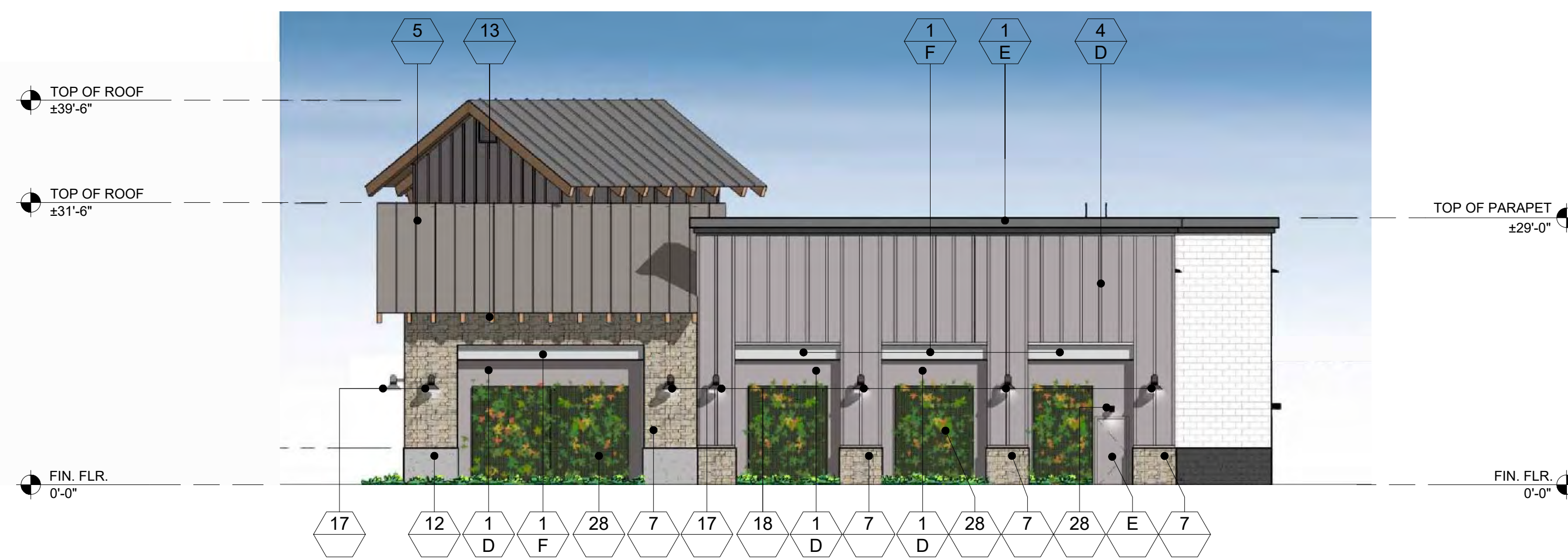




1 NORTH ELEVATION - MAJOR 'H', 'J' & 'K'
SCALE: 3/32" = 1'-0"

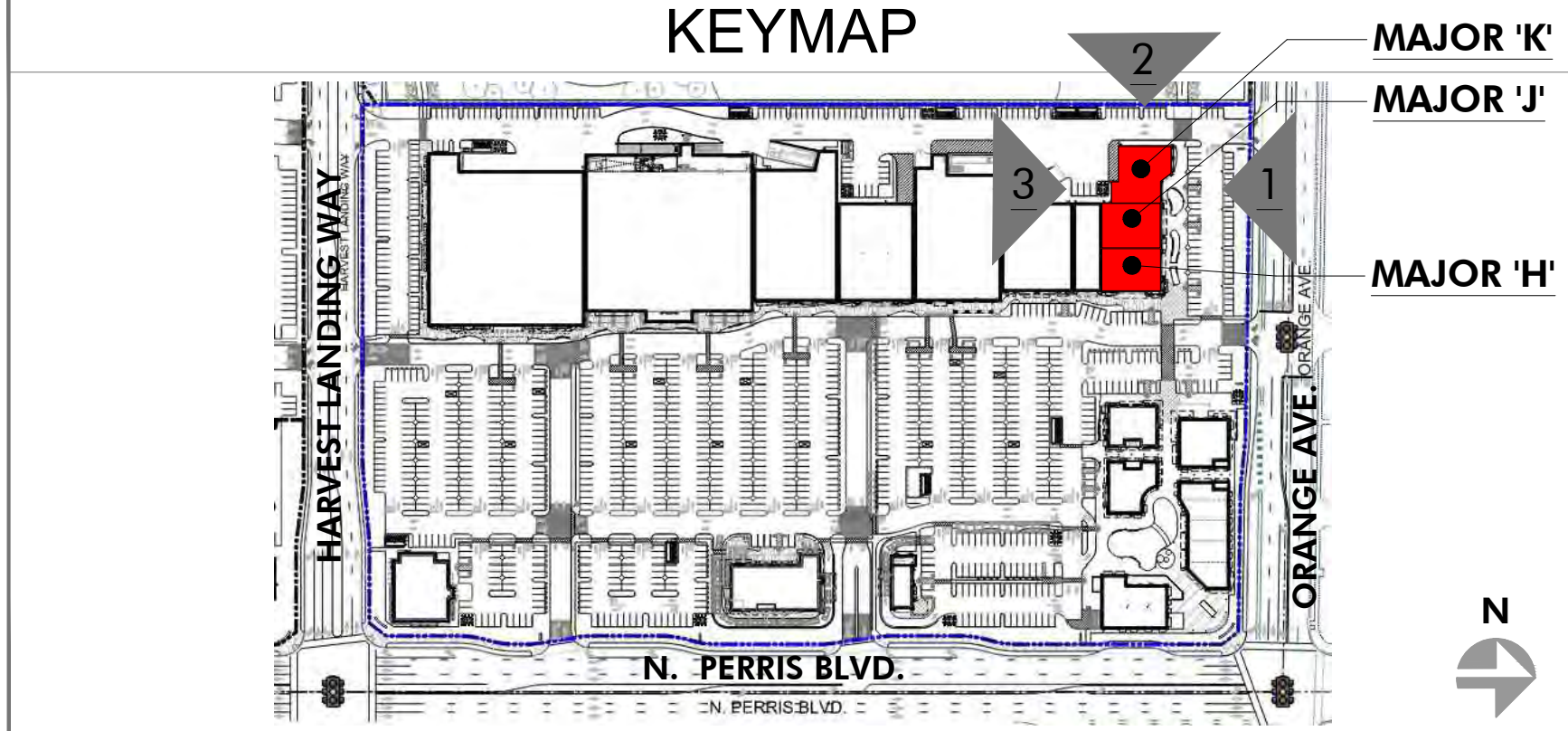


3 SOUTH ELEVATION - MAJOR 'K'
SCALE: 3/32" = 1'-0"



2 PORTION OF WEST ELEVATION - MAJOR 'K'
SCALE: 3/32" = 1'-0"

FINISH LEGEND			
KEY	MATERIAL	KEY	MATERIAL
23	TRASH RECEPTACLES MANUFACTURER: VICTOR STANLEY MODEL: SDC-36 COLOR: BLACK	1	STUCCO - SMOOTH MANUFACTURER: HIGHLAND STUCCO FINISH: STEEL TROWEL - PAINTED DUNN EDWARDS
24	BIKE RACKS MANUFACTURER: VICTOR STANLEY MODEL: FREESIA BIKE RACK COLOR: BLACK	2	STOREFRONT MANUFACTURER: ARCADIA - COLOR: #85 DARK BRONZE AB-7 STOREFRONT GLASS VITRO ARCH. GLASS - 1" CLEAR FLOAT GLASS
25	METAL AWNING MANUFACTURER: METAL SALES MODEL: MAGNA-LOC 180 COLOR: MISTIQUE PLUS (W31)	2A	SPANDREL GLASS VITRO ARCH. GLASS AV933 WARM GRAY #2
26	CONCRETE PAVERS MANUFACTURER: ACKERSTONE MODEL: 4x16 - NO CHAMFER, RUNNING BOND COLOR: BELLASINA BLEND	3	BRICK VENEER MANUFACTURER: INTERSTATE BRICK MODEL: THIN MODULAR 2 1/8 COLOR: ARCTIC WHITE GROUT COLOR: #381 BRIGHT WHITE BY CUSTOMS BUILDING PRODUCT
27	CONCRETE PAVING MANUFACTURER: BY GENERAL CONTRACTOR FINISH: ACID WASH FINISH, SAW CUT LINES. COLOR: NATURAL GRAY	4	BATTEN BOARD SIDING MANUFACTURER: HARDIE BOARD MODEL: HARDIE PLANK SMOOTH VERTICAL PANELS (10' x 4' x 5/8") W/ TRIM BOARDS (1" x 3.5") COLOR: PRIMED AND PAINTED W/ 2-COATS FLAT ACRYLIC LATEX - EGGSHELL BY DUNN EDWARDS BATTEN SPACING AT 12" CENTER TO CENTER.
28	GREENSCREEN MANUFACTURER: GREENSCREEN COLOR: MATTE TEXTURE GREEN	5	STANDING SEAM METAL ROOF MANUFACTURER: METAL SALES MODEL: MAGNA-LOC 180 COLOR: SLATE GRAY (W38)
29	PATIO FURNITURE MANUFACTURER: EMU CONTRACT SEGO #288 - ARM CHAIR, 22 A/ IRON CASHI #R02 MESH TABLE - 38" SQ. 22 A/ IRON UMBRELLA - ALUMINUM SQUARE (118" x 118") COLOR: CANOPY BEIGE STEEL BASE (24" SQ.) SILVER	6	METAL WALL PANELS MANUFACTURER: METAL SALES MODEL: EM1 - 1653 WALL PANEL COLOR: SLATE GRAY (W38)
30	STRING LIGHTS MANUFACTURER: TIVOLI LIGHTING MODEL: LITESPHERE LED, 3000K USE 3/8" STEEL CABLE WIRE (BY OTHERS) COLOR: CLEAR	7	STONE VENEER MANUFACTURER: ELBORADO STONE MODEL: ROUGHOUT COLOR: VINEYARD TRAIL
31	WALL LIGHT - LOADING AREAS MANUFACTURER: KM LIGHTING MODEL: W03 WALL DIRECTOR (SMALL) - DOWN COLOR: BLT - BLACK MATTE TEXTURE	8	SIDING MANUFACTURER: HARDIE BOARD MODEL: ARTISAN SQUARE CHANNEL COLOR: PRIMED TO PAINT
33	COMPOSITE SIDING MANUFACTURER: AZEK MODEL: OPEN JOINT CLADDING COLOR: WEATHERED TEAK	9	METAL CANOPY MANUFACTURER: BY GENERAL CONTRACTOR FINISH: PAINTED COLOR: DE 6385 BLACK BEAN - SEMI GLOSS BY DUNN EDWARDS
34	CMU BLOCK MANUFACTURER: ORCO BLOCK MODEL: SPLIT FACE BLOCK COLOR: NATURAL GRAY	10	METAL FRAME FACADE COLOR: DET 590 MOODY BLUES - SEMI GLOSS BY DUNN EDWARDS
35	CMU BLOCK MANUFACTURER: ORCO BLOCK MODEL: SPLIT FACE BLOCK COLOR: BLACK 100	11	METAL TRELLIS, POST & STEEL FRAMING MANUFACTURER: BY GENERAL CONTRACTOR FINISH: PAINTED COLOR: DE 6385 BLACK BEAN - SEMI GLOSS BY DUNN EDWARDS
36	WOOD BEAM HEADER WOOD VENEER BEAM FINISH: SEMI-TRANSPARENT STAIN COLOR COLOR: RUSTIC CEDAR	12	PRECAST CONCRETE BASE MANUFACTURER: EMPIRE PRECAST FINISH: SANDSTONE COLOR: NATURAL GRAY
37	ENTRY DRIVE PAVERS MANUFACTURER: ACKERSTONE MODEL: PALERMO COLOR: ANTIQUE PEWTER	13	WOOD EAVES / FASCIA MANUFACTURER: BY GENERAL CONTRACTOR
38	MANUFACTURER: FX SHADE OR EQUAL MODEL: TRELLIS SHADE - RETRACTABLE COLOR: WHITE	14	OLYMPIC COLOR: BUTTERNUT SOLID COLOR WATERPROOFING STAIN / SEALER
39	STANDING SEAM COVERED PATIO W/ METAL FRAME MANUFACTURER: METAL SALES MODEL: MAGNA-LOC 180 COLOR: SLATE GRAY (W38)	15	WALL LOUVERS MANUFACTURER: ARCHITECTURE WALL LOUVERS MODEL: 4" STANDARD BLADE COLOR: DE 6385 BLACK BEAN - SEMI GLOSS BY DUNN EDWARDS
KEY PAINT COLORS			
A	PAINT COLOR: IGLOO DEW379 BY: DUNN EDWARDS	16	METAL BRACKETS MANUFACTURER: BY GENERAL CONTRACTOR FINISH: PAINTED COLOR: DE 6385 BLACK BEAN - SEMI GLOSS BY DUNN EDWARDS
B	PAINT COLOR: SILVERLINED DE6353 BY: DUNN EDWARDS	17	WALL SCONCE MANUFACTURER: HESS MODEL: LED VILLAGE 375 WALL MOUNT COLOR: BLACK
C	PAINT COLOR: DRIFTING DEC770 BY: DUNN EDWARDS	18	WALL SCONCE MANUFACTURER: INTRIGUE LIGHTING LED MODEL: LARGE METRO COLOR: BLACK
D	PAINT COLOR: SMOKEY MOUNTAIN DE6388 BY: DUNN EDWARDS	19	WALL SCONCE MANUFACTURER: INTRIGUE LIGHTING LED MODEL: EPIC COLOR: BLACK
E	PAINT COLOR: BANK VAULT DE6383 BY: DUNN EDWARDS	20	WALL SCONCE (SERVICE DOORS) MANUFACTURER: BEGA MODEL: 33 224 LED COLOR: BLACK
F	PAINT COLOR: SILVER SETTING DE6359 BY: DUNN EDWARDS	21	PEDESTRIAN POLE LIGHT MANUFACTURER: INTRIGUE LIGHTING LED MODEL: ELEGANT; SIDE ARM SHEPHERDS CROOK MOUNT POLE: PA3 SERIES 15' HIGH
G	PAINT COLOR: ALWAYS ALMOND BY: PPG 1099-1	22	SIGN LIGHTS MANUFACTURER: TMS LIGHTING MODEL: SIGN 18 LED COLOR: MATTE BLACK
H	PAINT COLOR: JERICO JADE BY: PPG 1142-6		TRELLIS LIGHTS MANUFACTURER: LIGHTWAY MODEL: POSW-5-LED COLOR: SATIN BLACK
J	PAINT COLOR: WEATHERED LEATHER DE6105 BY: DUNN EDWARDS		
K	PAINT COLOR: KILN DRIED DET692 BY: DUNN EDWARDS		
L	PAINT COLOR: HARTFORD GREEN BY: SHERWIN WILLIAMS		



PRELIMINARY SUBJECT TO CHANGE

HIP So-Cal Properties LLC
2244 N. Pacific Street
Orange, CA 92865
TEL. (714) 637-3333

AZURE DEVELOPMENT CO.
944 South Greenwood Avenue
Montebello, CA 90640
TEL. (310) 467-7408



Harvest Landing Retail Center & Business Park
SWC Perris Blvd. & Orange Ave., Perris CA 92571

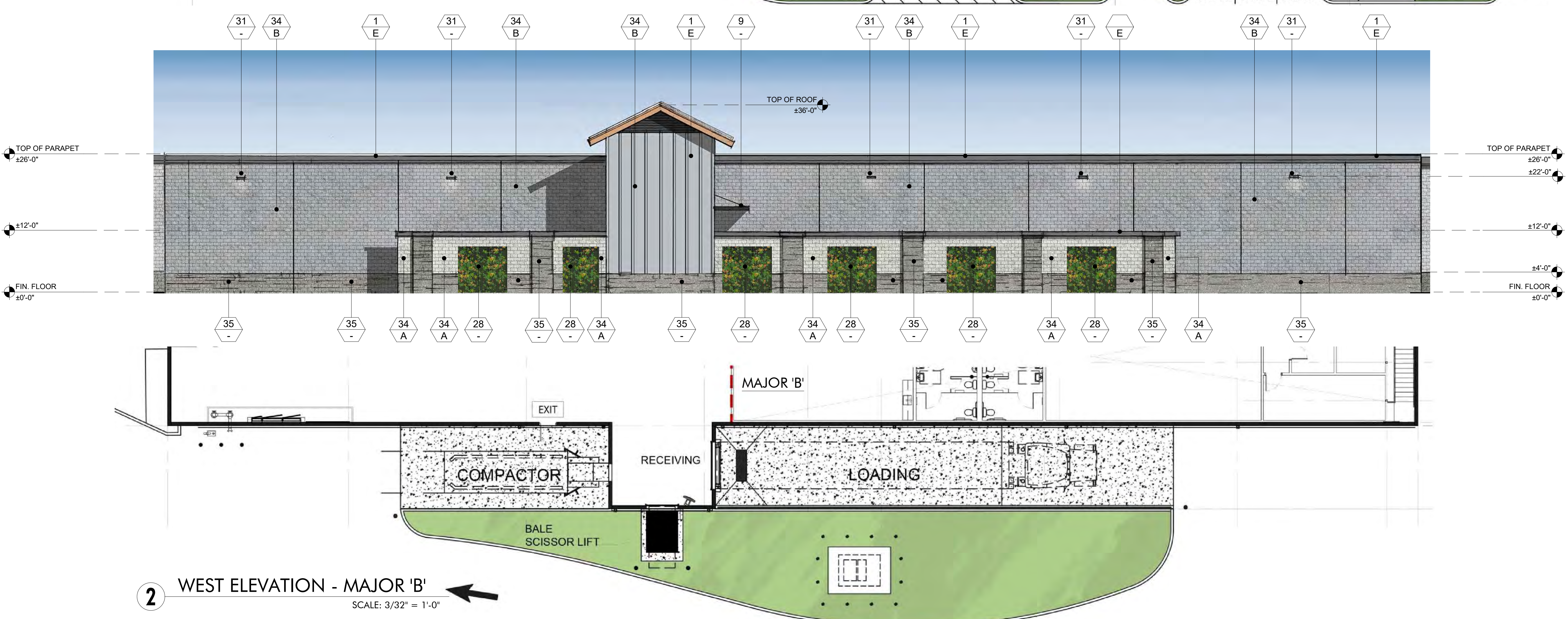
EXTERIOR ELEVATIONS
22161MMA | 02.10.2025

A204

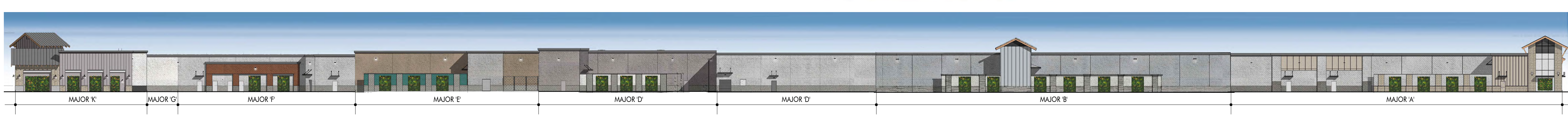




1 WEST ELEVATION - MAJOR 'A'
SCALE: 3/32" = 1'-0"

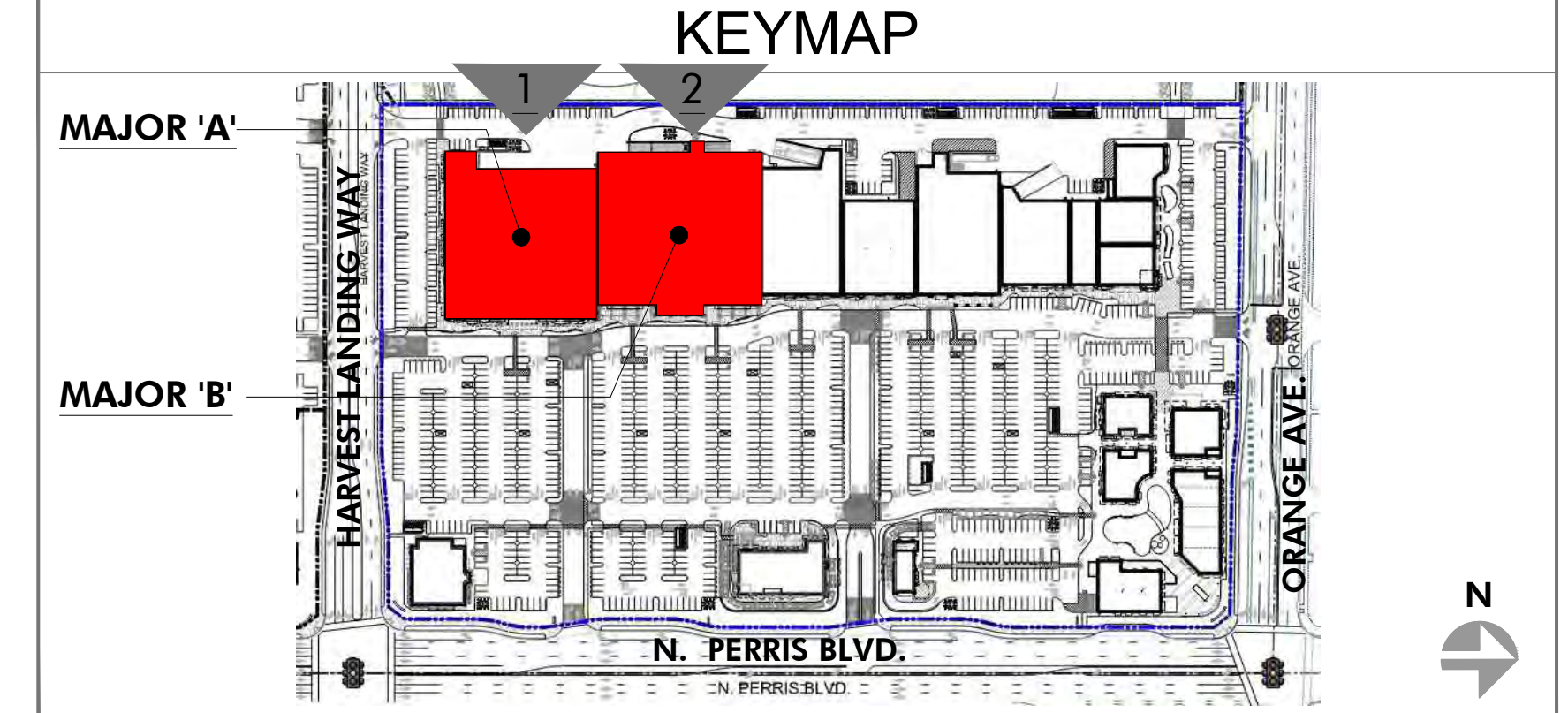


2 WEST ELEVATION - MAJOR 'B'
SCALE: 3/32" = 1'-0"



3 OVERALL WEST EXTERIOR ELEVATION
SCALE: 1" = 30'-0"

FINISH LEGEND			
KEY	MATERIAL	KEY	MATERIAL
23	TRASH RECEPTACLES MANUFACTURER: VICTOR STANLEY MODEL: SDC-36 COLOR: BLACK	1	STUCCO - SMOOTH MANUFACTURER: HIGHLAND STUCCO FINISH: STEEL TROWEL - PAINTED DUNN EDWARDS
24	BIKE RACKS MANUFACTURER: VICTOR STANLEY MODEL: FREESIA BIKE RACK COLOR: BLACK	2	STOREFRONT MANUFACTURER: ARCADIA - COLOR: #85 DARK BRONZE AB-7 STOREFRONT GLASS VITRO ARCH. GLASS - 1" CLEAR FLOAT GLASS
25	METAL AWNING MANUFACTURER: METAL SALES MODEL: MAGNA-LOC 180 COLOR: MISTIQUE PLUS (W31)	2A	SPANDREL GLASS VITRO ARCH. GLASS AV933 WARM GRAY #2
26	CONCRETE PAVERS MANUFACTURER: ACKERSTONE MODEL: 4x16 - NO CHAMFER, RUNNING BOND COLOR: BELLASINA BLEND	3	BRICK VENEER MANUFACTURER: INTERSTATE BRICK MODEL: THIN MODULAR 2 1/2 x 8 COLOR: ARCTIC WHITE GROUT COLOR: #381 BRIGHT WHITE BY CUSTOMS BUILDING PRODUCT
27	CONCRETE PAVING MANUFACTURER: BY GENERAL CONTRACTOR FINISH: ACID WASH FINISH, SAW CUT LINES. COLOR: NATURAL GRAY	4	BATTEN BOARD SIDING MANUFACTURER: HARDIE BOARD MODEL: HARDIE PLANK SMOOTH VERTICAL PANELS (10' x 4' x 3/4") W/ TRIM BOARDS (1" x 3.5") COLOR: PRIMED AND PAINTED W/ 2-COATS FLAT ACRYLIC LATEX - EGG SHELL BY DUNN EDWARDS BATTEN SPACING AT 12" CENTER TO CENTER.
28	GREENSCREEN MANUFACTURER: GREENSCREEN COLOR: SPLITTE TEXTURE GREEN	5	STANDING SEAM METAL ROOF MANUFACTURER: METAL SALES MODEL: MAGNA-LOC 180 COLOR: SLATE GRAY (W38)
29	PATIO FURNITURE MANUFACTURER: EMU CONTRACT SENO #268 - ARM CHAIR, 22 A/ IRON CAMBI #802 MESH TABLE - 38" SQ, 22 A/ IRON UMBRELLA - ALUMINUM SQUARE (118" x 118") COLOR: CANOPY BEIGE STEEL BASE (24" SQ.) SILVER	6	METAL WALL PANELS MANUFACTURER: METAL SALES MODEL: EM1 - 1653 WALL PANEL COLOR: SLATE GRAY (W38)
30	STRING LIGHTS MANUFACTURER: TIVOLI LIGHTING MODEL: LITESPHERE LED, 3000K USE 1/2" STEEL CABLE WIRE (BY OTHERS) COLOR: CLEAR	7	STONE VENEER MANUFACTURER: ELDERADO STONE MODEL: ROUNDHOUT COLOR: VINEYARD TRAIL
31	WALL LIGHT - LOADING AREAS MANUFACTURER: KIM LIGHTING MODEL: WDS (WALL DIRECTOR SMALL) - DOWN COLOR: BL1 - BLACK MATTE TEXTURE	8	SIDING MANUFACTURER: HARDIE BOARD MODEL: ARTISAN SQUARE CHANNEL COLOR: PRIMED TO PAINT
33	COMPOSITE SIDING MANUFACTURER: AZEK MODEL: OPEN JOINT CLADDING COLOR: WEATHERED TEAK	9	METAL CANOPY MANUFACTURER: BY GENERAL CONTRACTOR FINISH: PAINTED COLOR: DE 6385 BLACK BEAN - SEMI GLOSS BY DUNN EDWARDS
34	CMU BLOCK MANUFACTURER: ORCO BLOCK MODEL: SPLIT FACE BLOCK COLOR: NATURAL GRAY	10	METAL FRAME FACADE COLOR: DET 590 MOODY BLUES - SEMI GLOSS BY DUNN EDWARDS
35	CMU BLOCK MANUFACTURER: ORCO BLOCK MODEL: SPLIT FACE BLOCK COLOR: BLACK 100	11	METAL TRELLIS, POST & STEEL FRAMING MANUFACTURER: BY GENERAL CONTRACTOR FINISH: PAINTED COLOR: DE 6385 BLACK BEAN - SEMI GLOSS BY DUNN EDWARDS
36	WOOD BEAM HEADER WOOD VENEER BEAM FINISH: SEMI-TRANSPARENT STAIN COLOR COLOR: RUSTIC CEDAR	12	PRECAST CONCRETE BASE MANUFACTURER: EMPIRE PRECAST FINISH: SANDSTONE COLOR: NATURAL GRAY
37	ENTRY DRIVE PAVERS MANUFACTURER: ACKERSTONE MODEL: PALERMO COLOR: ANTIQUE PEWTER	13	WOOD EAVES / FASCIA MANUFACTURER: BY GENERAL CONTRACTOR
38	MANUFACTURER: FX SHADE OR EQUAL MODEL: TRELLIS SHADE - RETRACTABLE COLOR: WHITE	14	WALL LOUVERS MANUFACTURER: ARCHITECTURE WALL LOUVERS MODEL: #1 STANDARD BLADE COLOR: DE 6385 BLACK BEAN - SEMI GLOSS BY DUNN EDWARDS
39	STANDING SEAM COVERED PATIO W/ METAL FRAME MANUFACTURER: METAL SALES MODEL: MAGNA-LOC 180 COLOR: SLATE GRAY (W38)	15	METAL BRACKETS MANUFACTURER: BY GENERAL CONTRACTOR FINISH: PAINTED COLOR: DE 6385 BLACK BEAN - SEMI GLOSS BY DUNN EDWARDS
KEY		PAINT COLORS	
A	PAINT COLOR: IGLOO DEW379 BY: DUNN EDWARDS	16	WALL SCONCE MANUFACTURER: HESS MODEL: LED VILLAGE 375 WALL MOUNT COLOR: BLACK
B	PAINT COLOR: SILVERLINED DE6353 BY: DUNN EDWARDS	17	WALL SCONCE MANUFACTURER: INTRIGUE LIGHTING LED MODEL: LARGE METRO COLOR: BLACK
C	PAINT COLOR: DRIFTING DEC770 BY: DUNN EDWARDS	18	WALL SCONCE MANUFACTURER: INTRIGUE LIGHTING LED MODEL: EPIC COLOR: BLACK
D	PAINT COLOR: SMOKEY MOUNTAIN DE6388 BY: DUNN EDWARDS	19	WALL SCONCE (SERVICE DOORS) MANUFACTURER: BEGA MODEL: 33 224 LED COLOR: BLACK
E	PAINT COLOR: BANK VAULT DE6383 BY: DUNN EDWARDS	20	PEDESTRIAN POLE LIGHT MANUFACTURER: INTRIGUE LIGHTING LED MODEL: ELEGANT, SIDE ARM SHEPHERDS CROOK MOUNT POLE: PA3 SERIES 15' HIGH
F	PAINT COLOR: SILVER SETTING DE6359 BY: DUNN EDWARDS	21	SIGN LIGHTS MANUFACTURER: TMS LIGHTING MODEL: SIGN 18 LED COLOR: MATTE BLACK
G	PAINT COLOR: ALWAYS ALMOND BY: PPG 1099-1	22	TRELLIS LIGHTS MANUFACTURER: LIGHTWAY MODEL: PDSW-S-LED COLOR: SATIN BLACK
H	PAINT COLOR: JERICHO JADE By: PPG1142-6		
J	PAINT COLOR: WEATHERED LEATHER DE6105 By: DUNN EDWARDS		
K	PAINT COLOR: KILN DRIED DET692 By: DUNN EDWARDS		
L	PAINT COLOR: HARTFORD GREEN By: SHERWIN WILLIAMS		



PRELIMINARY SUBJECT TO CHANGE

HIP So-Cal Properties LLC
2244 N. Pacific Street
Orange, CA 92865
TEL. (714) 637-3333

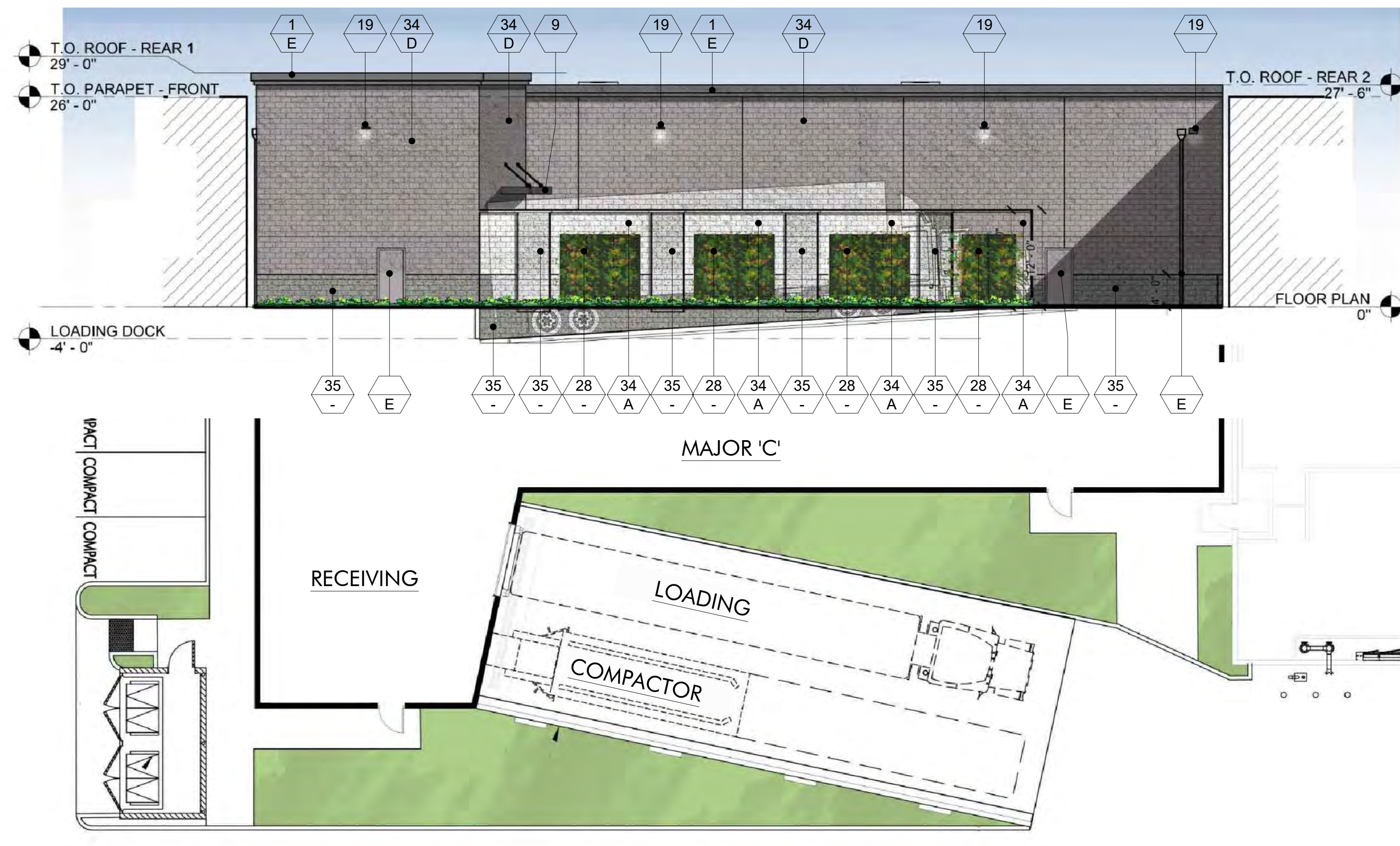


AZURE DEVELOPMENT CO.
944 South Greenwood Avenue
Montebello, CA 90640
TEL. (310) 467-7408

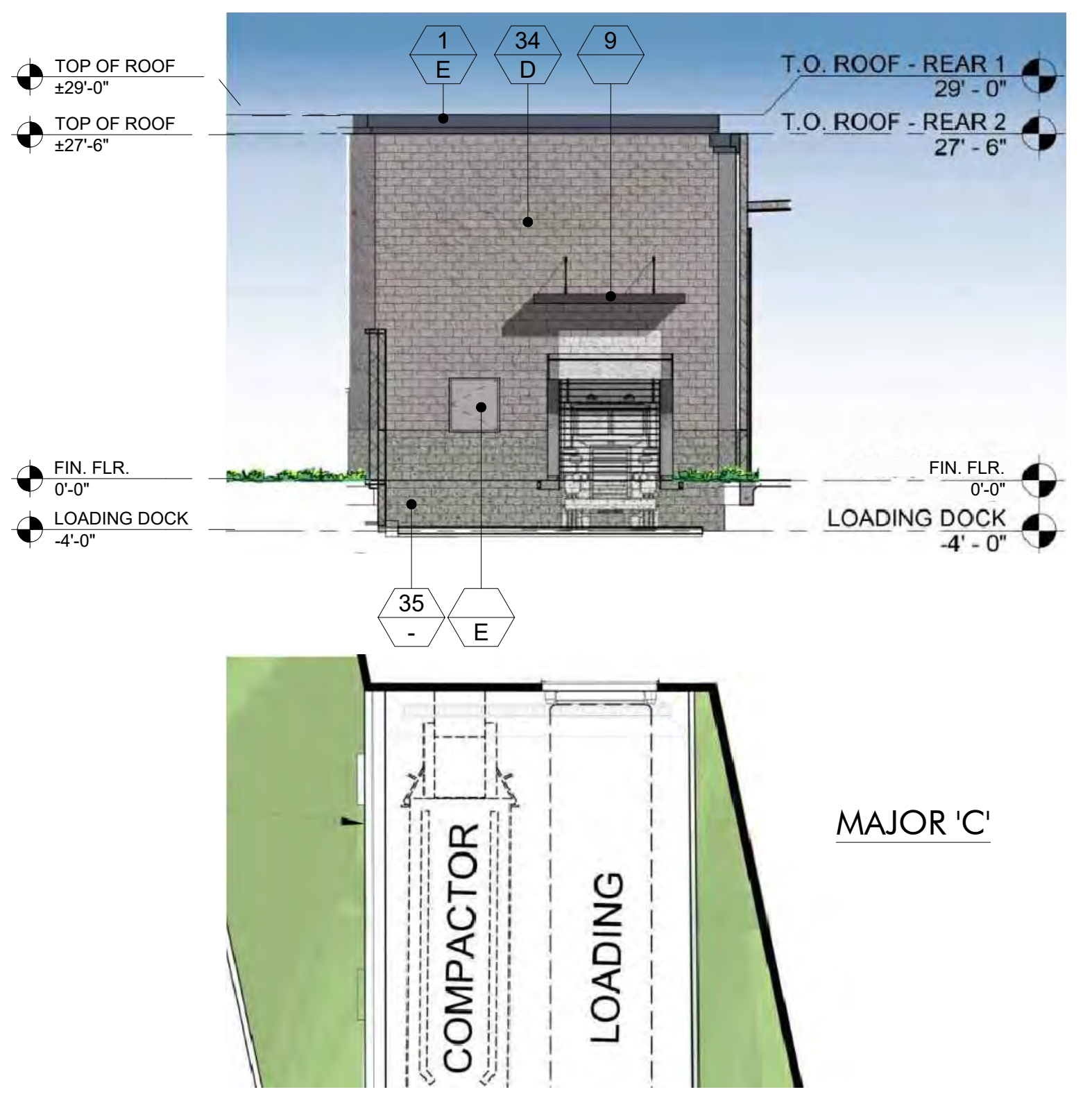
Harvest Landing Retail Center & Business Park
SWC Perris Blvd. & Orange Ave., Perris CA 92571

EXTERIOR ELEVATIONS
22161MMA | 02.10.2025
A205

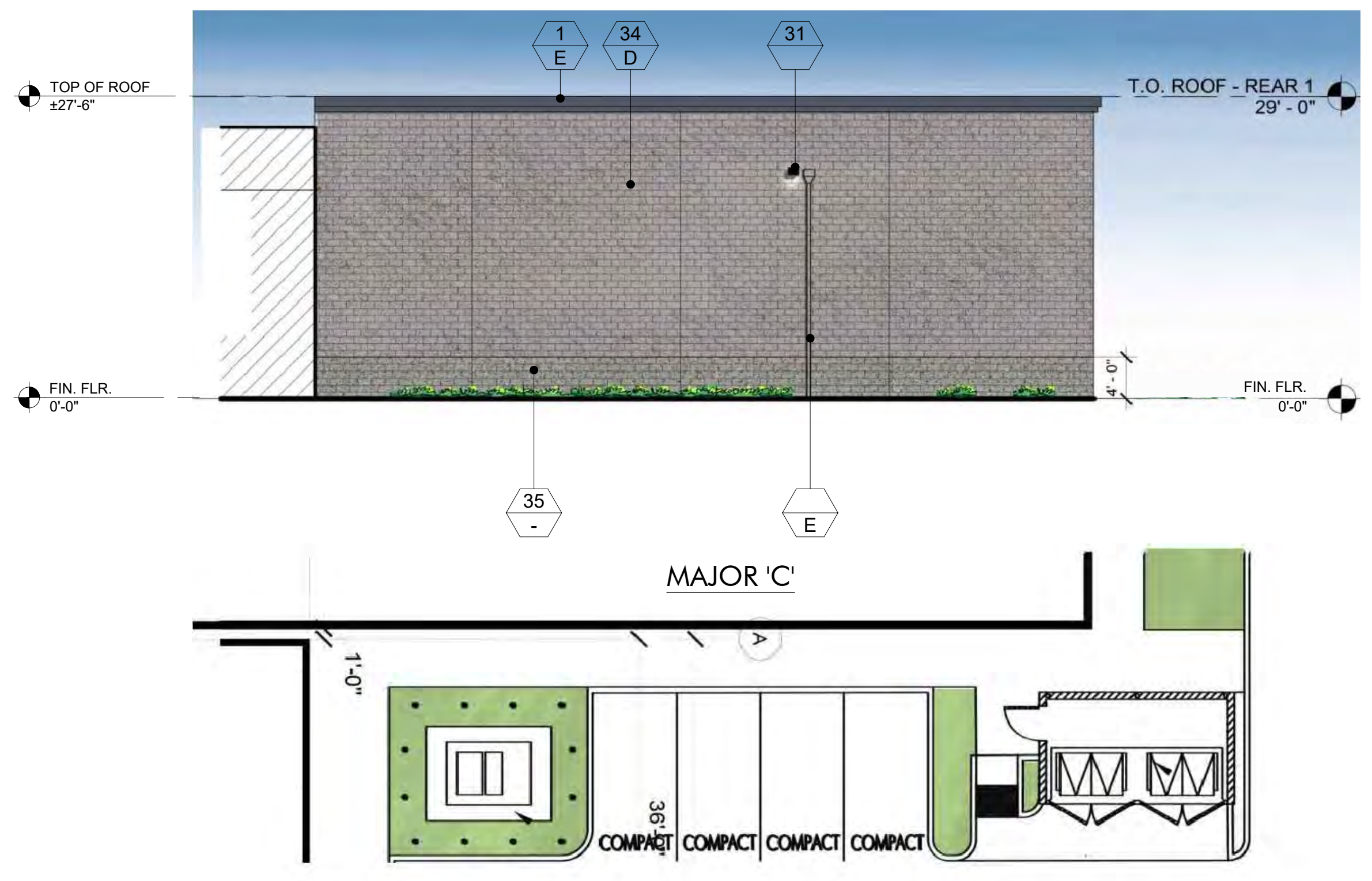




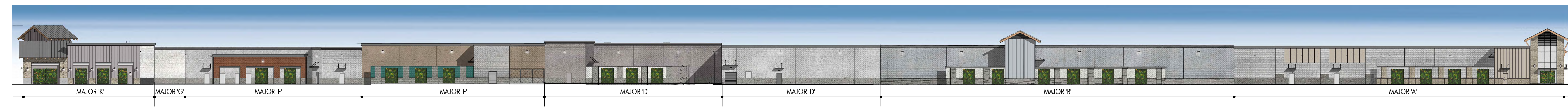
1 PORTION OF WEST ELEVATION - MAJOR 'C'
SCALE: 3/32" = 1'-0"



3 SOUTH ELEVATION - MAJOR 'C'
SCALE: 3/32" = 1'-0"

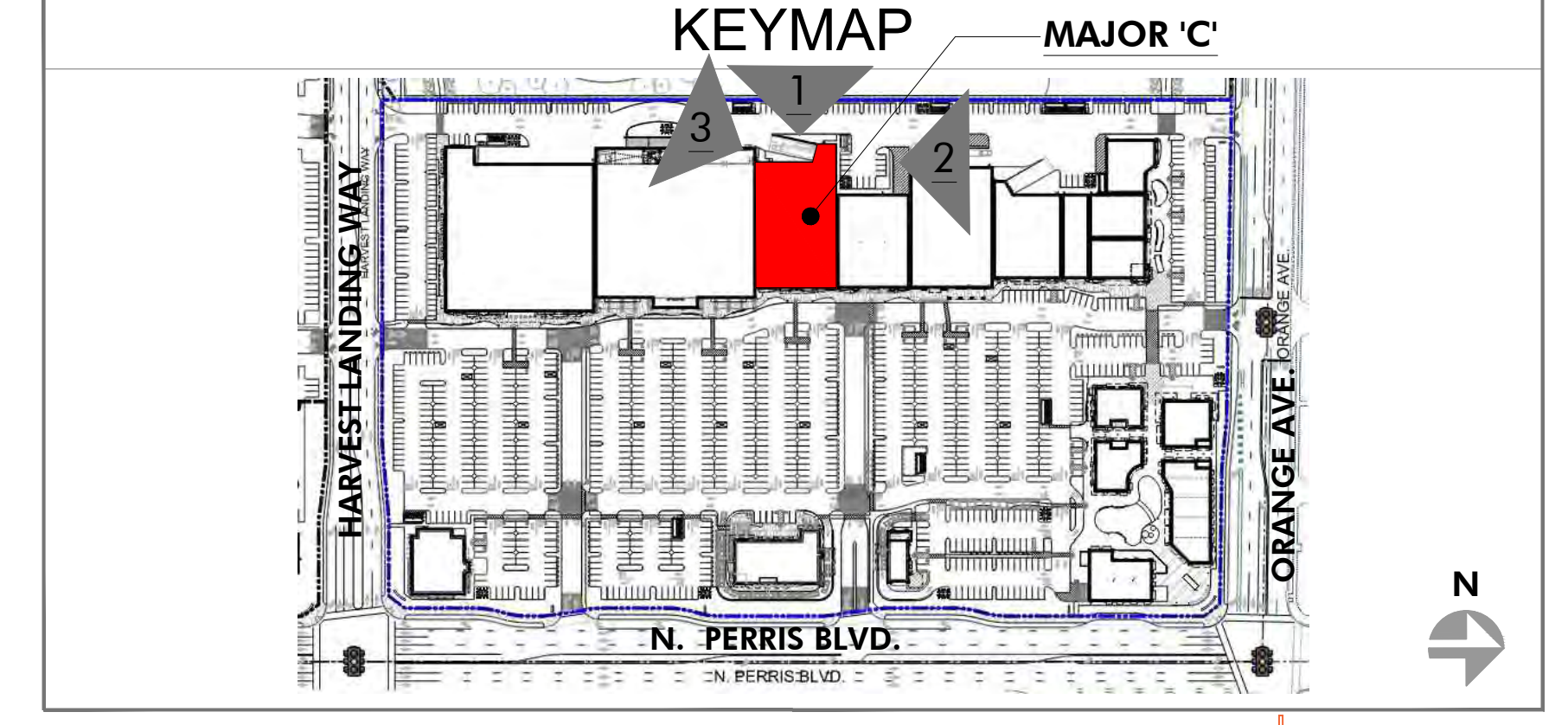


2 NORTH ELEVATION - MAJOR 'C'
SCALE: 3/32" = 1'-0"




3 OVERALL WEST EXTERIOR ELEVATION
SCALE: 1" = 30'-0"

FINISH LEGEND			
KEY	MATERIAL	KEY	MATERIAL
23	TRASH RECEPTACLES MANUFACTURER: VICTOR STANLEY MODEL: SDC-36 COLOR: BLACK	1	STUCCO - SMOOTH MANUFACTURER: HIGHLAND STUCCO FINISH: STEEL TROWEL - PAINTED DUNN EDWARDS
24	BIKE RACKS MANUFACTURER: VICTOR STANLEY MODEL: FREESIA BIKE RACK COLOR: BLACK	2	STOREFRONT MANUFACTURER: ARCADIA - COLOR: #85 DARK BRONZE AB-7 STOREFRONT GLASS VITRO ARCH. GLASS - 1" CLEAR FLOAT GLASS
25	METAL AWNING MANUFACTURER: METAL SALES MODEL: MAGNA-LOC 180 COLOR: MISTIQUE PLUS (W31)	2A	SPANDREL GLASS VITRO ARCH. GLASS AV933 WARM GRAY #2
26	CONCRETE PAVERS MANUFACTURER: ACKERSTONE MODEL: 4x16 - NO CHAMFER, RUNNING BOND COLOR: BELLASINA BLEND	3	BRICK VENEER MANUFACTURER: INTERSTATE BRICK MODEL: THIN MODULAR 2 1/4 COLOR: ARCTIC WHITE GROUT COLOR: #381 BRIGHT WHITE BY CUSTOMS BUILDING PRODUCT
27	CONCRETE PAVING MANUFACTURER: BY GENERAL CONTRACTOR FINISH: ACID WASH FINISH, SAW CUT LINES. COLOR: NATURAL GRAY	4	BATTEN BOARD SIDING MANUFACTURER: HARDIE BOARD MODEL: HARDIE PLANK SMOOTH VERTICAL PANELS (10' x 4' x 5/8") W/ TRIM BOARDS (1" x 3.5") COLOR: PRIMED AND PAINTED W/ 2-COATS FLAT ACRYLIC LATEX - EGGSHELL BY DUNN EDWARDS BATTEN SPACING AT 12" CENTER TO CENTER.
28	GREENSCREEN MANUFACTURER: GREENSCREEN COLOR: MATTE TEXTURE GREEN	5	STANDING SEAM METAL ROOF MANUFACTURER: METAL SALES MODEL: MAGNA-LOC 180 COLOR: SLATE GRAY (W38)
29	PATIO FURNITURE MANUFACTURER: EMU CONTRACT SEGO #288 - ARM CHAIR, 22 A/ IRON CANSI #R02 MESH TABLE - 36" SQ. 22 A/ IRON UMBRELLA - ALUMINUM SQUARE (118" x 118") COLOR: CANOPY BEIGE STEEL BASE (24" SQ.) SILVER	6	METAL WALL PANELS MANUFACTURER: METAL SALES MODEL: EM1 - 1653 WALL PANEL COLOR: SLATE GRAY (W38)
30	STRING LIGHTS MANUFACTURER: TIVOLI LIGHTING MODEL: LITESPHERE LED, 3000K USE 3/8" STEEL CABLE WIRE (BY OTHERS) COLOR: CLEAR	7	STONE VENEER MANUFACTURER: ELDERADO STONE MODEL: ROUGHOUT COLOR: VINEYARD TRAIL
31	WALL LIGHT - LOADING AREAS MANUFACTURER: KM LIGHTING MODEL: W3 WALL DIRECTOR (SMALL) - DOWN COLOR: BLT - BLACK MATTE TEXTURE	8	SIDING MANUFACTURER: HARDIE BOARD MODEL: ARTISAN SQUARE CHANNEL COLOR: PRIMED TO PAINT
33	COMPOSITE SIDING MANUFACTURER: AZEK MODEL: OPEN JOINT CLADDING COLOR: WEATHERED TEAK	9	METAL CANOPY MANUFACTURER: BY GENERAL CONTRACTOR FINISH: PAINTED COLOR: DE 6385 BLACK BEAN - SEMI GLOSS BY DUNN EDWARDS
34	CMU BLOCK MANUFACTURER: ORCO BLOCK MODEL: SPLIT FACE BLOCK COLOR: NATURAL GRAY	10	METAL FRAME FACADE COLOR: DET 590 MOODY BLUES - SEMI GLOSS BY DUNN EDWARDS
35	CMU BLOCK MANUFACTURER: ORCO BLOCK MODEL: SPLIT FACE BLOCK COLOR: BLACK 100	11	METAL TRELLIS, POST & STEEL FRAMING MANUFACTURER: BY GENERAL CONTRACTOR FINISH: PAINTED COLOR: DE 6385 BLACK BEAN - SEMI GLOSS BY DUNN EDWARDS
36	WOOD BEAM HEADER WOOD VENEER BEAM FINISH: SEMI-TRANSPARENT STAIN COLOR COLOR: RUSTIC CEDAR	12	PRECAST CONCRETE BASE MANUFACTURER: EMPIRE PRECAST FINISH: SANDSTONE COLOR: NATURAL GRAY
37	ENTRY DRIVE PAVERS MANUFACTURER: ACKERSTONE MODEL: PALERMO COLOR: ANTIQUE PEWTER	13	WOOD EAVES / FASCIA MANUFACTURER: BY GENERAL CONTRACTOR
38	MANUFACTURER: FX SHADE OR EQUAL MODEL: TRELLIS SHADE - RETRACTABLE COLOR: WHITE	14	OLYMPIC COLOR: BUTTERNUT SOLID COLOR WATERPROOFING STAIN / SEALER
39	STANDING SEAM COVERED PATIO W/ METAL FRAME MANUFACTURER: METAL SALES MODEL: MAGNA-LOC 180 COLOR: SLATE GRAY (W38)	15	METAL BRACKETS MANUFACTURER: BY GENERAL CONTRACTOR FINISH: PAINTED COLOR: DE 6385 BLACK BEAN - SEMI GLOSS BY DUNN EDWARDS
KEY		PAINT COLORS	
-	PAINT COLOR: IGLOO DEW379 BY: DUNN EDWARDS	-	WALL SCOFF MANUFACTURER: HESS MODEL: LED VILLAGE 375 WALL MOUNT COLOR: BLACK
A	PAINT COLOR: SILVERLINED DE6353 BY: DUNN EDWARDS	16	WALL SCOFF MANUFACTURER: INTRIGUE LIGHTING LED MODEL: LARGE METRO COLOR: BLACK
B	PAINT COLOR: DRIFTING DEC770 BY: DUNN EDWARDS	17	WALL SCOFF MANUFACTURER: INTRIGUE LIGHTING LED MODEL: EPIC COLOR: BLACK
C	PAINT COLOR: SMOKEY MOUNTAIN DE6388 BY: DUNN EDWARDS	18	WALL SCOFF (SERVICE DOORS) MANUFACTURER: BEGA MODEL: 33 224 LED COLOR: BLACK
D	PAINT COLOR: BANK VAULT DE6383 BY: DUNN EDWARDS	19	PEDESTRIAN POLE LIGHT MANUFACTURER: INTRIGUE LIGHTING LED MODEL: ELEGANT; SIDE ARM SHEPHERDS CROOK MOUNT POLE: PA3 SERIES 15' HIGH
E	PAINT COLOR: SILVER SETTING DE6359 BY: DUNN EDWARDS	20	SIGN LIGHTS MANUFACTURER: TMS LIGHTING MODEL: SIGN 18 LED COLOR: MATTE BLACK
F	PAINT COLOR: ALWAYS ALMOND BY: PPG 1099-1	21	TRELLIS LIGHTS MANUFACTURER: LIGHTWAY MODEL: POSW-5-LED COLOR: SATIN BLACK
G	PAINT COLOR: JERICO JADE BY: PPG 1142-6	22	
H	PAINT COLOR: WEATHERED LEATHER DE6105 BY: DUNN EDWARDS		
J	PAINT COLOR: KILN DRIED DET692 BY: DUNN EDWARDS		
K	PAINT COLOR: HARTFORD GREEN BY: SHERWIN WILLIAMS		
L			



PRELIMINARY SUBJECT TO CHANGE

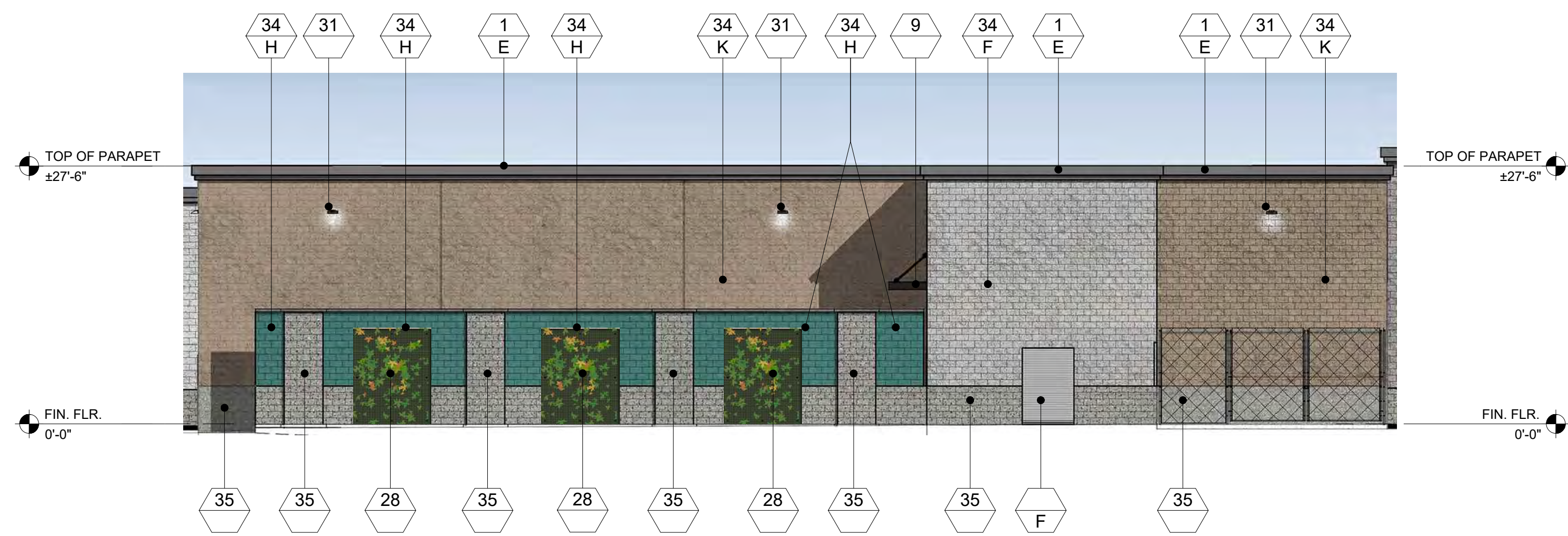
HIP So-Cal Properties LLC
2244 N. Pacific Street
Orange, CA 92865
TEL. (714) 637-3333

 AZURE DEVELOPMENT CO.
944 South Greenwood Avenue
Montebello, CA 90640
TEL. (310) 467-7408

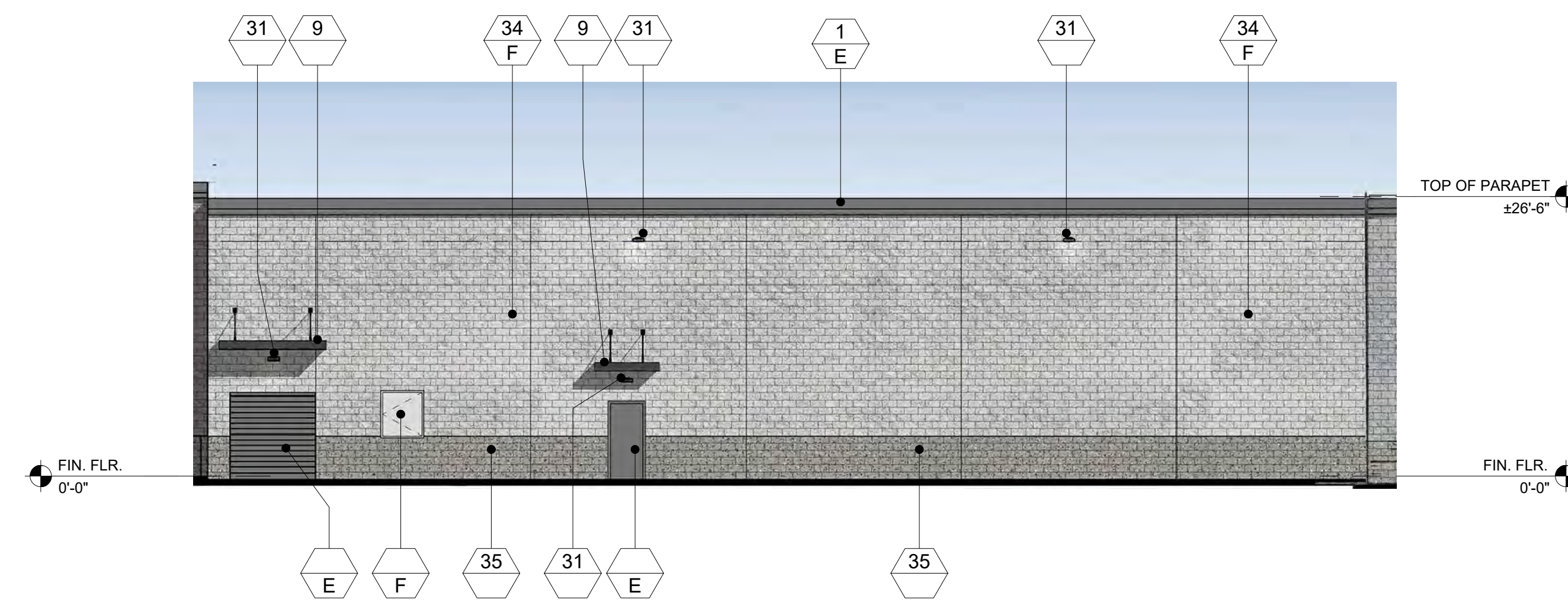
Harvest Landing Retail Center & Business Park
SWC Perris Blvd. & Orange Ave., Perris CA 92571

EXTERIOR ELEVATIONS
22161MMA | 02.10.2025
A206

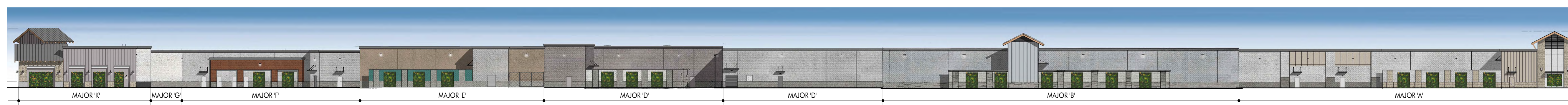
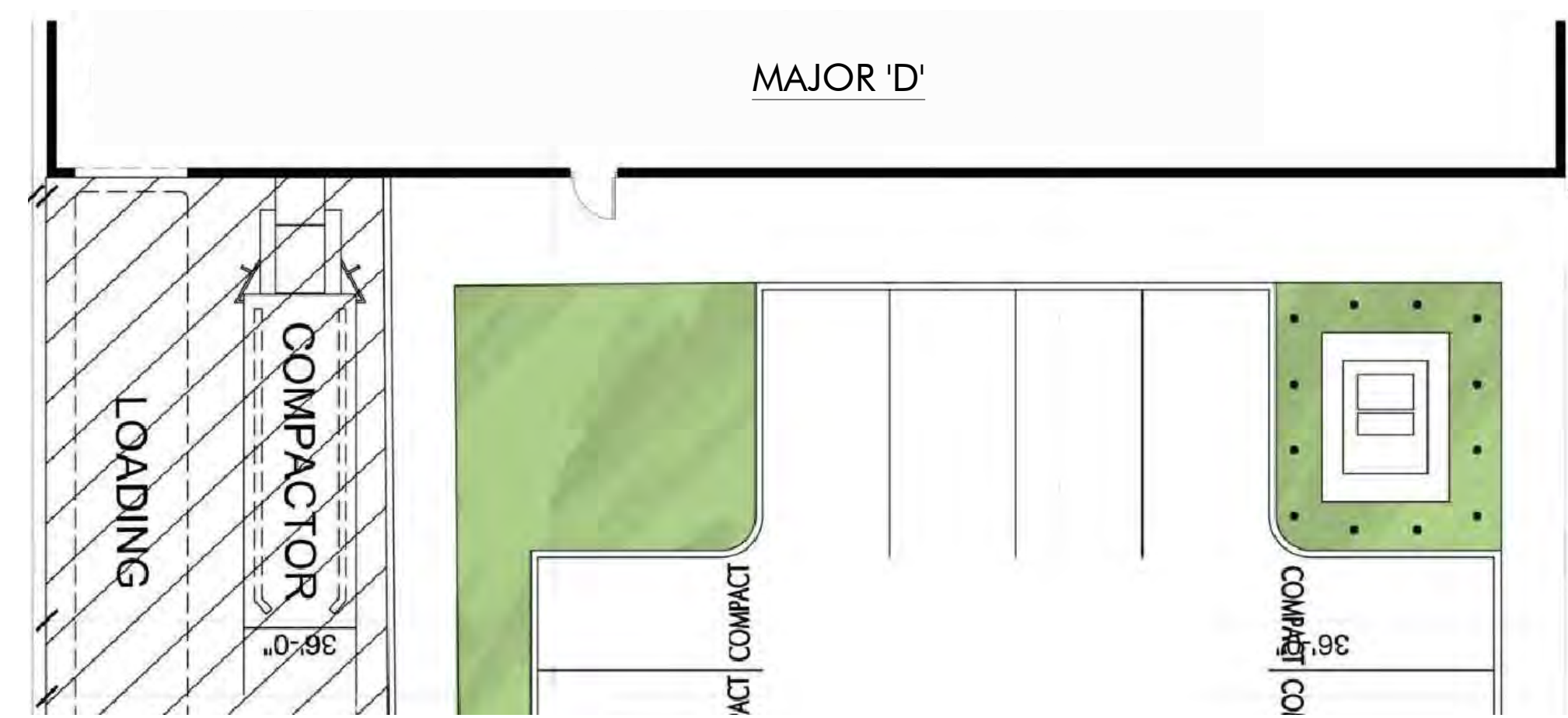
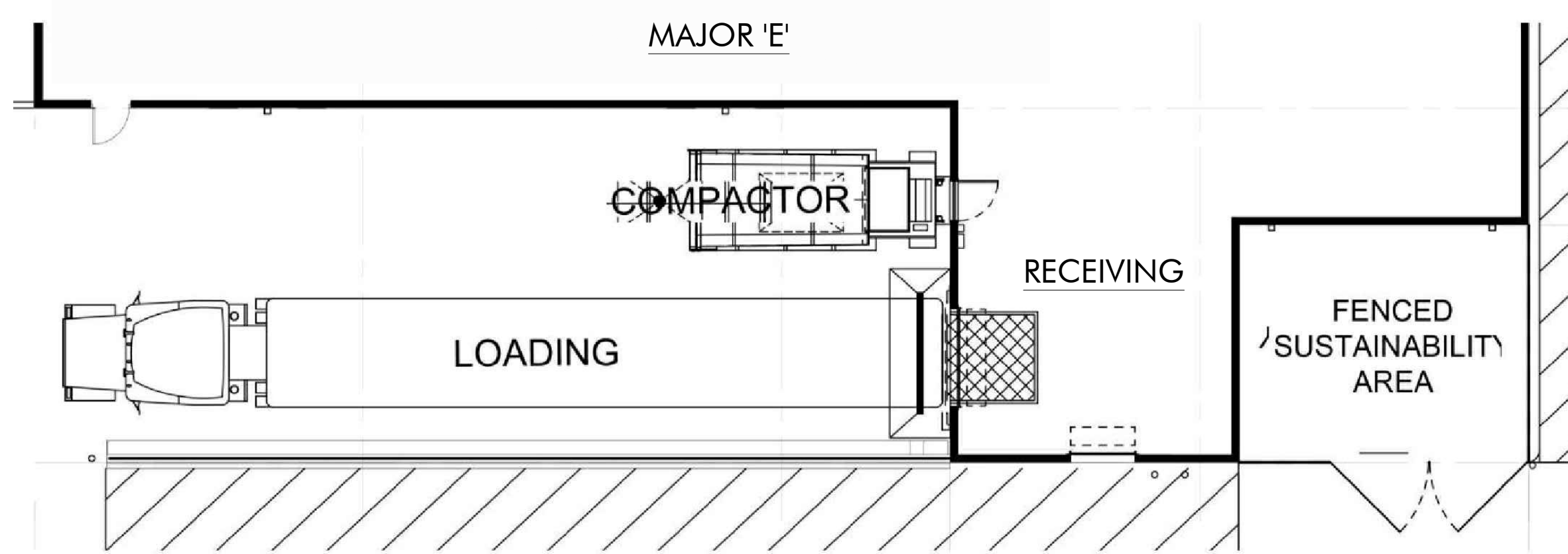
mmaarchitecture.com
mma
Architecture 



2 WEST ELEVATION - MAJOR 'E'
SCALE: 3/32" = 1'-0"

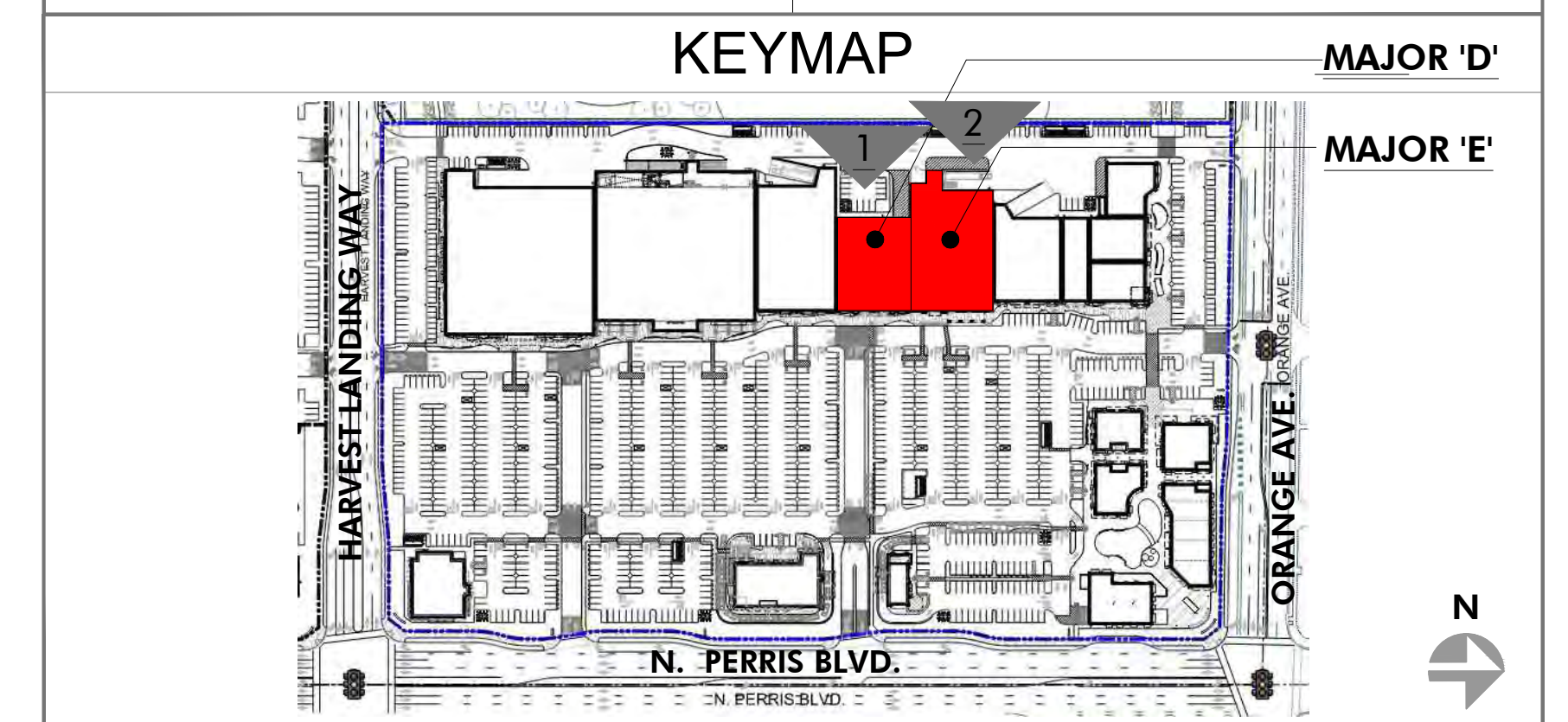


1 WEST ELEVATION - MAJOR 'D'
SCALE: 3/32" = 1'-0"



3 OVERALL WEST EXTERIOR ELEVATION
SCALE: 1" = 30'-0"

FINISH LEGEND			
KEY	MATERIAL	KEY	MATERIAL
23	TRASH RECEPTACLES MANUFACTURER: VICTOR STANLEY MODEL: SDC-36 COLOR: BLACK	1	STUCCO - SMOOTH MANUFACTURER: HIGHLAND STUCCO FINISH: STEEL TROWEL - PAINTED DUNN EDWARDS
24	BIKE RACKS MANUFACTURER: VICTOR STANLEY MODEL: FREESIA BIKE RACK COLOR: BLACK	2	STOREFRONT MANUFACTURER: ARCADIA - COLOR: #85 DARK BRONZE AB-7 STOREFRONT GLASS VITRO ARCH. GLASS - 1" CLEAR FLOAT GLASS
25	METAL AWNING MANUFACTURER: METAL SALES MODEL: MAGNA-LOC 180 COLOR: MISTIQUE PLUS (W31)	2A	SPANDREL GLASS VITRO ARCH. GLASS AV933 WARM GRAY #2
26	CONCRETE PAVERS MANUFACTURER: ACKERSTONE MODEL: 4x16 - NO CHAMFER, RUNNING BOND COLOR: BELLASINA BLEND	3	BRICK VENEER MANUFACTURER: INTERSTATE BRICK MODEL: THIN MODULAR 2 1/2 x 8 COLOR: ARCTIC WHITE GROUT COLOR: #381 BRIGHT WHITE BY CUSTOMS BUILDING PRODUCT
27	CONCRETE PAVING MANUFACTURER: BY GENERAL CONTRACTOR FINISH: ACID WASH FINISH, SAW CUT LINES. COLOR: NATURAL GRAY	4	BATTEN BOARD SIDING MANUFACTURER: HARDIE BOARD MODEL: HARDIE PLANK SMOOTH VERTICAL PANELS (10' x 4' x 5/8") W/ TRIM BOARDS (1" x 3.5") COLOR: PRIMED AND PAINTED W/ 2-COATS FLAT ACRYLIC LATEX - EGG SHELL BY DUNN EDWARDS BATTEN SPACING AT 12" CENTER TO CENTER.
28	GREENSCREEN MANUFACTURER: GREENSCREEN COLOR: MATTE TEXTURE GREEN	5	STANDING SEAM METAL ROOF MANUFACTURER: METAL SALES MODEL: MAGNA-LOC 180 COLOR: SLATE GRAY (W38)
29	PATIO FURNITURE MANUFACTURER: EMU CONTRACT SEGO #288 - ARM CHAIR, 22 A/ IRON CAMBI #R02 MESH TABLE - 38" SQ., 22 A/ IRON UMBRELLA - ALUMINUM SQUARE (118" x 118") COLOR: CANOPY BEIGE STEEL BASE (24" SQ.) SILVER	6	METAL WALL PANELS MANUFACTURER: METAL SALES MODEL: EM1 - 1653 WALL PANEL COLOR: SLATE GRAY (W38)
30	STRING LIGHTS MANUFACTURER: TIVOLI LIGHTING MODEL: LITESPHERE LED, 3000K USE 1/2" STEEL CABLE WIRE (BY OTHERS) COLOR: CLEAR	7	STONE VENEER MANUFACTURER: ELDERADO STONE MODEL: ROUGHOUT COLOR: VINEYARD TRAIL
31	WALL LIGHT - LOADING AREAS MANUFACTURER: KIM LIGHTING MODEL: W03 WALL DIRECTOR (SMALL) - DOWN COLOR: BLT - BLACK MATTE TEXTURE	8	SIDING MANUFACTURER: HARDIE BOARD MODEL: ARTISAN SQUARE CHANNEL COLOR: PRIMED TO PAINT
33	COMPOSITE SIDING MANUFACTURER: AZEK MODEL: OPEN JOINT CLADDING COLOR: WEATHERED TEAK	9	METAL CANOPY MANUFACTURER: BY GENERAL CONTRACTOR FINISH: PAINTED COLOR: DE 6385 BLACK BEAN - SEMI GLOSS BY DUNN EDWARDS
34	CMU BLOCK MANUFACTURER: ORCO BLOCK MODEL: SPLIT FACE BLOCK COLOR: NATURAL GRAY	10	METAL FRAME FACADE COLOR: DET 590 MOODY BLUES - SEMI GLOSS BY DUNN EDWARDS
35	CMU BLOCK MANUFACTURER: ORCO BLOCK MODEL: SPLIT FACE BLOCK COLOR: BLACK 100	11	METAL TRELLIS, POST & STEEL FRAMING MANUFACTURER: BY GENERAL CONTRACTOR FINISH: PAINTED COLOR: DE 6385 BLACK BEAN - SEMI GLOSS BY DUNN EDWARDS
36	WOOD BEAM HEADER WOOD VENEER BEAM FINISH: SEMI-TRANSPARENT STAIN COLOR COLOR: RUSTIC CEDAR	12	PRECAST CONCRETE BASE MANUFACTURER: PRECAST FINISH: SANDSTONE COLOR: NATURAL GRAY
37	ENTRY DRIVE PAVERS MANUFACTURER: ACKERSTONE MODEL: PALERMO COLOR: ANTIQUE PEWTER	13	WOOD EAVES / FASCIA MANUFACTURER: BY GENERAL CONTRACTOR COLOR: BUTTERNUT SOLID COLOR WATERPROOFING STAIN / SEALER
38	MANUFACTURER: FX SHADE OR EQUAL MODEL: TRELLIS SHADE - RETRACTABLE COLOR: WHITE	14	WALL LOUVERS MANUFACTURER: ARCHITECTURE WALL LOUVERS MODEL: 4" STANDARD BLADE COLOR: DE 6385 BLACK BEAN - SEMI GLOSS BY DUNN EDWARDS
39	STANDING SEAM COVERED PATIO W/ METAL FRAME MANUFACTURER: METAL SALES MODEL: MAGNA-LOC 180 COLOR: SLATE GRAY (W38)	15	METAL BRACKETS MANUFACTURER: BY GENERAL CONTRACTOR FINISH: PAINTED COLOR: DE 6385 BLACK BEAN - SEMI GLOSS BY DUNN EDWARDS
		16	WALL SCIENCE MANUFACTURER: HESS MODEL: LED VILLAGE 375 WALL MOUNT COLOR: BLACK
		17	WALL SCIENCE MANUFACTURER: INTRIGUE LIGHTING LED MODEL: LARGE METRO COLOR: BLACK
		18	WALL SCIENCE MANUFACTURER: INTRIGUE LIGHTING LED MODEL: EPIC COLOR: BLACK
		19	WALL SCIENCE (SERVICE DOORS) MANUFACTURER: BEGA MODEL: 33 224 LED COLOR: BLACK
		20	PEDESTRIAN POLE LIGHT MANUFACTURER: INTRIGUE LIGHTING LED MODEL: ELEGANT, SIDE ARM SHEPHERDS CROOK MOUNT POLE: PA3 SERIES 15' HIGH
		21	SIGN LIGHTS MANUFACTURER: TMS LIGHTING MODEL: SIGN 18 LED COLOR: MATTE BLACK
		22	TRELLIS LIGHTS MANUFACTURER: LIGHTWAY MODEL: POSW-5-LED COLOR: SATIN BLACK




PRELIMINARY SUBJECT TO CHANGE


HIP So-Cal Properties LLC
2244 N. Pacific Street
Orange, CA 92865
TEL. (714) 637-3333

AZURE DEVELOPMENT CO.
944 South Greenwood Avenue
Montebello, CA 90640
TEL. (310) 467-7408


Harvest Landing Retail Center & Business Park
SWC Perris Blvd. & Orange Ave., Perris CA 92571

EXTERIOR ELEVATIONS
22161MMA | 02.10.2025
A207

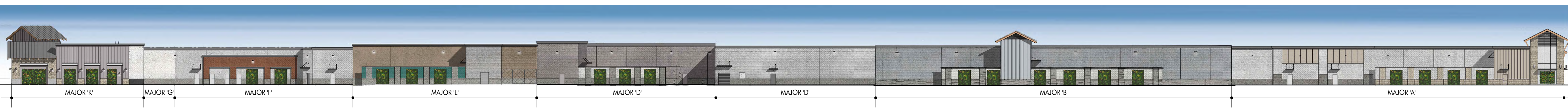




1 PORTION OF NORTH ELEVATION - MAJOR 'E'
SCALE: 3/32" = 1'-0"



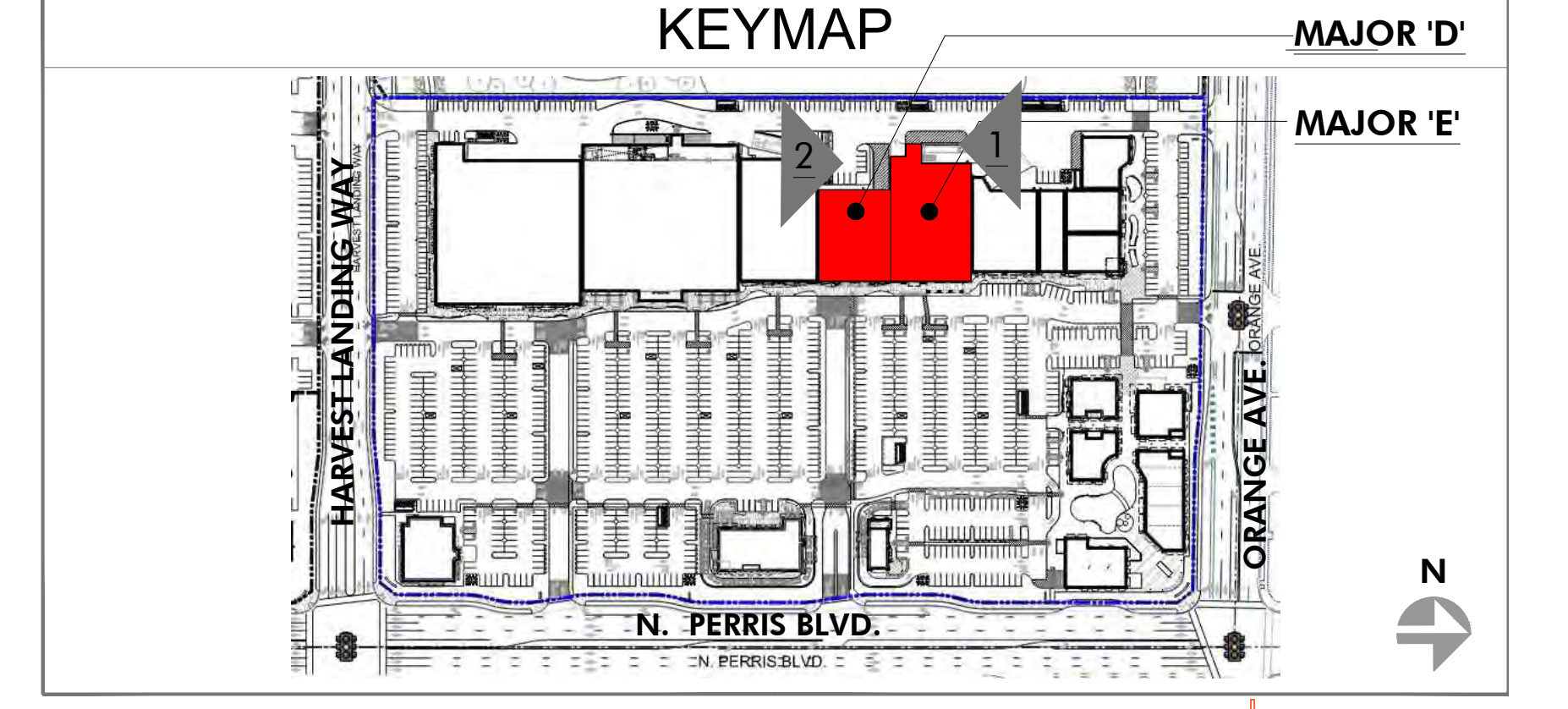
2 PORTION OF SOUTH ELEVATION - MAJOR 'E'
SCALE: 3/32" = 1'-0"



3 OVERALL WEST EXTERIOR ELEVATION
SCALE: 1" = 30'-0"

FINISH LEGEND			
KEY	MATERIAL	KEY	MATERIAL
23	TRASH RECEPTACLES MANUFACTURER: VICTOR STANLEY MODEL: SDC-36 COLOR: BLACK	1	STUCCO - SMOOTH MANUFACTURER: HIGHLAND STUCCO FINISH: STEEL TROWEL - PAINTED DUNN EDWARDS
24	BIKE RACKS MANUFACTURER: VICTOR STANLEY MODEL: FREESIA BIKE RACK COLOR: BLACK	2	STOREFRONT MANUFACTURER: ARCADIA - COLOR: #85 DARK BRONZE AB-7 STOREFRONT GLASS VITRO ARCH. GLASS - 1" CLEAR FLOAT GLASS
25	METAL AWNING MANUFACTURER: METAL SALES MODEL: MAGNA-LOC 180 MISTIQUE PLUS (W31)	2A	SPANDREL GLASS VITRO ARCH. GLASS AV933 WARN GRAY #2
26	CONCRETE PAVERS MANUFACTURER: ACKERSTONE MODEL: 4x16 - NO CHAMFER, RUNNING BOND COLOR: BELLASINA BLEND	3	BRICK VENEER MANUFACTURER: INTERSTATE BRICK MODEL: THIN MODULAR 2 1/8 COLOR: ARCTIC WHITE GROUT COLOR: #381 BRIGHT WHITE BY CUSTOMS BUILDING PRODUCT
27	CONCRETE PAVING MANUFACTURER: BY GENERAL CONTRACTOR FINISH: ACID WASH FINISH, SAW CUT LINES. COLOR: NATURAL GRAY	4	BATTEN BOARD SIDING MANUFACTURER: HARDIE BOARD MODEL: HARDIE PLANK SMOOTH VERTICAL PANELS (10' x 4' x 5/8") W/ TRIM BOARDS (1" x 3.5") COLOR: PRIMED AND PAINTED W/ 2-COATS FLAT ACRYLIC LATEX - EGGSHELL BY DUNN EDWARDS BATTEN SPACING AT 12" CENTER TO CENTER.
28	GREENSCREEN MANUFACTURER: GREENSCREEN COLOR: MATTE TEXTURE GREEN	5	STANDING SEAM METAL ROOF MANUFACTURER: METAL SALES MODEL: MAGNA-LOC 180 COLOR: SLATE GRAY (W38)
29	PATIO FURNITURE MANUFACTURER: EMU CONTRACT SEGO #288 - ARM CHAIR, 22 "/>		

PAINT COLORS	
A	PAIN COLOR: IGLOO DEW379 BY: DUNN EDWARDS
B	PAIN COLOR: SILVERLINED DE6353 BY: DUNN EDWARDS
C	PAIN COLOR: DRIFTING DEC770 BY: DUNN EDWARDS
D	PAIN COLOR: SMOKEY MOUNTAIN DE6388 BY: DUNN EDWARDS
E	PAIN COLOR: BANK VAULT DE6383 BY: DUNN EDWARDS
F	PAIN COLOR: SILVER SETTING DE6359 BY: DUNN EDWARDS
G	PAIN COLOR: ALWAYS ALMOND BY: PPG 1099-1
H	PAIN COLOR: JERICO JADE By: PPG1142-6
J	PAIN COLOR: WEATHERED LEATHER DE6105 By: DUNN EDWARDS
K	PAIN COLOR: KILN DRIED DET692 BY: DUNN EDWARDS
L	PAIN COLOR: HARTFORD GREEN BY: SHERWIN WILLIAMS



HIP So-Cal Properties LLC
2244 N. Pacific Street
Orange, CA 92865
TEL. (714) 637-3333

AZURE DEVELOPMENT CO.
944 South Greenwood Avenue
Montebello, CA 90640
TEL. (310) 467-7408

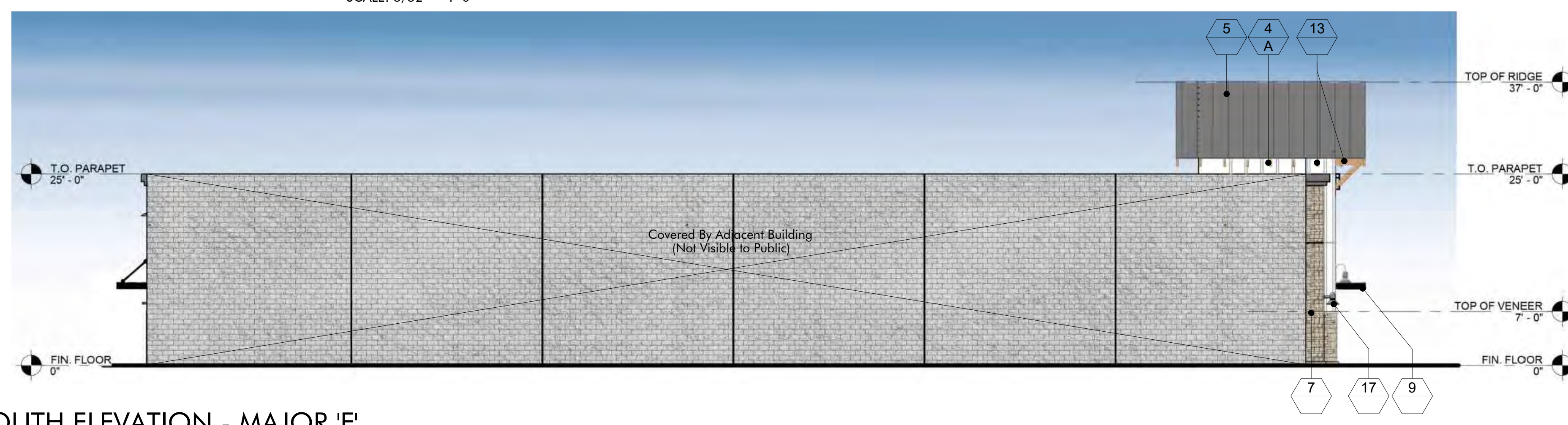
Harvest Landing Retail Center & Business Park
SWC Perris Blvd. & Orange Ave., Perris CA 92571

EXTERIOR ELEVATIONS
22161MMA | 02.10.2025
A208






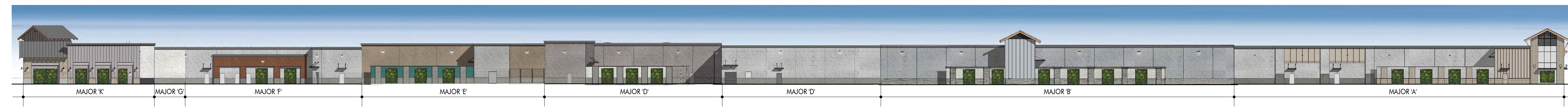
1 PORTION OF WEST ELEVATION - MAJOR 'G' & 'F'
SCALE: 3/32" = 1'-0"



2 SOUTH ELEVATION - MAJOR 'F'
SCALE: 3/32" = 1'-0"

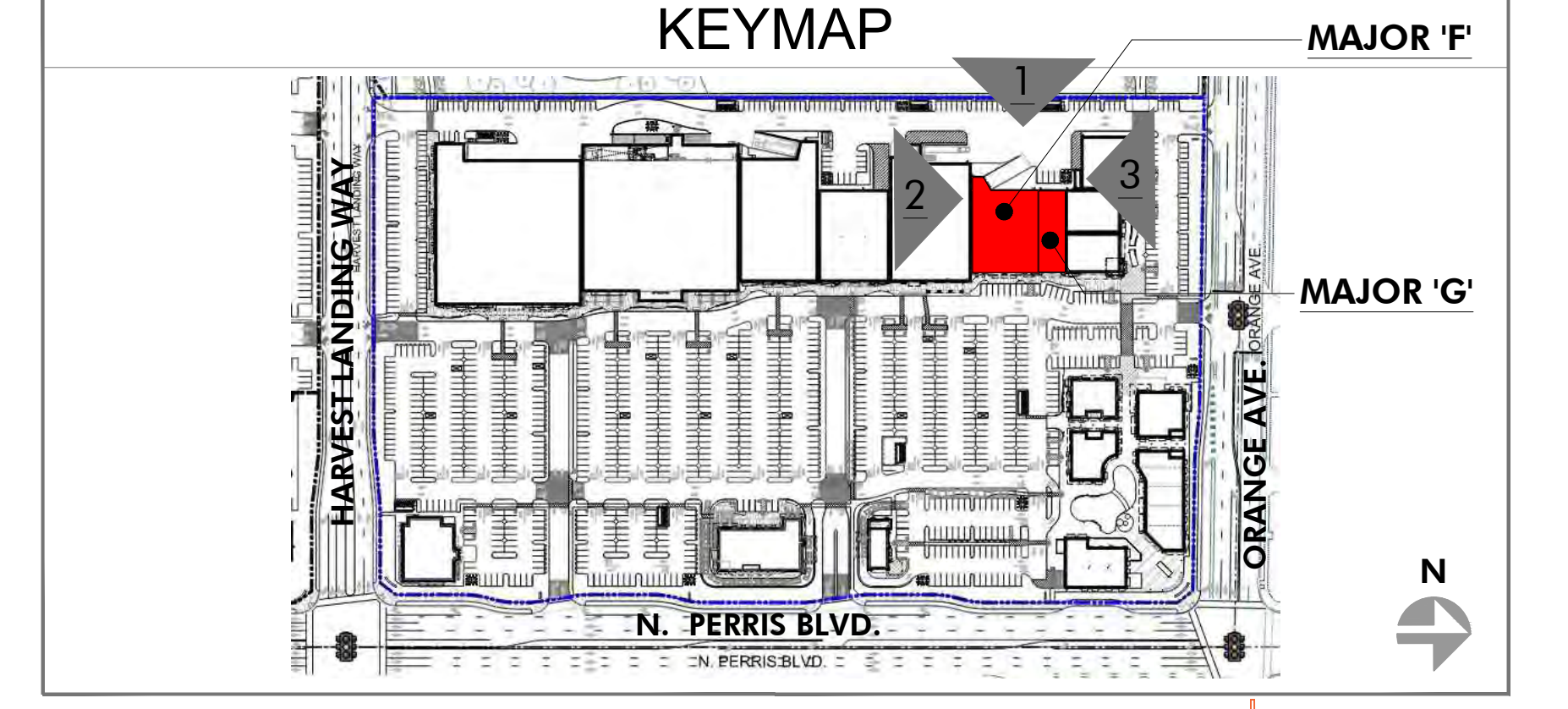


3 SOUTH ELEVATION - MAJOR 'G' & 'F'
SCALE: 3/32" = 1'-0"




4 OVERALL WEST EXTERIOR ELEVATION
SCALE: 1" = 30'-0"

FINISH LEGEND			
KEY	MATERIAL	KEY	MATERIAL
23	TRASH RECEPTACLES MANUFACTURER: VICTOR STANLEY MODEL: SDC-36 COLOR: BLACK	1	STUCCO - SMOOTH MANUFACTURER: HIGHLAND STUCCO FINISH: STEEL TROWEL - PAINTED DUNN EDWARDS
24	BIKE RACKS MANUFACTURER: VICTOR STANLEY MODEL: FREESIA BIKE RACK COLOR: BLACK	2	STOREFRONT MANUFACTURER: ARCADIA - COLOR: #85 DARK BRONZE AB-7 STOREFRONT GLASS VITRO ARCH. GLASS - 1" CLEAR FLOAT GLASS
25	METAL AWNING MANUFACTURER: METAL SALES MODEL: MAGNA-LOC 180 COLOR: MISTIQUE PLUS (W31)	2A	SPANDREL GLASS VITRO ARCH. GLASS AV933 WARM GRAY #2
26	CONCRETE PAVERS MANUFACTURER: ACKERSTONE MODEL: 4x16 - NO CHAMFER, RUNNING BOND COLOR: BELLASINA BLEND	3	BRICK VENEER MANUFACTURER: INTERSTATE BRICK MODEL: THIN MODULAR 2 1/4 COLOR: ARCTIC WHITE GROUT COLOR: #381 BRIGHT WHITE BY CUSTOMS BUILDING PRODUCT
27	CONCRETE PAVING MANUFACTURER: BY GENERAL CONTRACTOR FINISH: ACID WASH FINISH, SAW CUT LINES. COLOR: NATURAL GRAY	4	BATTEN BOARD SIDING MANUFACTURER: HARDIE BOARD MODEL: HARDIE PLANK SMOOTH VERTICAL PANELS (10' x 4' x 5/8") W/ TRIM BOARDS (1" x 3.5") COLOR: PRIMED AND PAINTED W/ 2-COATS FLAT ACRYLIC LATEX - EGGSHELL BY DUNN EDWARDS BATTEN SPACING AT 12" CENTER TO CENTER.
28	GREENSCREEN MANUFACTURER: GREENSCREEN COLOR: MATTE TEXTURE GREEN	5	STANDING SEAM METAL ROOF MANUFACTURER: METAL SALES MODEL: MAGNA-LOC 180 COLOR: SLATE GRAY (W38)
29	PATIO FURNITURE MANUFACTURER: EMU CONTRACT SEGO #288 - ARM CHAIR, 22 A/IRON CAMBI #R02 MESH TABLE - 36" SQ., 22 A/IRON UMBRELLA - ALUMINUM SQUARE (118" x 118") COLOR: CANOPY BEIGE STEEL BASE (24" SQ.) SILVER	6	METAL WALL PANELS MANUFACTURER: METAL SALES MODEL: EM1 - 1653 WALL PANEL COLOR: SLATE GRAY (W38)
30	STRING LIGHTS MANUFACTURER: TIVOLI LIGHTING MODEL: LITESPHERE LED, 3000K USE 3/8" STEEL CABLE WIRE (BY OTHERS) COLOR: CLEAR	7	STONE VENEER MANUFACTURER: ELDERADO STONE MODEL: ROUGHOUT COLOR: VINEYARD TRAIL
31	WALL LIGHT - LOADING AREAS MANUFACTURER: KIM LIGHTING MODEL: W03 WALL DIRECTOR (SMALL) - DOWN COLOR: BLT - BLACK MATTE TEXTURE	8	SIDING MANUFACTURER: HARDIE BOARD MODEL: ARTISAN SQUARE CHANNEL COLOR: PRIMED TO PAINT
33	COMPOSITE SIDING MANUFACTURER: AZEK MODEL: OPEN JOINT CLADDING COLOR: WEATHERED TEAK	9	METAL CANOPY MANUFACTURER: BY GENERAL CONTRACTOR FINISH: PAINTED COLOR: DE 6385 BLACK BEAN - SEMI GLOSS BY DUNN EDWARDS
34	CMU BLOCK MANUFACTURER: ORCO BLOCK MODEL: SPLIT FACE BLOCK COLOR: NATURAL GRAY	10	METAL FRAME FACADE COLOR: DET 590 MOODY BLUES - SEMI GLOSS BY DUNN EDWARDS
35	CMU BLOCK MANUFACTURER: ORCO BLOCK MODEL: SPLIT FACE BLOCK COLOR: BLACK 100	11	METAL TRELLIS, POST & STEEL FRAMING MANUFACTURER: BY GENERAL CONTRACTOR FINISH: PAINTED COLOR: DE 6385 BLACK BEAN - SEMI GLOSS BY DUNN EDWARDS
36	WOOD BEAM HEADER WOOD VENEER BEAM FINISH: SEMI-TRANSPARENT STAIN COLOR COLOR: RUSTIC CEDAR	12	PRECAST CONCRETE BASE MANUFACTURER: EMPIRE PRECAST FINISH: SANDSTONE COLOR: NATURAL GRAY
37	ENTRY DRIVE PAVERS MANUFACTURER: ACKERSTONE MODEL: PALERMO COLOR: ANTIQUE PEWTER	13	WOOD EAVES / FASCIA MANUFACTURER: BY GENERAL CONTRACTOR
38	METAL TRELLIS MANUFACTURER: FX SHADE OR EQUAL MODEL: TRELLIS SHADE - RETRACTABLE COLOR: WHITE	14	OLYMPIC COLOR: BUTTERNUT SOLID COLOR WATERPROOFING STAIN / SEALER
39	STANDING SEAM COVERED PATIO W/ METAL FRAME MANUFACTURER: METAL SALES MODEL: MAGNA-LOC 180 COLOR: SLATE GRAY (W38)	15	METAL BRACKETS MANUFACTURER: BY GENERAL CONTRACTOR FINISH: PAINTED COLOR: DE 6385 BLACK BEAN - SEMI GLOSS BY DUNN EDWARDS
KEY PAINT COLORS		16	WALL SCONCE MANUFACTURER: HESS MODEL: LED VILLAGE 375 WALL MOUNT COLOR: BLACK
A	PAINT COLOR: IGLOO DEW379 BY: DUNN EDWARDS	17	WALL SCONCE MANUFACTURER: INTRIGUE LIGHTING LED MODEL: LARGE METRO COLOR: BLACK
B	PAINT COLOR: SILVERLINED DE6353 BY: DUNN EDWARDS	18	WALL SCONCE MANUFACTURER: INTRIGUE LIGHTING LED MODEL: EPIC COLOR: BLACK
C	PAINT COLOR: DRIFTING DEC770 BY: DUNN EDWARDS	19	WALL SCONCE (SERVICE DOORS) MANUFACTURER: BEGA MODEL: 33 224 LED COLOR: BLACK
D	PAINT COLOR: SMOKEY MOUNTAIN DE6388 BY: DUNN EDWARDS	20	PEDESTRIAN POLE LIGHT MANUFACTURER: INTRIGUE LIGHTING LED MODEL: ELEGANT; SIDE ARM SHEPHERDS CROOK MOUNT POLE: PA3 SERIES 15' HIGH
E	PAINT COLOR: BANK VAULT DE6383 BY: DUNN EDWARDS	21	SIGN LIGHTS MANUFACTURER: TMS LIGHTING MODEL: SIGN 18 LED COLOR: MATTE BLACK
F	PAINT COLOR: SILVER SETTING DE6359 BY: DUNN EDWARDS	22	TRELLIS LIGHTS MANUFACTURER: LIGHTWAY MODEL: POSW-5-LED COLOR: SATIN BLACK
G	PAINT COLOR: ALWAYS ALMOND BY: PPG 1099-1		
H	PAINT COLOR: JERICHO JADE BY: PPG 1142-6		
J	PAINT COLOR: WEATHERED LEATHER DE6105 BY: DUNN EDWARDS		
K	PAINT COLOR: KILN DRIED DET692 BY: DUNN EDWARDS		
L	PAINT COLOR: HARTFORD GREEN BY: SHERWIN WILLIAMS		



PRELIMINARY SUBJECT TO CHANGE

HIP So-Cal Properties LLC
2244 N. Pacific Street
Orange, CA 92865
TEL. (714) 637-3333

 AZURE DEVELOPMENT CO.
944 South Greenwood Avenue
Montebello, CA 90640
TEL. (310) 467-7408


Harvest Landing Retail Center & Business Park
SWC Perris Blvd. & Orange Ave., Perris CA 92571

EXTERIOR ELEVATIONS
22161MMA | 02.10.2025
A209

mmaarchitecture.com
 



2 EAST ELEVATION - PAD 1
SCALE: 3/32" = 1'-0"



1 NORTH ELEVATION - PAD 1
SCALE: 3/32" = 1'-0"



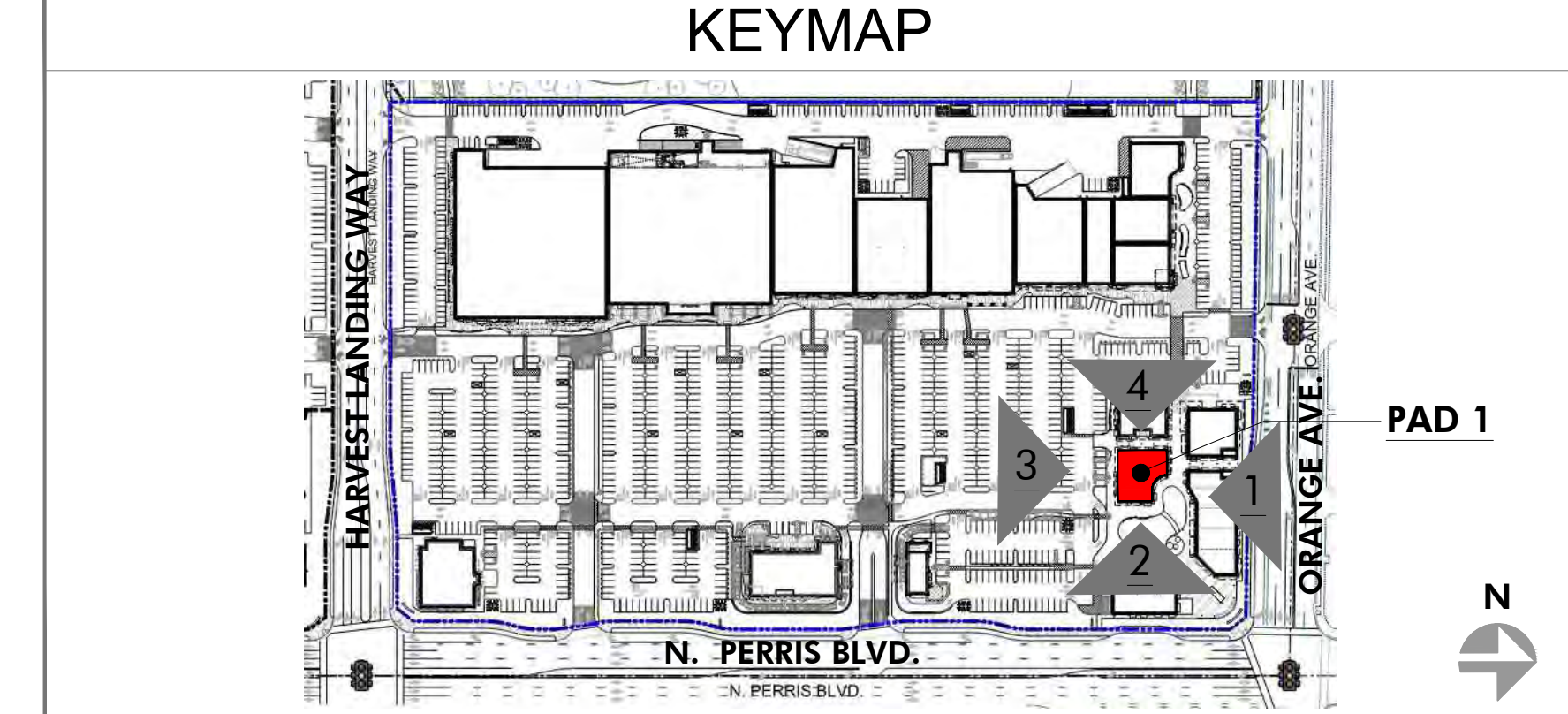
4 WEST ELEVATION - PAD 1
SCALE: 3/32" = 1'-0"



3 SOUTH ELEVATION - PAD 1
SCALE: 3/32" = 1'-0"


FINISH LEGEND			
KEY	MATERIAL	KEY	MATERIAL
23	TRASH RECEPTACLES MANUFACTURER: VICTOR STANLEY MODEL: SDC-36 COLOR: BLACK	1	STUCCO - SMOOTH MANUFACTURER: HIGHLAND STUCCO FINISH: STEEL TROWEL - PAINTED DUNN EDWARDS
24	BIKE RACKS MANUFACTURER: VICTOR STANLEY MODEL: FREESIA BIKE RACK COLOR: BLACK	2	STOREFRONT MANUFACTURER: ARCADIA - COLOR: #85 DARK BRONZE AB-7 STOREFRONT GLASS VITRO ARCH. GLASS - 1" CLEAR FLOAT GLASS
25	METAL AWNING MANUFACTURER: METAL SALES MODEL: MAGNA-LOC 180 COLOR: MISTIQUE PLUS (W31)	2A	SPANDREL GLASS VITRO ARCH. GLASS AV933 WARM GRAY #2
26	CONCRETE PAVERS MANUFACTURER: ACKERSTONE MODEL: 4x16 - NO CHAMFER, RUNNING BOND COLOR: BELLASINA BLEND	3	BRICK VENEER MANUFACTURER: INTERSTATE BRICK MODEL: THIN MODULAR 2 1/2 x 8 COLOR: ARCTIC WHITE GROUT COLOR: #381 BRIGHT WHITE BY CUSTOMS BUILDING PRODUCT
27	CONCRETE PAVING MANUFACTURER: BY GENERAL CONTRACTOR FINISH: ACID WASH FINISH, SAW CUT LINES. COLOR: NATURAL GRAY	4	BATTEN BOARD SIDING MANUFACTURER: HARDIE BOARD MODEL: HARDIE PLANK SMOOTH VERTICAL PANELS (10' x 4' x 5/8") W/ TRIM BOARDS (1" x 3.5") COLOR: PRIMED AND PAINTED W/ 2-COATS FLAT ACRYLIC LATEX - EGGSHELL BY DUNN EDWARDS BATTEN SPACING AT 12" CENTER TO CENTER.
28	GREENSCREEN MANUFACTURER: GREENSCREEN COLOR: MATTE TEXTURE GREEN	5	STANDING SEAM METAL ROOF MANUFACTURER: METAL SALES MODEL: MAGNA-LOC 180 COLOR: SLATE GRAY (W38)
29	PATIO FURNITURE MANUFACTURER: EMU CONTRACT SEGO #288 - ARM CHAIR, 22 A/IRON CANTO #R02 MESH TABLE - 30" SQ. 22 A/IRON UMBRELLA - ALUMINUM SQUARE (118" x 118") COLOR: CANOPY BEIGE STEEL BASE (24" SQ.) SILVER	6	METAL WALL PANELS MANUFACTURER: METAL SALES MODEL: EM1 - 1653 WALL PANEL COLOR: SLATE GRAY (W38)
30	STRING LIGHTS MANUFACTURER: TIVOLI LIGHTING MODEL: LITESPHERE LED, 3000K USE 3/8" STEEL CABLE WIRE (BY OTHERS) COLOR: CLEAR	7	STONE VENEER MANUFACTURER: ELDORADO STONE MODEL: ROUGHOUT COLOR: VINEYARD TRAIL
31	WALL LIGHT - LOADING AREAS MANUFACTURER: KM LIGHTING MODEL: W35 WALL DIRECTOR (SMALL) - DOWN COLOR: BLT - BLACK MATTE TEXTURE	8	SIDING MANUFACTURER: HARDIE BOARD MODEL: ARTISAN SQUARE CHANNEL COLOR: PRIMED TO PAINT
33	COMPOSITE SIDING MANUFACTURER: AZEK MODEL: OPEN JOINT CLADDING COLOR: WEATHERED TEAK	9	METAL CANOPY MANUFACTURER: BY GENERAL CONTRACTOR FINISH: PAINTED COLOR: DE 6385 BLACK BEAN - SEMI GLOSS BY DUNN EDWARDS
34	CMU BLOCK MANUFACTURER: ORCO BLOCK MODEL: SPLIT FACE BLOCK COLOR: NATURAL GRAY	10	METAL FRAME FACADE COLOR: DET 590 MOODY BLUES - SEMI GLOSS BY DUNN EDWARDS
35	CMU BLOCK MANUFACTURER: ORCO BLOCK MODEL: SPLIT FACE BLOCK COLOR: BLACK 100	11	METAL TRELLIS, POST & STEEL FRAMING MANUFACTURER: BY GENERAL CONTRACTOR FINISH: PAINTED COLOR: DE 6385 BLACK BEAN - SEMI GLOSS BY DUNN EDWARDS
36	WOOD BEAM HEADER WOOD VENEER BEAM FINISH: SEMI-TRANSPARENT STAIN COLOR COLOR: RUSTIC CEDAR	12	PRECAST CONCRETE BASE MANUFACTURER: EMPIRE PRECAST FINISH: SANDSTONE COLOR: NATURAL GRAY
37	ENTRY DRIVE PAVERS MANUFACTURER: ACKERSTONE MODEL: PALERMO COLOR: ANTIQUE PEWTER	13	WOOD EAVES / FASCIA MANUFACTURER: BY GENERAL CONTRACTOR
38	MANUFACTURER: FX SHADE OR EQUAL MODEL: TRELLIS SHADE - RETRACTABLE COLOR: WHITE	14	OLYMPIC COLOR: BUTTERNUT SOLID COLOR WATERPROOFING STAIN / SEALER
39	STANDING SEAM COVERED PATIO W/ METAL FRAME MANUFACTURER: METAL SALES MODEL: MAGNA-LOC 180 COLOR: SLATE GRAY (W38)	15	WALL LOUVERS MANUFACTURER: ARCHITECTURE WALL LOUVERS MODEL: 4" STANDARD BLADE COLOR: DE 6385 BLACK BEAN - SEMI GLOSS BY DUNN EDWARDS

KEY		PAINT COLORS	
-	PAINT	-	PAINT
A	COLOR: IGLOO DEW379 BY: DUNN EDWARDS	16	WALL SCIENCE MANUFACTURER: HESS MODEL: LED VILLAGE 375 WALL MOUNT COLOR: BLACK
B	PAINT COLOR: SILVERLINED DE6353 BY: DUNN EDWARDS	17	WALL SCIENCE MANUFACTURER: INTRIGUE LIGHTING LED MODEL: LARGE METRO COLOR: BLACK
C	PAINT COLOR: DRIFTING DEC770 BY: DUNN EDWARDS	18	WALL SCIENCE MANUFACTURER: INTRIGUE LIGHTING LED MODEL: EPIC COLOR: BLACK
D	PAINT COLOR: SMOKEY MOUNTAIN DE6388 BY: DUNN EDWARDS	19	WALL SCIENCE (SERVICE DOORS) MANUFACTURER: BEGA MODEL: 33 224 LED COLOR: BLACK
E	PAINT COLOR: BANK VAULT DE6383 BY: DUNN EDWARDS	20	PEDESTRIAN POLE LIGHT MANUFACTURER: INTRIGUE LIGHTING LED MODEL: ELEGANT, SIDE ARM SHEPHERDS CROOK MOUNT POLE: PA3 SERIE 15' HIGH
F	PAINT COLOR: SILVER SETTING DE6359 BY: DUNN EDWARDS	21	SIGN LIGHTS MANUFACTURER: TMS LIGHTING MODEL: SIGN 18 LED COLOR: MATTE BLACK
G	PAINT COLOR: ALWAYS ALMOND BY: PPG 1099-1	22	TRELLIS LIGHTS MANUFACTURER: LIGHTWAY MODEL: POSW-5-LED COLOR: SATIN BLACK
H	PAINT COLOR: JERICO JADE BY: PPG 1142-6		
J	PAINT COLOR: WEATHERED LEATHER DE6105 BY: DUNN EDWARDS		
K	PAINT COLOR: KILN DRIED DET692 BY: DUNN EDWARDS		
L	PAINT COLOR: HARTFORD GREEN BY: SHERWIN WILLIAMS		



PRELIMINARY SUBJECT TO CHANGE

HIP So-Cal Properties LLC
2244 N. Pacific Street
Orange, CA 92865
TEL. (714) 637-3333

 AZURE DEVELOPMENT CO.
944 South Greenwood Avenue
Montebello, CA 90640
TEL. (310) 467-7408



Harvest Landing Retail Center & Business Park
SWC Perris Blvd. & Orange Ave., Perris CA 92571

EXTERIOR ELEVATIONS
22161MMA | 02.20.2025

A210






2 EAST ELEVATION - PAD 2
SCALE: 3/32" = 1'-0"



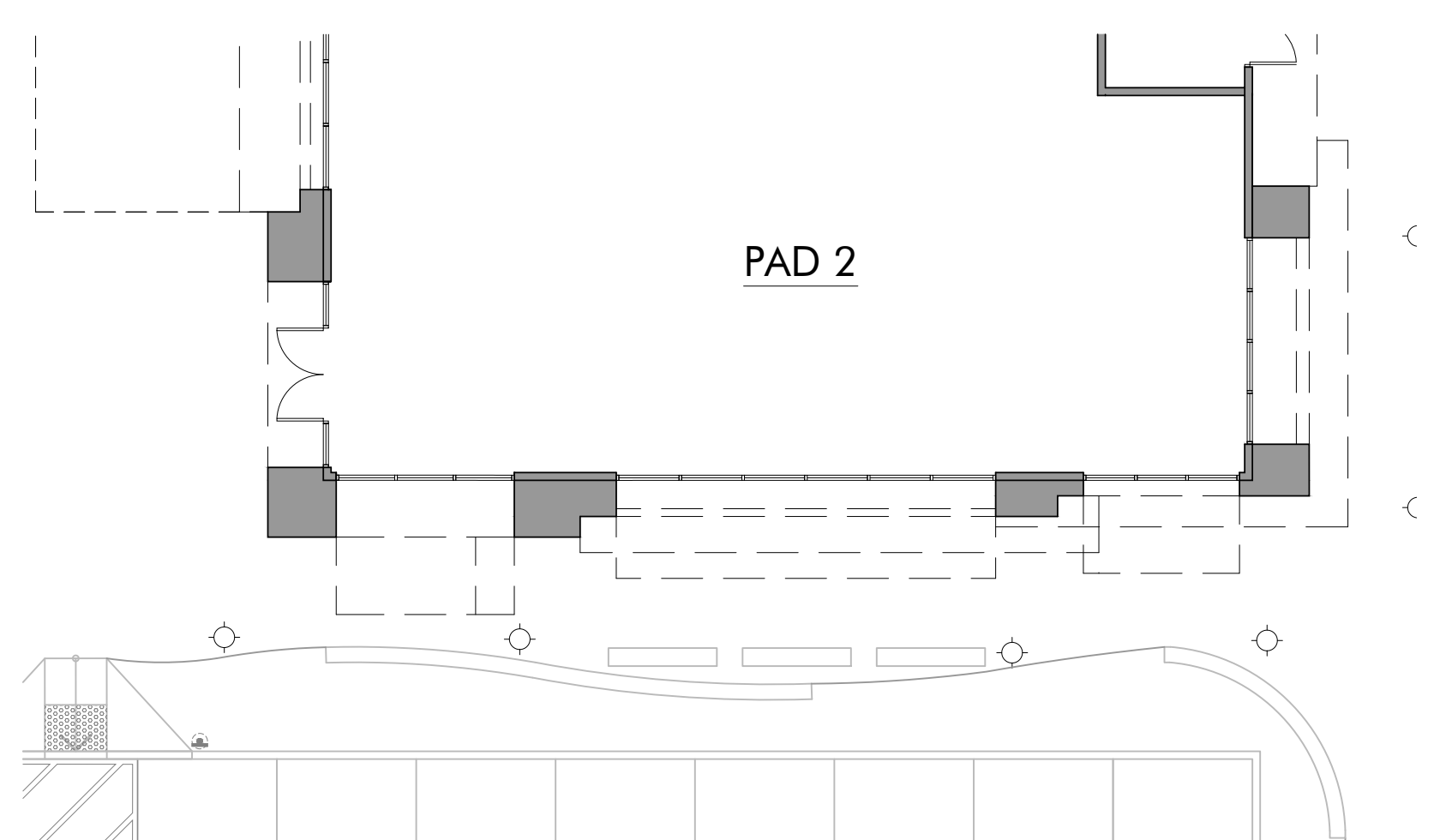
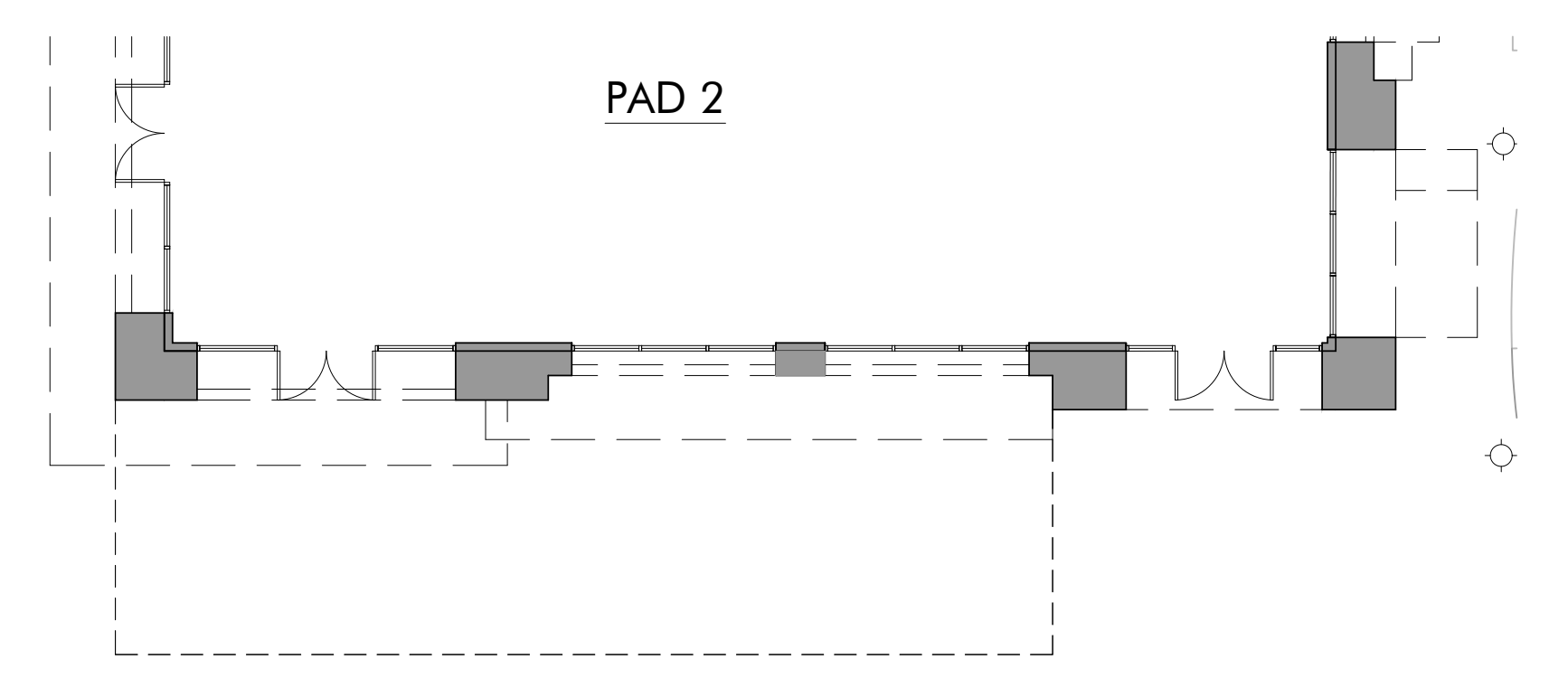
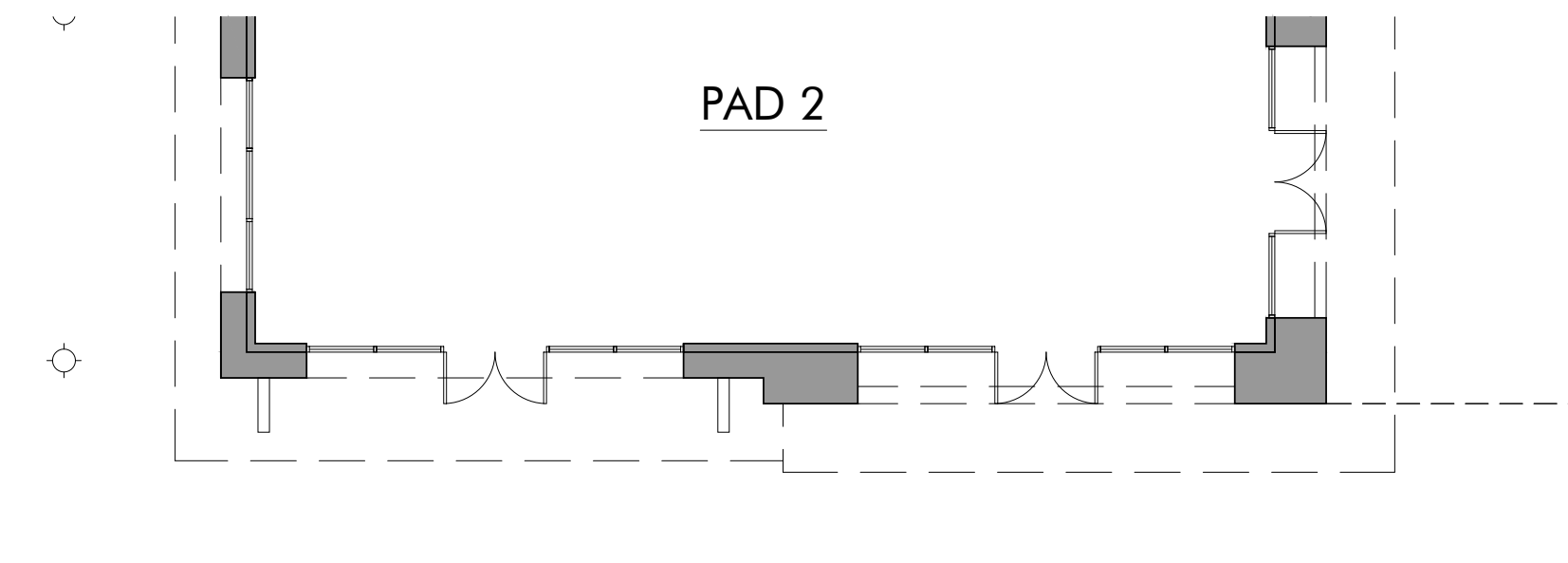
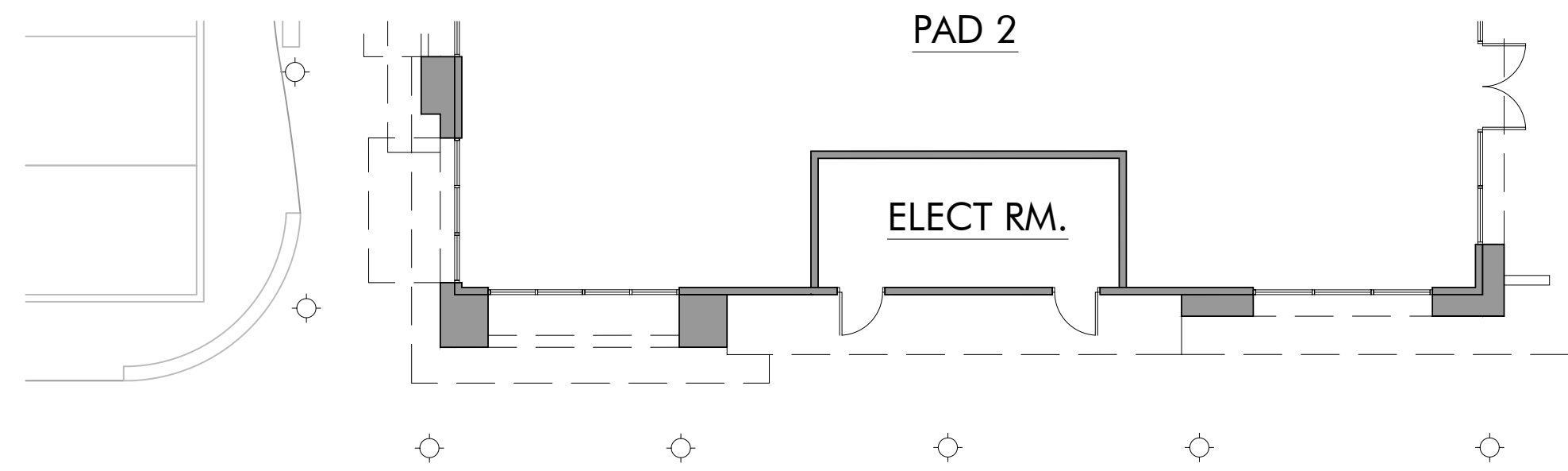
1 NORTH ELEVATION - PAD 2
SCALE: 3/32" = 1'-0"



4 WEST ELEVATION - PAD 2
SCALE: 3/32" = 1'-0"



3 SOUTH ELEVATION - PAD 2
SCALE: 3/32" = 1'-0"



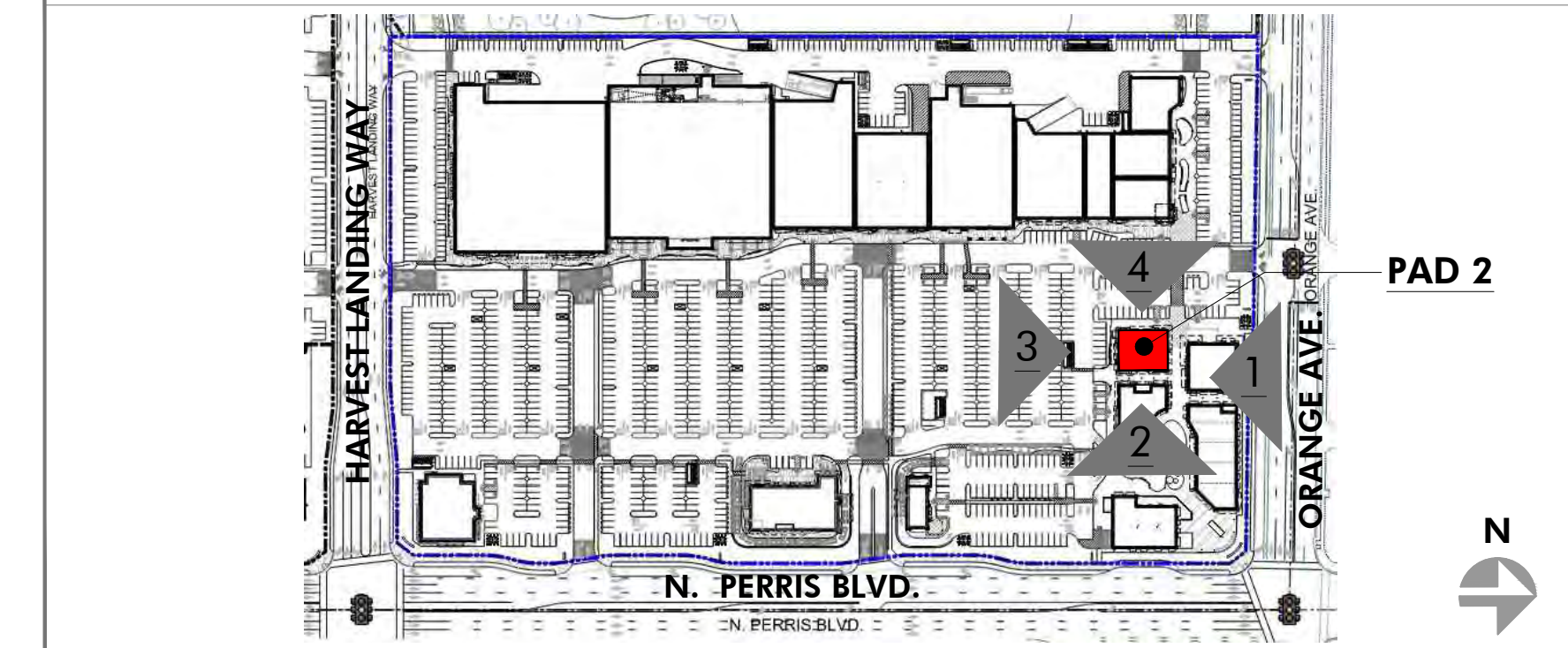
FINISH LEGEND

KEY	MATERIAL	KEY	MATERIAL
23	TRASH RECEPTACLES MANUFACTURER: VICTOR STANLEY MODEL: SDC-36 COLOR: BLACK	1	STUCCO - SMOOTH MANUFACTURER: HIGHLAND STUCCO FINISH: STEEL TROWEL - PAINTED DUNN EDWARDS
24	BIKE RACKS MANUFACTURER: VICTOR STANLEY MODEL: FREESIA BIKE RACK COLOR: BLACK	2	STOREFRONT MANUFACTURER: ARCADIA - COLOR: #85 DARK BRONZE AB-7 STOREFRONT GLASS VITRO ARCH. GLASS - 1" CLEAR FLOAT GLASS
25	METAL AWNING MANUFACTURER: METAL SALES MODEL: MAGNA-LOC 180 COLOR: MISTIQUE PLUS (W31)	2A	SPANDREL GLASS VITRO ARCH. GLASS AV933 WARM GRAY #2
26	CONCRETE PAVERS MANUFACTURER: ACKERSTONE MODEL: 4x16 - NO CHAMFER, RUNNING BOND COLOR: BELLASINA BLEND	3	BRICK VENEER MANUFACTURER: INTERSTATE BRICK MODEL: THIN MODULAR 2 1/4 x 8 COLOR: ARCTIC WHITE GROUT COLOR: #381 BRIGHT WHITE BY CUSTOMS BUILDING PRODUCT
27	CONCRETE PAVING MANUFACTURER: BY GENERAL CONTRACTOR FINISH: ACID WASH FINISH, SAW CUT LINES. COLOR: NATURAL GRAY	4	BATTEN BOARD SIDING MANUFACTURER: HARDIE BOARD MODEL: HARDIE PLANK SMOOTH VERTICAL PANELS (10' x 4' x 5/8") W/ TRIM BOARDS (1" x 3.5") COLOR: PRIMED AND PAINTED W/ 2-COATS FLAT ACRYLIC LATEX - EGGSHELL BY DUNN EDWARDS BATTEN SPACING AT 12" CENTER TO CENTER.
28	GREENSCREEN MANUFACTURER: GREENSCREEN COLOR: MATTE TEXTURE GREEN	5	STANDING SEAM METAL ROOF MANUFACTURER: METAL SALES MODEL: MAGNA-LOC 180 COLOR: SLATE GRAY (W38)
29	PATIO FURNITURE MANUFACTURER: EMU CONTRACT SEGO #288 - ARM CHAIR, 22 A/IRON CANBI #R02 - MESH TABLE - 36" SQ. 22 A/IRON UMBRELLA - ALUMINUM SQUARE (118" x 118") COLOR: CANOPY BEIGE STEEL BASE (24" SQ.) SILVER	6	METAL WALL PANELS MANUFACTURER: METAL SALES MODEL: EM1 - 1653 WALL PANEL COLOR: SLATE GRAY (W38)
30	STRING LIGHTS MANUFACTURER: TIVOLI LIGHTING MODEL: LITESPHERE LED, 3000K USE 3/8" STEEL CABLE WIRE (BY OTHERS) COLOR: CLEAR	7	STONE VENEER MANUFACTURER: ELDERADO STONE MODEL: ROUGHOUT COLOR: VINEYARD TRAIL
31	WALL LIGHT - LOADING AREAS MANUFACTURER: KIM LIGHTING MODEL: W35 WALL DIRECTOR (SMALL) - DOWN COLOR: BLT - BLACK MATTE TEXTURE	8	SIDING MANUFACTURER: HARDIE BOARD MODEL: ARTISAN SQUARE CHANNEL COLOR: PRIMED TO PAINT
33	COMPOSITE SIDING MANUFACTURER: AZEK MODEL: OPEN JOINT CLADDING COLOR: WEATHERED TEAK	9	METAL CANOPY MANUFACTURER: BY GENERAL CONTRACTOR FINISH: PAINTED COLOR: DE 6385 BLACK BEAN - SEMI GLOSS BY DUNN EDWARDS
34	CMU BLOCK MANUFACTURER: ORCO BLOCK MODEL: SPLIT FACE BLOCK COLOR: NATURAL GRAY	10	METAL FRAME FACADE COLOR: DET 590 MOODY BLUES - SEMI GLOSS BY DUNN EDWARDS
35	CMU BLOCK MANUFACTURER: ORCO BLOCK MODEL: SPLIT FACE BLOCK COLOR: BLACK 100	11	METAL TRELLIS, POST & STEEL FRAMING MANUFACTURER: BY GENERAL CONTRACTOR FINISH: PAINTED COLOR: DE 6385 BLACK BEAN - SEMI GLOSS BY DUNN EDWARDS
36	WOOD BEAM HEADER WOOD VENEER BEAM FINISH: SEMI-TRANSPARENT STAIN COLOR COLOR: RUSTIC CEDAR	12	PRECAST CONCRETE BASE MANUFACTURER: EMPIRE PRECAST FINISH: SANDSTONE COLOR: NATURAL GRAY
37	ENTRY DRIVE PAVERS MANUFACTURER: ACKERSTONE MODEL: PALERMO COLOR: ANTIQUE PEWTER	13	WOOD EAVES / FASCIA MANUFACTURE: BY GENERAL CONTRACTOR
38	MANUFACTURER: FX SHADE OR EQUAL MODEL: TRELLIS SHADE - RETRACTABLE COLOR: WHITE	14	OLYMPIC COLOR: BUTTERNUT SOLID COLOR WATERPROOFING STAIN / SEALER
39	STANDING SEAM COVERED PATIO W/ METAL FRAME MANUFACTURER: METAL SALES MODEL: MAGNA-LOC 180 COLOR: SLATE GRAY (W38)	15	METAL BRACKETS MANUFACTURE: BY GENERAL CONTRACTOR FINISH: PAINTED COLOR: DE 6385 BLACK BEAN - SEMI GLOSS BY DUNN EDWARDS

PAINT COLORS

A	PAINT COLOR: IGLOO DEW379 BY: DUNN EDWARDS	16	WALL SCENCE MANUFACTURE: HESS MODEL: LED VILLAGE 375 WALL MOUNT COLOR: BLACK
B	PAINT COLOR: SILVERLINED DE6353 BY: DUNN EDWARDS	17	WALL SCENCE MANUFACTURE: INTRIGUE LIGHTING LED MODEL: LARGE METRO COLOR: BLACK
C	PAINT COLOR: DRIFTING DEC770 BY: DUNN EDWARDS	18	WALL SCENCE MANUFACTURE: INTRIGUE LIGHTING LED MODEL: EPIC COLOR: BLACK
D	PAINT COLOR: SMOKEY MOUNTAIN DE6388 BY: DUNN EDWARDS	19	WALL SCENCE (SERVICE DOORS) MANUFACTURE: BEGA MODEL: 33 224 LED COLOR: BLACK
E	PAINT COLOR: BANK VAULT DE6383 BY: DUNN EDWARDS	20	PEDESTRIAN POLE LIGHT MANUFACTURE: INTRIGUE LIGHTING LED MODEL: ELEGANT; SIDE ARM SHEPHERDS CROOK MOUNT POLE: PA3 SERIES 15' HIGH
F	PAINT COLOR: SILVER SETTING DE6359 BY: DUNN EDWARDS	21	SIGN LIGHTS MANUFACTURE: TMS LIGHTING MODEL: SIGN 18 LED COLOR: MATTE BLACK
G	PAINT COLOR: ALWAYS ALMOND BY: PPG 1099-1	22	TRELLIS LIGHTS MANUFACTURE: LIGHTWAY MODEL: POSW-5-LED COLOR: SATIN BLACK
H	PAINT COLOR: JERICO JADE By: PPG1142-6		
J	PAINT COLOR: WEATHERED LEATHER DE6105 By: DUNN EDWARDS		
K	PAINT COLOR: KILN DRIED DET692 BY: DUNN EDWARDS		
L	PAINT COLOR: HARTFORD GREEN BY: SHERWIN WILLIAMS		

KEYMAP



PRELIMINARY SUBJECT TO CHANGE

HIP So-Cal Properties LLC
2244 N. Pacific Street
Orange, CA 92865
TEL. (714) 637-3333

AZURE DEVELOPMENT CO.
944 South Greenwood Avenue
Montebello, CA 90640
TEL. (310) 467-7408

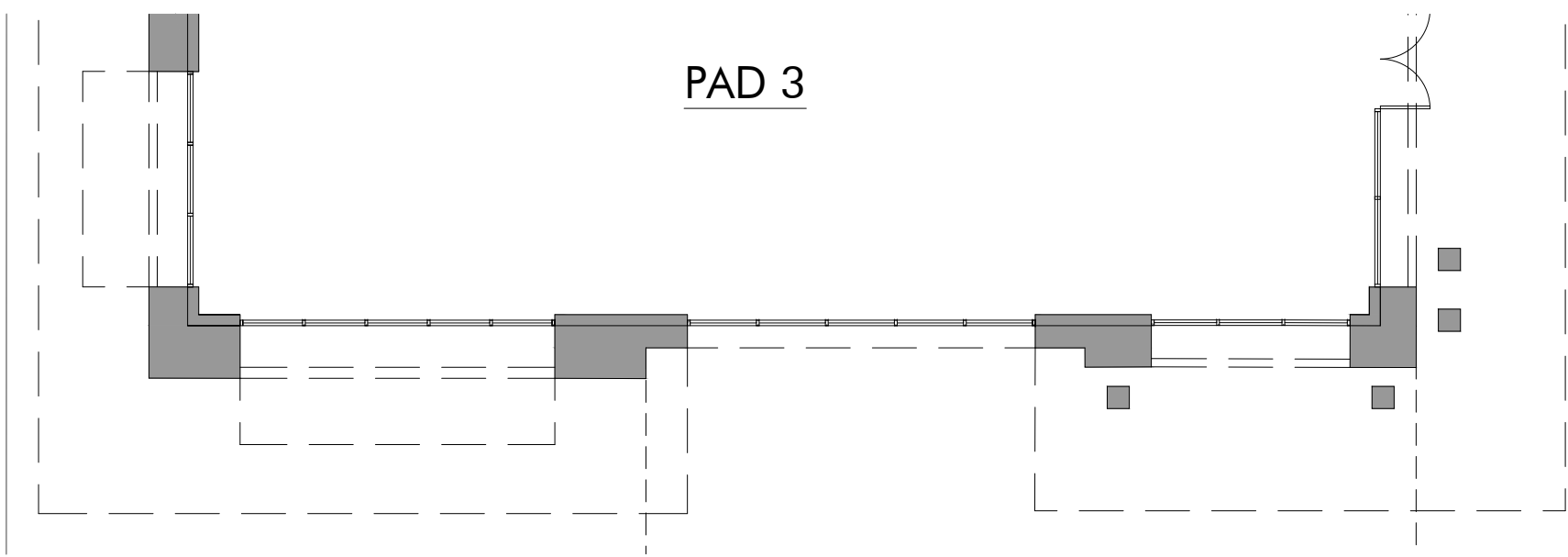



Harvest Landing Retail Center & Business Park
SWC Perris Blvd. & Orange Ave., Perris CA 92571

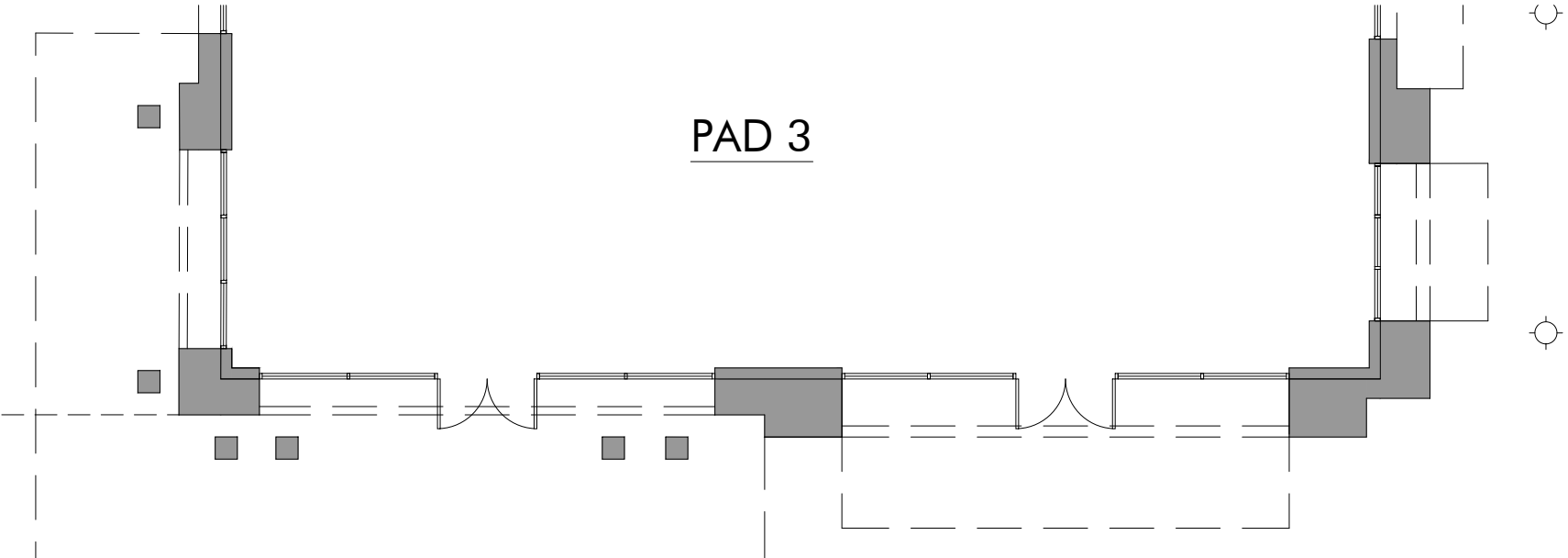
EXTERIOR ELEVATIONS
22161MMA | 02.10.2025

A211

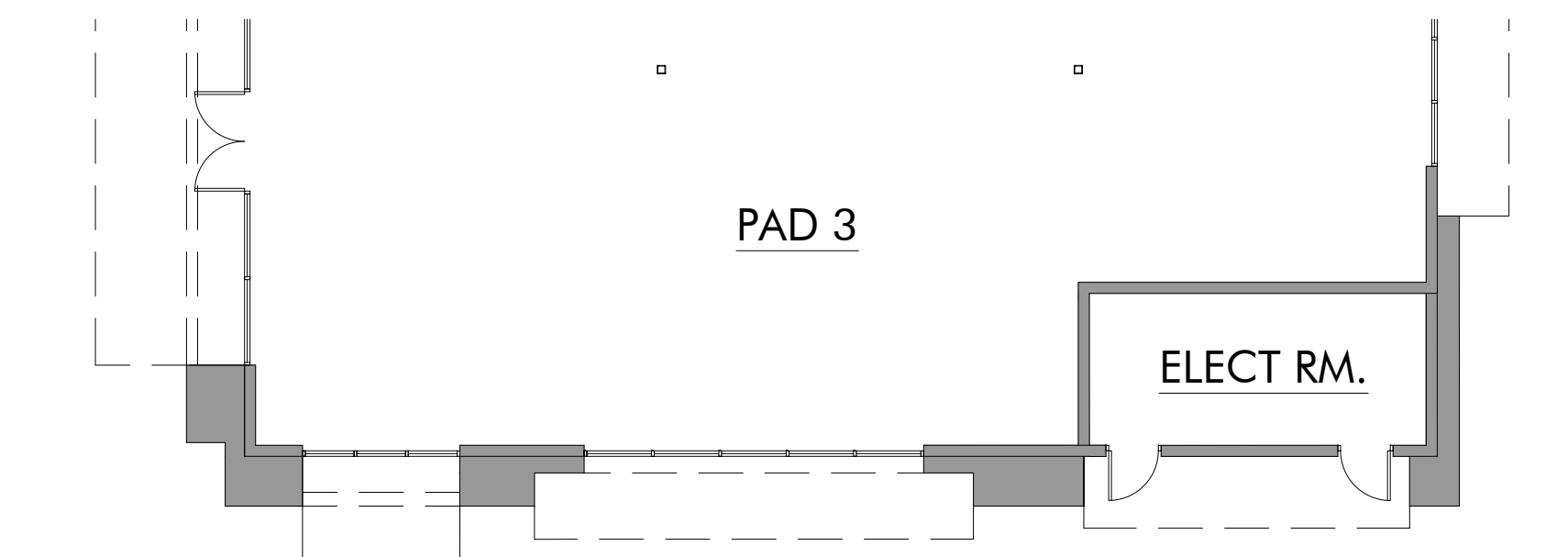





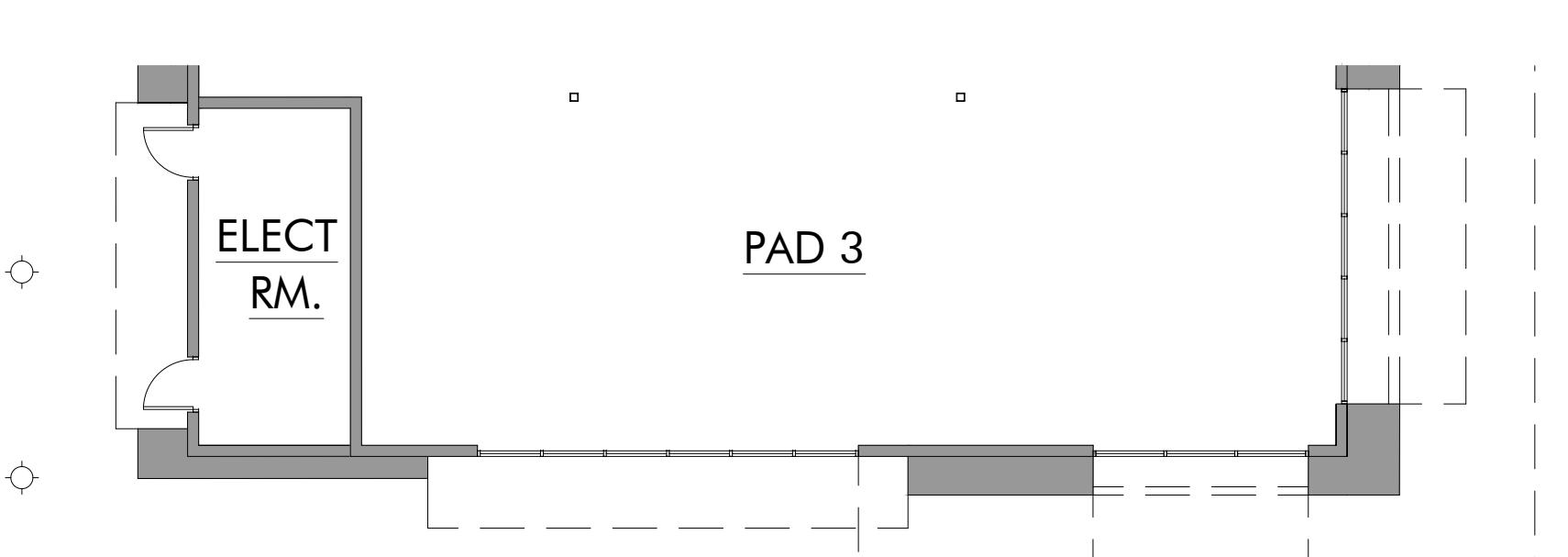

2 WEST ELEVATION - PAD 3
SCALE: 3/32" = 1'-0"



1 SOUTH ELEVATION - PAD 3
SCALE: 3/32" = 1'-0"



4 WEST ELEVATION - PAD 3
SCALE: 3/32" = 1'-0"

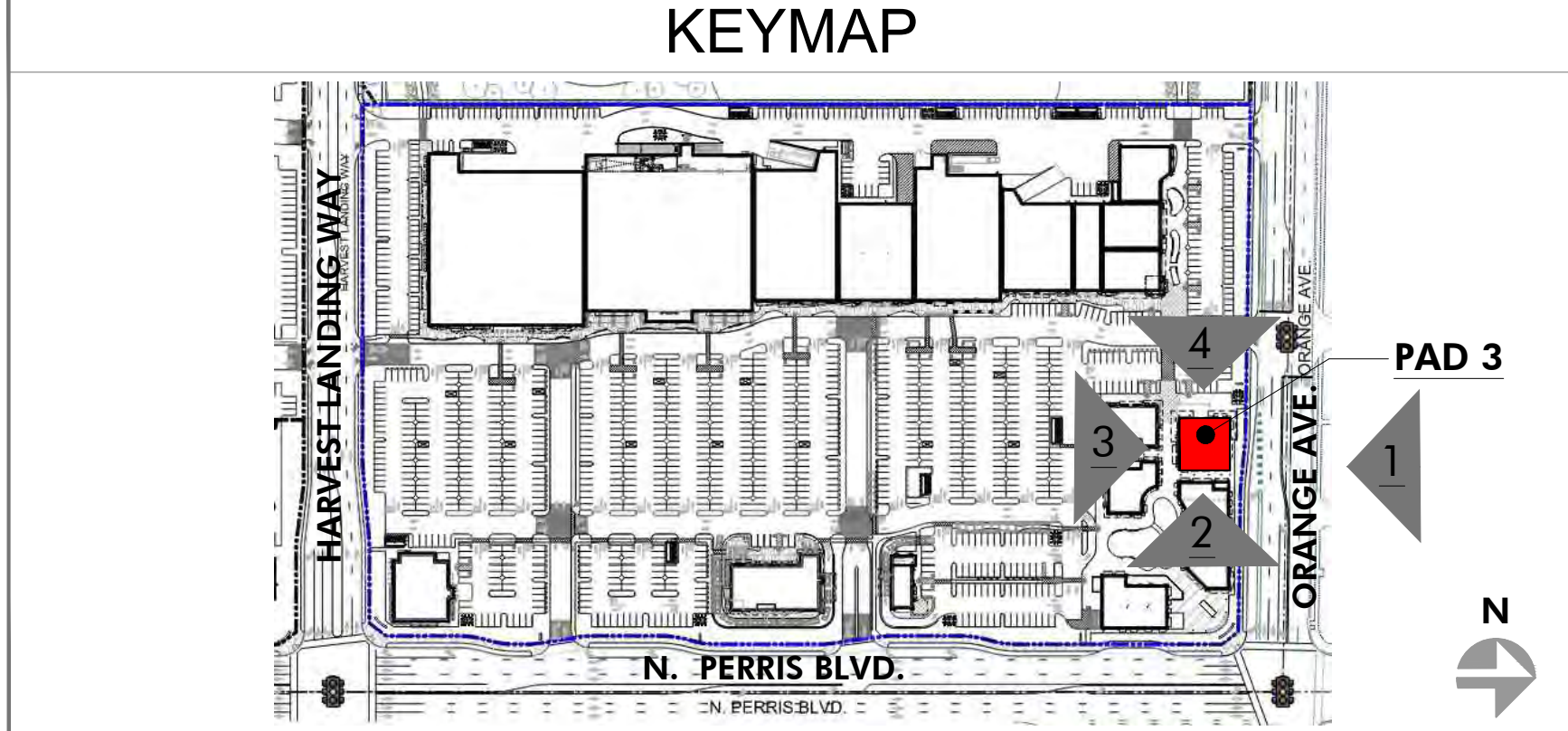


3 NORTH ELEVATION - PAD 3
SCALE: 3/32" = 1'-0"

FINISH LEGEND

KEY	MATERIAL	KEY	MATERIAL
23	TRASH RECEPTACLES MANUFACTURER: VICTOR STANLEY MODEL: SDC-36 COLOR: BLACK	1	STUCCO - SMOOTH MANUFACTURER: HIGHLAND STUCCO FINISH: STEEL TROWEL - PAINTED DUNN EDWARDS
24	BIKE RACKS MANUFACTURER: VICTOR STANLEY MODEL: FREESIA BIKE RACK COLOR: BLACK	2	STOREFRONT MANUFACTURER: ARCADIA - COLOR: #85 DARK BRONZE AB-7 STOREFRONT GLASS VITRO ARCH. GLASS - 1" CLEAR FLOAT GLASS
25	METAL AWNING MANUFACTURER: METAL SALES MODEL: MAGNA-LOC 180 COLOR: MISTIQUE PLUS (W31)	2A	SPANDREL GLASS VITRO ARCH. GLASS AV933 WARM GRAY #2
26	CONCRETE PAVERS MANUFACTURER: ACKERSTONE MODEL: 4x16 - NO CHAMFER, RUNNING BOND COLOR: BELLASINA BLEND	3	BRICK VENEER MANUFACTURER: INTERSTATE BRICK MODEL: THIN MODULAR 2 1/2 x 8 COLOR: ARCTIC WHITE GROUT COLOR: #381 BRIGHT WHITE BY CUSTOMS BUILDING PRODUCT
27	CONCRETE PAVING MANUFACTURER: BY GENERAL CONTRACTOR FINISH: ACID WASH FINISH, SAW CUT LINES. COLOR: NATURAL GRAY	4	BATTEN BOARD SIDING MANUFACTURER: HARDIE BOARD MODEL: HARDIE PLANK SMOOTH VERTICAL PANELS (10' x 4' x 5/8") W/ TRIM BOARDS (1" x 3.5") COLOR: PRIMED AND PAINTED W/ 2-COATS FLAT ACRYLIC LATEX - EGGSHELL BY DUNN EDWARDS BATTEN SPACING AT 12" CENTER TO CENTER.
28	GREENSCREEN MANUFACTURER: GREENSCREEN COLOR: MATTE TEXTURE GREEN	5	STANDING SEAM METAL ROOF MANUFACTURER: METAL SALES MODEL: MAGNA-LOC 180 COLOR: SLATE GRAY (W38)
29	PATIO FURNITURE MANUFACTURER: EMU CONTRACT SEGO #288 - ARM CHAIR, 22 A/ IRON CANBI #R02 MESH TABLE - 36" SQ. 22 A/ IRON UMBRELLA - ALUMINUM SQUARE (118" x 118") COLOR: CANOPY BEIGE STEEL BASE (24" SQ.) SILVER	6	METAL WALL PANELS MANUFACTURER: METAL SALES MODEL: EM1 - 1653 WALL PANEL COLOR: SLATE GRAY (W38)
30	STRING LIGHTS MANUFACTURER: TIVOLI LIGHTING MODEL: LITESPHERE LED, 3000K USE 3/8" STEEL CABLE WIRE (BY OTHERS) COLOR: CLEAR	7	STONE VENEER MANUFACTURER: ELDORADO STONE MODEL: ROUGHOUT COLOR: VINEYARD TRAIL
31	WALL LIGHT - LOADING AREAS MANUFACTURER: KM LIGHTING MODEL: W35 WALL DIRECTOR (SMALL) - DOWN COLOR: BLT - BLACK MATTE TEXTURE	8	SIDING MANUFACTURER: HARDIE BOARD MODEL: ARTISAN SQUARE CHANNEL COLOR: PRIMED TO PAINT
33	COMPOSITE SIDING MANUFACTURER: AZEK MODEL: OPEN JOINT CLADDING COLOR: WEATHERED TEAK	9	METAL CANOPY MANUFACTURER: BY GENERAL CONTRACTOR FINISH: PAINTED COLOR: DE 6385 BLACK BEAN - SEMI GLOSS BY DUNN EDWARDS
34	CMU BLOCK MANUFACTURER: ORCO BLOCK MODEL: SPLIT FACE BLOCK COLOR: NATURAL GRAY	10	METAL FRAME FACADE COLOR: DET 590 MOODY BLUES - SEMI GLOSS BY DUNN EDWARDS
35	CMU BLOCK MANUFACTURER: ORCO BLOCK MODEL: SPLIT FACE BLOCK COLOR: BLACK 100	11	METAL TRELLIS, POST & STEEL FRAMING MANUFACTURER: BY GENERAL CONTRACTOR FINISH: PAINTED COLOR: DE 6385 BLACK BEAN - SEMI GLOSS BY DUNN EDWARDS
36	WOOD BEAM HEADER WOOD VENEER BEAM FINISH: SEMI-TRANSPARENT STAIN COLOR COLOR: RUSTIC CEDAR	12	PRECAST CONCRETE BASE MANUFACTURER: EMPIRE PRECAST FINISH: SANDSTONE COLOR: NATURAL GRAY
37	ENTRY DRIVE PAVERS MANUFACTURER: ACKERSTONE MODEL: PALERMO COLOR: ANTIQUE PEWTER	13	WOOD EAVES / FASCIA MANUFACTURER: BY GENERAL CONTRACTOR
38	MANUFACTURER: FX SHADE OR EQUAL MODEL: TRELLIS SHADE - RETRACTABLE COLOR: WHITE	14	OLYMPIC COLOR: BUTTERNUT SOLID COLOR WATERPROOFING STAIN / SEALER
39	STANDING SEAM COVERED PATIO W/ METAL FRAME MANUFACTURER: METAL SALES MODEL: MAGNA-LOC 180 COLOR: SLATE GRAY (W38)		

KEY	PAINT COLORS
A	PAINT COLOR: IGL00 DEW379 BY: DUNN EDWARDS
B	PAINT COLOR: SILVERLINED DE6353 BY: DUNN EDWARDS
C	PAINT COLOR: DRIFTING DEC770 BY: DUNN EDWARDS
D	PAINT COLOR: SMOKEY MOUNTAIN DE6388 BY: DUNN EDWARDS
E	PAINT COLOR: BANK VAULT DE6383 BY: DUNN EDWARDS
F	PAINT COLOR: SILVER SETTING DE6359 BY: DUNN EDWARDS
G	PAINT COLOR: ALWAYS ALMOND BY: PPG 1099-1
H	PAINT COLOR: JERICHO JADE BY: PPG 1142-6
J	PAINT COLOR: WEATHERED LEATHER DE6105 BY: DUNN EDWARDS
K	PAINT COLOR: KILN DRIED DET692 BY: DUNN EDWARDS
L	PAINT COLOR: HARTFORD GREEN BY: SHERWIN WILLIAMS



PRELIMINARY SUBJECT TO CHANGE

HIP So-Cal Properties LLC
2244 N. Pacific Street
Orange, CA 92865
TEL. (714) 637-3333


AZURE DEVELOPMENT CO.
944 South Greenwood Avenue
Montebello, CA 90640
TEL. (310) 467-7408



Harvest Landing Retail Center & Business Park
SWC Perris Blvd. & Orange Ave., Perris CA 92571

EXTERIOR ELEVATIONS
22161MMA | 02.10.2025

A212



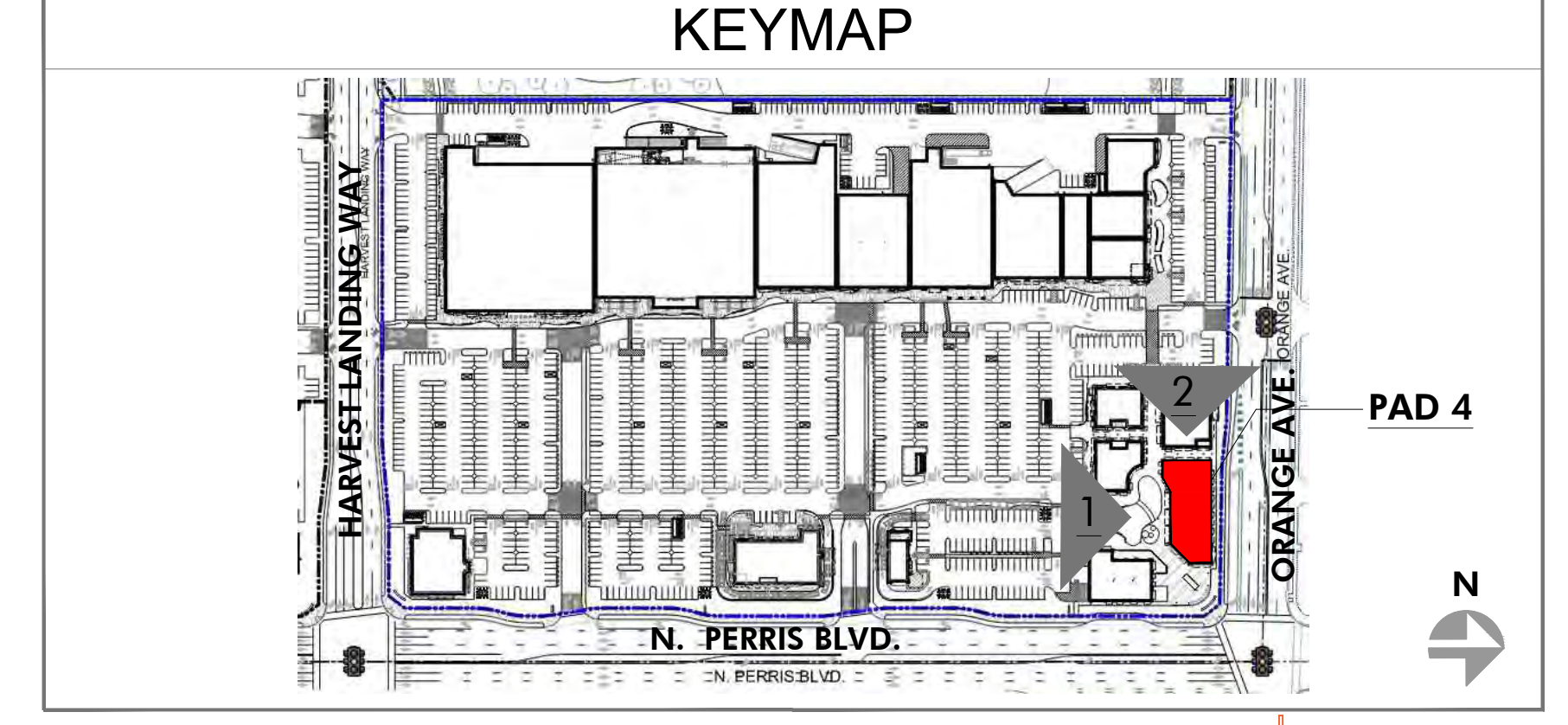


1 SOUTH ELEVATION - PAD 4
SCALE: 3/32" = 1'-0"




2 WEST ELEVATION - PAD 4
SCALE: 3/32" = 1'-0"

FINISH LEGEND			
KEY	MATERIAL	KEY	MATERIAL
23	TRASH RECEPTACLES MANUFACTURER: VICTOR STANLEY MODEL: SDC-36 COLOR: BLACK	1	STUCCO - SMOOTH MANUFACTURER: HIGHLAND STUCCO FINISH: STEEL TROWEL - PAINTED DUNN EDWARDS
24	BIKE RACKS MANUFACTURER: VICTOR STANLEY MODEL: FREESIA BIKE RACK COLOR: BLACK	2	STOREFRONT MANUFACTURER: ARCADIA - COLOR: #85 DARK BRONZE AB-7 STOREFRONT GLASS VITRO ARCH. GLASS - 1" CLEAR FLOAT GLASS
25	METAL AWNING MANUFACTURER: METAL SALES MODEL: MAGNA-LOC 180 COLOR: MISTIQUE PLUS (W31)	2A	SPANDREL GLASS VITRO ARCH. GLASS AV933 WARM GRAY #2
26	CONCRETE PAVERS MANUFACTURER: ACKERSTONE MODEL: 4x16 - NO CHAMFER, RUNNING BOND COLOR: BELLASINA BLEND	3	BRICK VENEER MANUFACTURER: INTERSTATE BRICK MODEL: THIN MODULAR 2 1/8 COLOR: ARCTIC WHITE GROUT COLOR: #381 BRIGHT WHITE BY CUSTOMS BUILDING PRODUCT
27	CONCRETE PAVING MANUFACTURER: BY GENERAL CONTRACTOR FINISH: ACID WASH FINISH, SAW CUT LINES. COLOR: NATURAL GRAY	4	BATTEN BOARD SIDING MANUFACTURER: HARDIE BOARD MODEL: HARDIE PLANK SMOOTH VERTICAL PANELS (10' x 4' x 5/8") W/ TRIM BOARDS (1" x 3.5") COLOR: PRIMED AND PAINTED W/ 2-COATS FLAT ACRYLIC LATEX - EGGSHELL BY DUNN EDWARDS BATTEN SPACING AT 12" CENTER TO CENTER.
28	GREENSCREEN MANUFACTURER: GREENSCREEN COLOR: MATTE TEXTURE GREEN	5	STANDING SEAM METAL ROOF MANUFACTURER: METAL SALES MODEL: MAGNA-LOC 180 COLOR: SLATE GRAY (W38)
29	PATIO FURNITURE MANUFACTURER: EMU CONTRACT SEGO #288 - ARM CHAIR, 22 A/ IRON CASHI #R02 MESH TABLE - 38" SQ. 22 A/ IRON UMBRELLA - ALUMINUM SQUARE (118" x 118") COLOR: CANOPY BEIGE STEEL BASE (24" SQ.) SILVER	6	METAL WALL PANELS MANUFACTURER: METAL SALES MODEL: EM1 - 1653 WALL PANEL COLOR: SLATE GRAY (W38)
30	STRING LIGHTS MANUFACTURER: TIVOLI LIGHTING MODEL: LITESPHERE LED, 3000K USE 3/8" STEEL CABLE WIRE (BY OTHERS) COLOR: CLEAR	7	STONE VENEER MANUFACTURER: ELDORADO STONE MODEL: ROUGHOUT COLOR: VINEYARD TRAIL
31	WALL LIGHT - LOADING AREAS MANUFACTURER: KM LIGHTING MODEL: W3 WALL DIRECTOR (SMALL) - DOWN COLOR: BLT - BLACK MATTE TEXTURE	8	SIDING MANUFACTURER: HARDIE BOARD MODEL: ARTISAN SQUARE CHANNEL COLOR: PRIMED TO PAINT
33	COMPOSITE SIDING MANUFACTURER: AZEK MODEL: OPEN JOINT CLADDING COLOR: WEATHERED TEAK	9	METAL CANOPY MANUFACTURER: BY GENERAL CONTRACTOR FINISH: PAINTED COLOR: DE 6385 BLACK BEAN - SEMI GLOSS BY DUNN EDWARDS
34	CMU BLOCK MANUFACTURER: ORCO BLOCK MODEL: SPLIT FACE BLOCK COLOR: NATURAL GRAY	10	METAL FRAME FACADE COLOR: DET 590 MOODY BLUES - SEMI GLOSS BY DUNN EDWARDS
35	CMU BLOCK MANUFACTURER: ORCO BLOCK MODEL: SPLIT FACE BLOCK COLOR: BLACK 100	11	METAL TRELLIS, POST & STEEL FRAMING MANUFACTURER: BY GENERAL CONTRACTOR FINISH: PAINTED COLOR: DE 6385 BLACK BEAN - SEMI GLOSS BY DUNN EDWARDS
36	WOOD BEAM HEADER WOOD VENEER BEAM FINISH: SEMI-TRANSPARENT STAIN COLOR COLOR: RUSTIC CEDAR	12	PRECAST CONCRETE BASE MANUFACTURER: EMPIRE PRECAST FINISH: SANDSTONE COLOR: NATURAL GRAY
37	ENTRY DRIVE PAVERS MANUFACTURER: ACKERSTONE MODEL: PALERMO COLOR: ANTIQUE PEWTER	13	WOOD EAVES / FASCIA MANUFACTURER: BY GENERAL CONTRACTOR COLOR: BUTTERNUT SOLID COLOR WATERPROOFING STAIN / SEALER
38	MANUFACTURER: FX SHADE OR EQUAL MODEL: TRELLIS SHADE - RETRACTABLE COLOR: WHITE	14	WALL LOUVERS MANUFACTURER: ARCHITECTURE WALL LOUVERS MODEL: 4" STANDARD BLADE COLOR: DE 6385 BLACK BEAN - SEMI GLOSS BY DUNN EDWARDS
39	STANDING SEAM COVERED PATIO W/ METAL FRAME MANUFACTURER: METAL SALES MODEL: MAGNA-LOC 180 COLOR: SLATE GRAY (W38)	15	METAL BRACKETS MANUFACTURER: BY GENERAL CONTRACTOR FINISH: PAINTED COLOR: DE 6385 BLACK BEAN - SEMI GLOSS BY DUNN EDWARDS
		16	WALL SCONCE MANUFACTURER: HESS MODEL: LED VILLAGE 375 WALL MOUNT COLOR: BLACK
		17	WALL SCONCE MANUFACTURER: INTRIGUE LIGHTING LED MODEL: LARGE METRO COLOR: BLACK
		18	WALL SCONCE MANUFACTURER: INTRIGUE LIGHTING LED MODEL: EPIC COLOR: BLACK
		19	WALL SCONCE (SERVICE DOORS) MANUFACTURER: BEGA MODEL: 33 224 LED COLOR: BLACK
		20	PEDESTRIAN POLE LIGHT MANUFACTURER: INTRIGUE LIGHTING LED MODEL: ELEGANT - INTRIGUE LIGHTING LED MOUNT: ELEGANT, SIDE ARM SHEPHERDS CROOK MOUNT POLE: PA3 SERIES 15' HIGH
		21	SIGN LIGHTS MANUFACTURER: TMS LIGHTING MODEL: SIGN 18 LED COLOR: MATTE BLACK
		22	TRELLIS LIGHTS MANUFACTURER: LIGHTWAY MODEL: POSW-5-LED COLOR: SATIN BLACK
PAINT COLORS			
A	PAINT COLOR: IGLOO DEW379 BY: DUNN EDWARDS		
B	PAINT COLOR: SILVERLINED DE6353 BY: DUNN EDWARDS		
C	PAINT COLOR: DRIFTING DEC770 BY: DUNN EDWARDS		
D	PAINT COLOR: SMOKEY MOUNTAIN DE6388 BY: DUNN EDWARDS		
E	PAINT COLOR: BANK VAULT DE6383 BY: DUNN EDWARDS		
F	PAINT COLOR: SILVER SETTING DE6359 BY: DUNN EDWARDS		
G	PAINT COLOR: ALWAYS ALMOND BY: PPG 1099-1		
H	PAINT COLOR: JERICO JADE BY: PPG 1142-6		
J	PAINT COLOR: WEATHERED LEATHER DE6105 BY: DUNN EDWARDS		
K	PAINT COLOR: KILN DRIED DET692 BY: DUNN EDWARDS		
L	PAINT COLOR: HARTFORD GREEN BY: SHERWIN WILLIAMS		



PRELIMINARY SUBJECT TO CHANGE

HIP So-Cal Properties LLC
2244 N. Pacific Street
Orange, CA 92865
TEL. (714) 637-3333

 AZURE DEVELOPMENT CO.
944 South Greenwood Avenue
Montebello, CA 90640
TEL. (310) 467-7408



Harvest Landing Retail Center & Business Park
SWC Perris Blvd. & Orange Ave., Perris CA 92571

EXTERIOR ELEVATIONS
22161MMA | 02.10.2025

A213



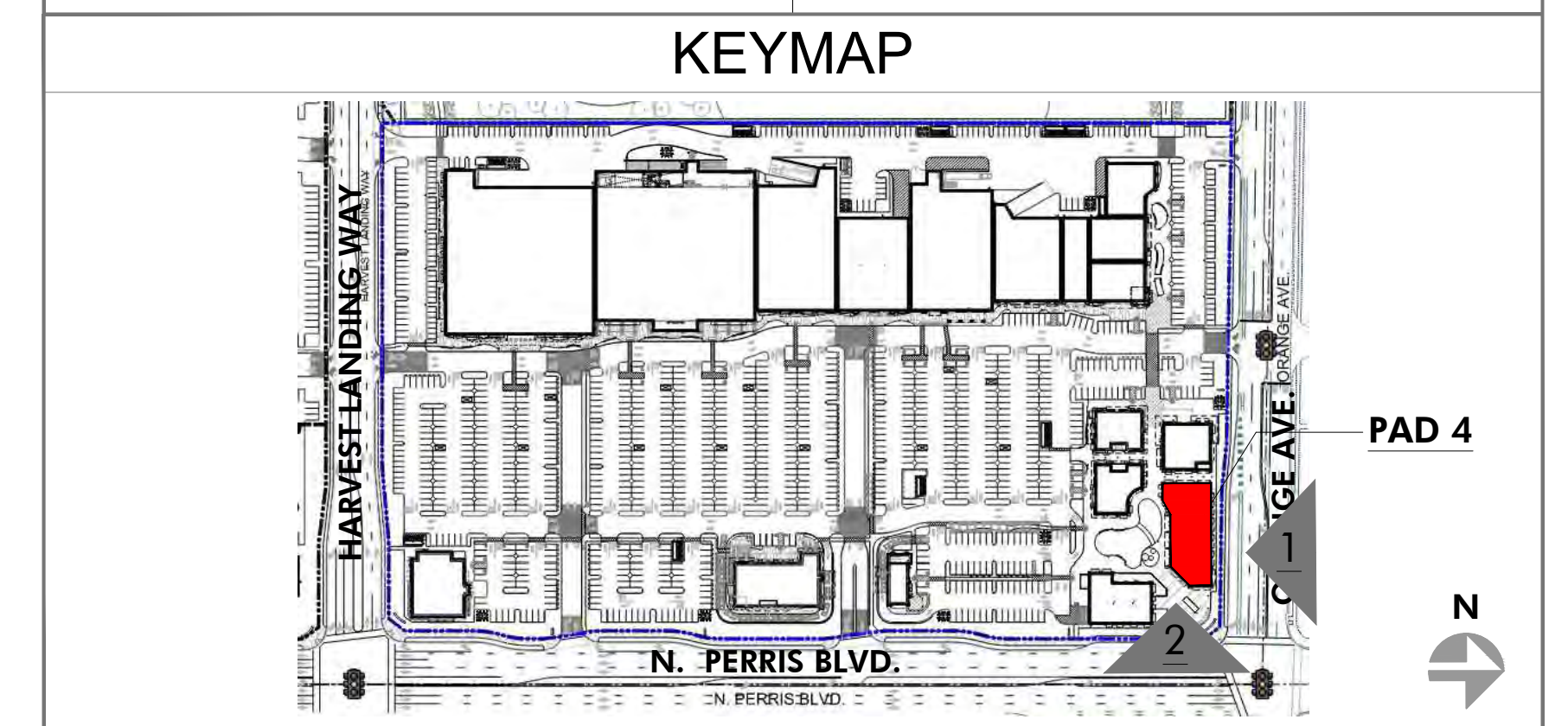


1 NORTH ELEVATION - PAD 4
SCALE: 3/32" = 1'-0"



2 WEST ELEVATION - PAD 4
SCALE: 3/32" = 1'-0"

FINISH LEGEND			
KEY	MATERIAL	KEY	MATERIAL
23	TRASH RECEPTACLES MANUFACTURER: VICTOR STANLEY MODEL: SDC-36 COLOR: BLACK	1	STUCCO - SMOOTH MANUFACTURER: HIGHLAND STUCCO FINISH: STEEL TROWEL - PAINTED DUNN EDWARDS
24	BIKE RACKS MANUFACTURER: VICTOR STANLEY MODEL: FREESIA BIKE RACK COLOR: BLACK	2	STOREFRONT MANUFACTURER: ARCADIA - COLOR: #88 DARK BRONZE AB-7 STOREFRONT GLASS VITRO ARCH. GLASS - 1" CLEAR FLOAT GLASS
25	METAL AWNING MANUFACTURER: METAL SALES MODEL: MAGNA-LOC 180 COLOR: MISTIQUE PLUS (W31)	2A	SPANDREL GLASS VITRO ARCH. GLASS AV933 WARM GRAY #2
26	CONCRETE PAVERS MANUFACTURER: ACKERSTONE MODEL: 4x16 - NO CHAMFER, RUNNING BOND COLOR: BELLASINA BLEND	3	BRICK VENEER MANUFACTURER: INTERSTATE BRICK MODEL: THIN MODULAR 2 1/4 x 8 COLOR: ARCTIC WHITE GROUT COLOR: #381 BRIGHT WHITE BY CUSTOMS BUILDING PRODUCT
27	CONCRETE PAVING MANUFACTURER: BY GENERAL CONTRACTOR FINISH: ACID WASH FINISH, SAW CUT LINES. COLOR: NATURAL GRAY	4	BATTEN BOARD SIDING MANUFACTURER: HARDIE BOARD MODEL: HARDIE PLANK SMOOTH VERTICAL PANELS (10' x 4' x 5/8") W/ TRIM BOARDS (1" x 3.5") COLOR: PRIMED AND PAINTED W/ 2-COATS FLAT ACRYLIC LATEX - EGGSHELL BY DUNN EDWARDS BATTEN SPACING AT 12" CENTER TO CENTER.
28	GREENSCREEN MANUFACTURER: GREENSCREEN COLOR: MATTE TEXTURE GREEN	5	STANDING SEAM METAL ROOF MANUFACTURER: METAL SALES MODEL: MAGNA-LOC 180 COLOR: SLATE GRAY (W38)
29	PATIO FURNITURE MANUFACTURER: EMU CONTRACT SEGO #288 - ARM CHAIR, 22" A/IRON CAMBI #R02 MESH TABLE - 36" SQ. 22" A/IRON UMBRELLA - ALUMINUM SQUARE (118" x 118") COLOR: CANOPY BEIGE STEEL BASE (24" SQ.) SILVER	6	METAL WALL PANELS MANUFACTURER: METAL SALES MODEL: EM1 - 1653 WALL PANEL COLOR: SLATE GRAY (W38)
30	STRING LIGHTS MANUFACTURER: TIVOLI LIGHTING MODEL: LITESPHERE LED, 3000K USE 3/8" STEEL CABLE WIRE (BY OTHERS) COLOR: CLEAR	7	STONE VENEER MANUFACTURER: ELORADO STONE MODEL: ROUGHOUT COLOR: VINEYARD TRAIL
31	WALL LIGHT - LOADING AREAS MANUFACTURER: KIM LIGHTING MODEL: W35 WALL DIRECTOR (SMALL) - DOWN COLOR: BLT - BLACK MATTE TEXTURE	8	SIDING MANUFACTURER: HARDIE BOARD MODEL: ARTISAN SQUARE CHANNEL COLOR: PRIMED TO PAINT
33	COMPOSITE SIDING MANUFACTURER: AZEK MODEL: OPEN JOINT CLADDING COLOR: WEATHERED TEAK	9	METAL CANOPY MANUFACTURER: BY GENERAL CONTRACTOR FINISH: PAINTED COLOR: DE 6385 BLACK BEAN - SEMI GLOSS BY DUNN EDWARDS
34	CMU BLOCK MANUFACTURER: ORCO BLOCK MODEL: SPLIT FACE BLOCK COLOR: NATURAL GRAY	10	METAL FRAME FACADE COLOR: DET 590 MOODY BLUES - SEMI GLOSS BY DUNN EDWARDS
35	CMU BLOCK MANUFACTURER: ORCO BLOCK MODEL: SPLIT FACE BLOCK COLOR: BLACK 100	11	METAL TRELLIS, POST & STEEL FRAMING MANUFACTURER: BY GENERAL CONTRACTOR FINISH: PAINTED COLOR: DE 6385 BLACK BEAN - SEMI GLOSS BY DUNN EDWARDS
36	WOOD BEAM HEADER WOOD VENEER BEAM FINISH: SEMI-TRANSPARENT STAIN COLOR COLOR: RUSTIC CEDAR	12	PRECAST CONCRETE BASE MANUFACTURER: EMPIRE PRECAST FINISH: SANDSTONE COLOR: NATURAL GRAY
37	ENTRY DRIVE PAVERS MANUFACTURER: ACKERSTONE MODEL: PALERMO COLOR: ANTIQUE PEWTER	13	WOOD EAVES / FASCIA MANUFACTURER: BY GENERAL CONTRACTOR
38	MANUFACTURER: FX SHADE OR EQUAL MODEL: TRELLIS SHADE - RETRACTABLE COLOR: WHITE	14	OLYMPIC COLOR: BUTTERNUT SOLID COLOR WATERPROOFING STAIN / SEALER
39	STANDING SEAM COVERED PATIO W/ METAL FRAME MANUFACTURER: METAL SALES MODEL: MAGNA-LOC 180 COLOR: SLATE GRAY (W38)	15	WALL LOUVERS MANUFACTURER: ARCHITECTURE WALL LOUVERS MODEL: 4" STANDARD BLADE COLOR: DE 6385 BLACK BEAN - SEMI GLOSS BY DUNN EDWARDS
KEY PAINT COLORS		16	METAL BRACKETS MANUFACTURER: BY GENERAL CONTRACTOR FINISH: PAINTED COLOR: DE 6385 BLACK BEAN - SEMI GLOSS BY DUNN EDWARDS
A	PAINT COLOR: IGLOO DEW379 BY: DUNN EDWARDS	17	WALL SCIENCE MANUFACTURER: HESS MODEL: LED VILLAGE 375 WALL MOUNT COLOR: BLACK
B	PAINT COLOR: SILVERLINED DE6353 BY: DUNN EDWARDS	18	WALL SCIENCE MANUFACTURER: INTRIGUE LIGHTING LED MODEL: LARGE METRO COLOR: BLACK
C	PAINT COLOR: DRIFTING DEC770 BY: DUNN EDWARDS	19	WALL SCIENCE MANUFACTURER: INTRIGUE LIGHTING LED MODEL: EPIC COLOR: BLACK
D	PAINT COLOR: SMOKEY MOUNTAIN DE6388 BY: DUNN EDWARDS	20	WALL SCIENCE (SERVICE DOORS) MANUFACTURER: BEGA MODEL: 33 224 LED COLOR: BLACK
E	PAINT COLOR: BANK VAULT DE6383 BY: DUNN EDWARDS	21	PEDESTRIAN POLE LIGHT MANUFACTURER: INTRIGUE LIGHTING LED MODEL: ELEGANT, SIDE ARM SHEPHERDS CROOK MOUNT POLE: PA3 SERIES 15' HIGH
F	PAINT COLOR: SILVER SETTING DE6359 BY: DUNN EDWARDS	22	SIGN LIGHTS MANUFACTURER: TMS LIGHTING MODEL: SIGN 18 LED COLOR: MATTE BLACK
G	PAINT COLOR: ALWAYS ALMOND BY: PPG 1099-1		TRELLIS LIGHTS MANUFACTURER: LIGHTWAY MODEL: POSW-5-LED COLOR: SATIN BLACK
H	PAINT COLOR: JERICHO JADE BY: PPG 1142-6		
J	PAINT COLOR: WEATHERED LEATHER DE6105 BY: DUNN EDWARDS		
K	PAINT COLOR: KILN DRIED DET692 BY: DUNN EDWARDS		
L	PAINT COLOR: HARTFORD GREEN BY: SHERWIN WILLIAMS		



PRELIMINARY SUBJECT TO CHANGE

HIP So-Cal Properties LLC
2244 N. Pacific Street
Orange, CA 92865
TEL. (714) 637-3333



AZURE DEVELOPMENT CO.
944 South Greenwood Avenue
Montebello, CA 90640
TEL. (310) 467-7408



Harvest Landing Retail Center & Business Park
SWC Perris Blvd. & Orange Ave., Perris CA 92571

EXTERIOR ELEVATIONS

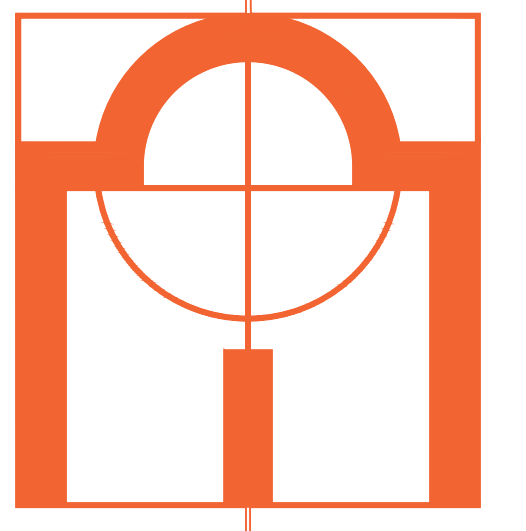
22161MMA

02.10.2025

A214

mmaarchitecture.com

mma
Architecture

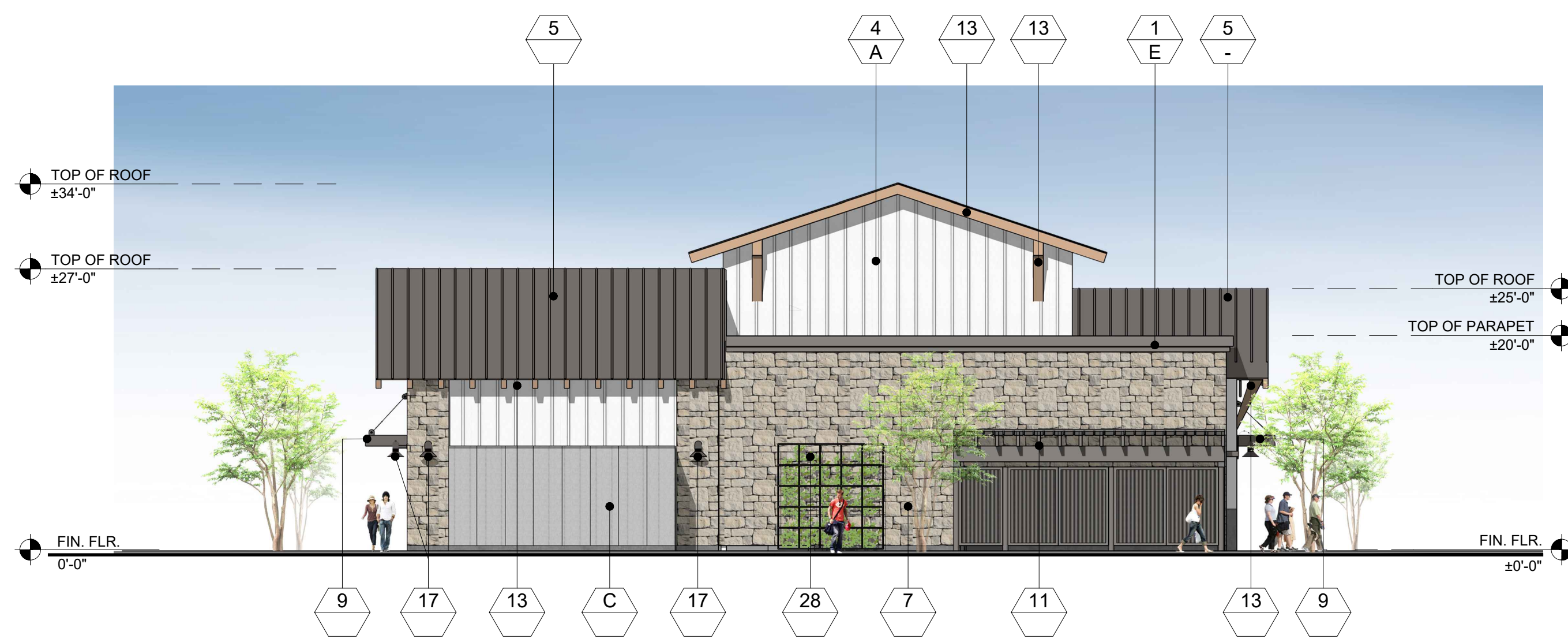





2 NORTH ELEVATION - PAD 5
SCALE: 3/32" = 1'-0"



1 EAST ELEVATION - PAD 5
SCALE: 3/32" = 1'-0"



4 SOUTH ELEVATION - PAD 5
SCALE: 3/32" = 1'-0"



3 WEST ELEVATION - PAD 5
SCALE: 3/32" = 1'-0"

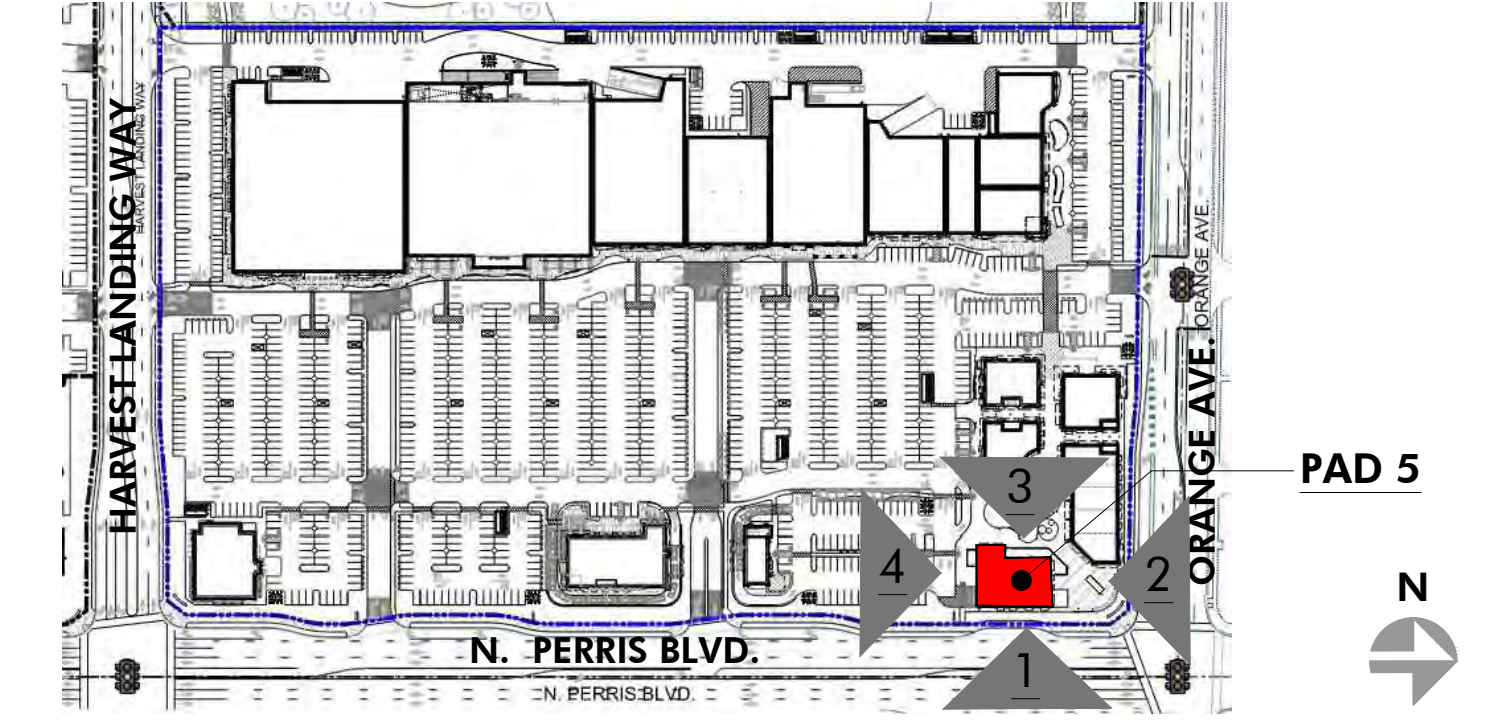
FINISH LEGEND

KEY	MATERIAL	KEY	MATERIAL
23	TRASH RECEPTACLES MANUFACTURER: VICTOR STANLEY MODEL: SDC-36 COLOR: BLACK	1	STUCCO - SMOOTH MANUFACTURER: HIGHLAND STUCCO FINISH: STEEL TROWEL - PAINTED DUNN EDWARDS
24	BIKE RACKS MANUFACTURER: VICTOR STANLEY MODEL: FREESIA BIKE RACK COLOR: BLACK	2	STOREFRONT MANUFACTURER: ARCADIA - COLOR: #85 DARK BRONZE AB-7 STOREFRONT GLASS VITRO ARCH. GLASS - 1" CLEAR FLOAT GLASS
25	METAL AWNING MANUFACTURER: METAL SALES MODEL: MAGNA-LOC 180 COLOR: MISTIQUE PLUS (W31)	2A	SPANDREL GLASS VITRO ARCH. GLASS AV933 WARN GRAY #2
26	CONCRETE PAVERS MANUFACTURER: ACKERSTONE MODEL: 4x16 - NO CHAMFER, RUNNING BOND COLOR: BELLASINA BLEND	3	BRICK VENEER MANUFACTURER: INTERSTATE BRICK MODEL: THIN MODULAR 2 1/8 COLOR: ARCTIC WHITE GROUT COLOR: #381 BRIGHT WHITE BY DUNN EDWARDS
27	CONCRETE PAVING MANUFACTURER: BY GENERAL CONTRACTOR FINISH: ACID WASH FINISH, SAW CUT LINES. COLOR: NATURAL GRAY	4	BATTEN BOARD SIDING MANUFACTURER: HARDIE BOARD MODEL: HARDIE PLANK SMOOTH VERTICAL PANELS (10' x 4' x 5/8") W/ TRIM BOARDS (1" x 3.5") COLOR: PRIMED AND PAINTED W/ 2-COATS FLAT ACRYLIC LATEX - EGGSHELL BY DUNN EDWARDS
28	GREENSCREEN MANUFACTURER: GREENSCREEN COLOR: MATTE TEXTURE GREEN	5	STANDING SEAM METAL ROOF MANUFACTURER: METAL SALES MODEL: MAGNA-LOC 180 COLOR: SLATE GRAY (W38)
29	PATIO FURNITURE MANUFACTURER: EMU CONTRACT SEGO #288 - ARM CHAIR, 22" W/ IRON CANOPY #202 MESH TABLE - 38" SQ. 22" W/ IRON UMBRELLA - ALUMINUM SQUARE (118" x 118") COLOR: CANOPY BEIGE STEEL BASE (24" SQ.) SILVER	6	METAL WALL PANELS MANUFACTURER: METAL SALES MODEL: EM-1 - 1653 WALL PANEL COLOR: SLATE GRAY (W38)
30	STRING LIGHTS MANUFACTURER: TIVOLI LIGHTING MODEL: LITESPHERE LED, 3000K USE 3/8" STEEL CABLE WIRE (BY OTHERS) COLOR: CLEAR	7	STONE VENEER MANUFACTURER: ELDORADO STONE MODEL: ROUGHOUT COLOR: VINEYARD TRAIL
31	WALL LIGHT - LOADING AREAS MANUFACTURER: KM LIGHTING MODEL: W55 WALL DIRECTOR (SMALL) - DOWN COLOR: BLT - BLACK MATTE TEXTURE	8	SIDING MANUFACTURER: HARDIE BOARD MODEL: ARTISAN SQUARE CHANNEL COLOR: PRIMED TO PAINT
33	COMPOSITE SIDING MANUFACTURER: AZEK MODEL: OPEN JOINT CLADDING COLOR: WEATHERED TEAK	9	METAL CANOPY MANUFACTURER: BY GENERAL CONTRACTOR FINISH: PAINTED COLOR: DE 6385 BLACK BEAN - SEMI GLOSS BY DUNN EDWARDS
34	CMU BLOCK MANUFACTURER: ORCO BLOCK MODEL: SPLIT FACE BLOCK COLOR: NATURAL GRAY	10	METAL FRAME FACADE COLOR: DET 590 MOODY BLUES - SEMI GLOSS BY DUNN EDWARDS
35	CMU BLOCK MANUFACTURER: ORCO BLOCK MODEL: SPLIT FACE BLOCK COLOR: BLACK 100	11	METAL TRELLIS, POST & STEEL FRAMING MANUFACTURER: BY GENERAL CONTRACTOR FINISH: PAINTED COLOR: DE 6385 BLACK BEAN - SEMI GLOSS BY DUNN EDWARDS
36	WOOD BEAM HEADER WOOD VENEER BEAM FINISH: SEMI-TRANSPARENT STAIN COLOR COLOR: RUSTIC CEDAR	12	PRECAST CONCRETE BASE MANUFACTURER: EMPIRE PRECAST FINISH: SANDSTONE COLOR: NATURAL GRAY
37	ENTRY DRIVE PAVERS MANUFACTURER: ACKERSTONE MODEL: PALERMO COLOR: ANTIQUE PEWTER	13	WOOD EAVES / FASCIA MANUFACTURER: BY GENERAL CONTRACTOR
38	MANUFACTURER: FX SHADE OR EQUAL MODEL: TRELLIS SHADE - RETRACTABLE COLOR: WHITE	14	OLYMPIC COLOR: BUTTERNUT SOLID COLOR WATERPROOFING STAIN / SEALER
39	STANDING SEAM COVERED PATIO W/ METAL FRAME MANUFACTURER: METAL SALES MODEL: MAGNA-LOC 180 COLOR: SLATE GRAY (W38)	15	METAL BRACKETS MANUFACTURER: BY GENERAL CONTRACTOR FINISH: PAINTED COLOR: DE 6385 BLACK BEAN - SEMI GLOSS BY DUNN EDWARDS
		16	WALL SCONCE MANUFACTURER: HESS MODEL: LED VILLAGE 375 WALL MOUNT COLOR: BLACK
		17	WALL SCONCE MANUFACTURER: INTRIGUE LIGHTING LED MODEL: LARGE METRO COLOR: BLACK
		18	WALL SCONCE MANUFACTURER: INTRIGUE LIGHTING LED MODEL: EPIC COLOR: BLACK
		19	WALL SCONCE (SERVICE DOORS) MANUFACTURER: BEGA MODEL: 33 224 LED COLOR: BLACK
		20	PEDESTRIAN POLE LIGHT MANUFACTURER: INTRIGUE LIGHTING LED MODEL: ELEGANT; SIDE ARM SHEPHERDS CROOK MOUNT POLE: PA3 SERIES 15' HIGH
		21	SIGN LIGHTS MANUFACTURER: TMS LIGHTING MODEL: SIGN 18 LED COLOR: MATTE BLACK
		22	TRELLIS LIGHTS MANUFACTURER: LIGHTWAY MODEL: POSW-5-LED COLOR: SATIN BLACK

PAINT COLORS

KEY	PAINT	KEY	PAINT
A	COLOR: IGLOO DEW379 BY: DUNN EDWARDS		
B	COLOR: SILVERLINED DE6353 BY: DUNN EDWARDS		
C	COLOR: DRIFTING DEC770 BY: DUNN EDWARDS		
D	COLOR: SMOKEY MOUNTAIN DE6388 BY: DUNN EDWARDS		
E	COLOR: BANK VAULT DE6383 BY: DUNN EDWARDS		
F	COLOR: SILVER SETTING DE6359 BY: DUNN EDWARDS		
G	COLOR: ALWAYS ALMOND BY: PPG 1099-1		
H	COLOR: JERICO JADE BY: PPG 1142-6		
J	COLOR: WEATHERED LEATHER DE6105 BY: DUNN EDWARDS		
K	COLOR: KILN DRIED DET692 BY: DUNN EDWARDS		
L	COLOR: HARTFORD GREEN BY: SHERWIN WILLIAMS		

KEYMAP



PRELIMINARY SUBJECT TO CHANGE


HIP So-Cal Properties LLC
2244 N. Pacific Street
Orange, CA 92865
TEL. (714) 637-3333

AZURE DEVELOPMENT CO.
944 South Greenwood Avenue
Montebello, CA 90640
TEL. (310) 467-7408

Harvest Landing Retail Center & Business Park
SWC Perris Blvd. & Orange Ave., Perris CA 92571

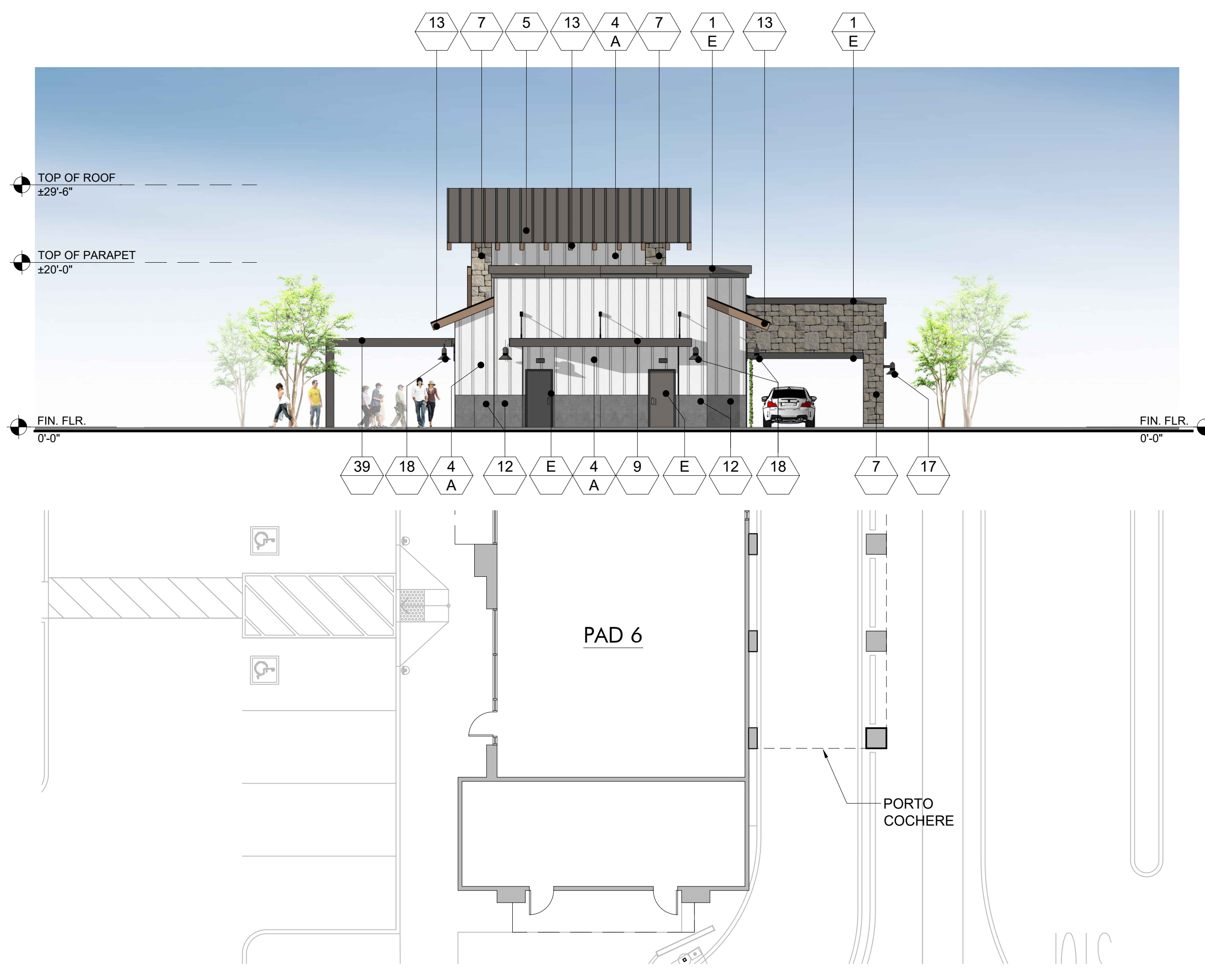
EXTERIOR ELEVATIONS
22161MMA | 02.10.2025

A215

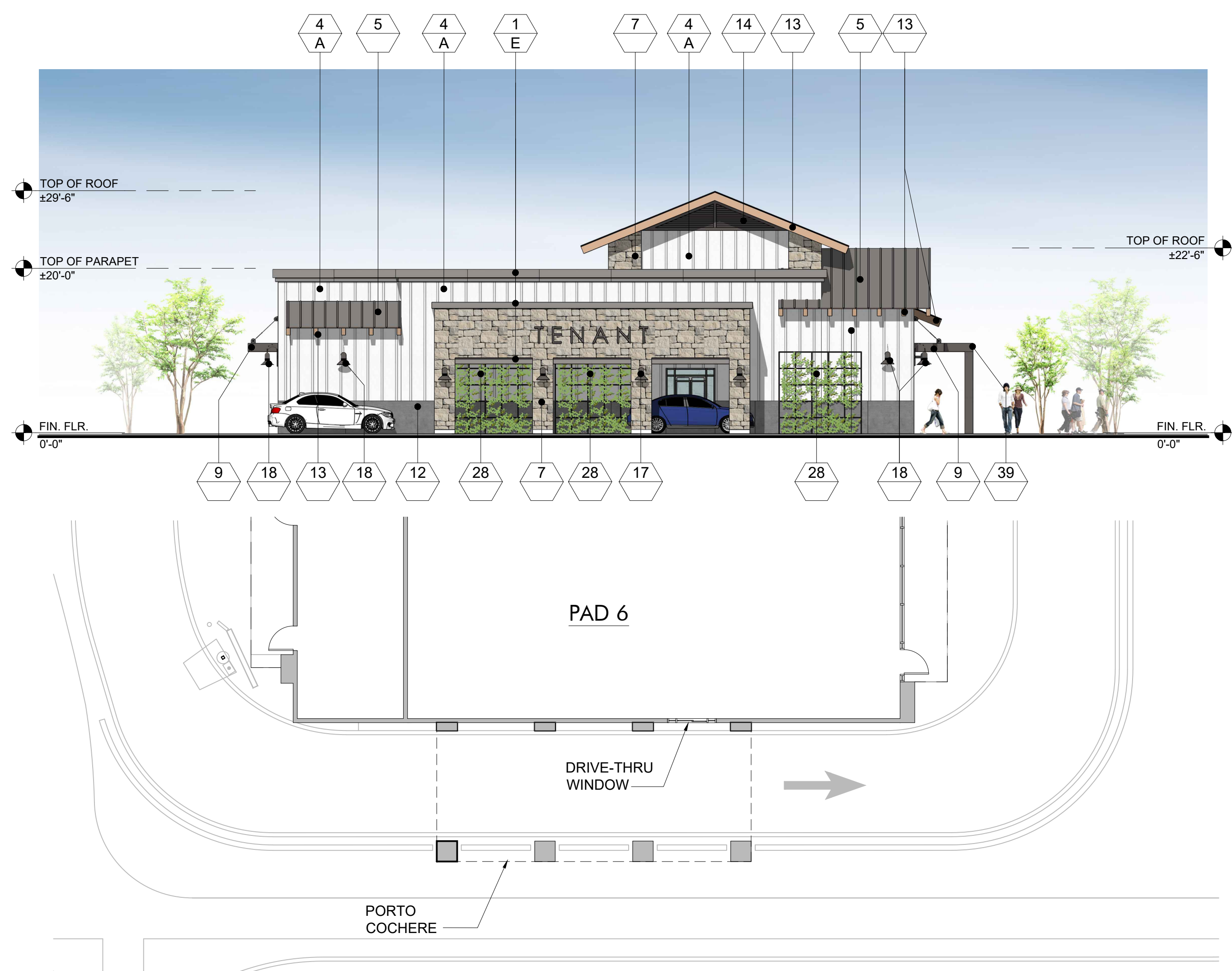




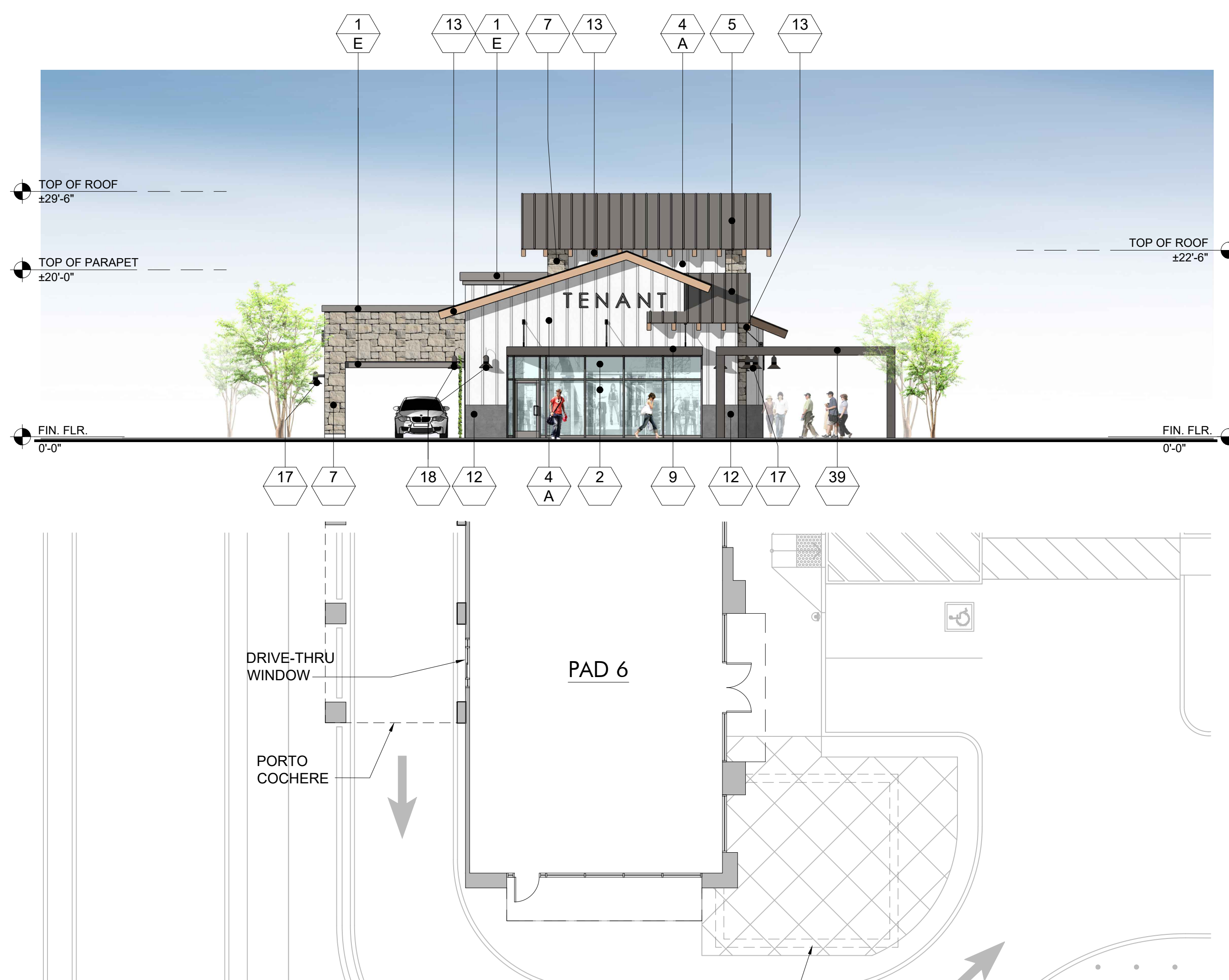
2 NORTH ELEVATION - PAD 6
SCALE: 3/32" = 1'-0"



1 WEST ELEVATION - PAD 6
SCALE: 3/32" = 1'-0"



4 SOUTH ELEVATION - PAD 6
SCALE: 3/32" = 1'-0"

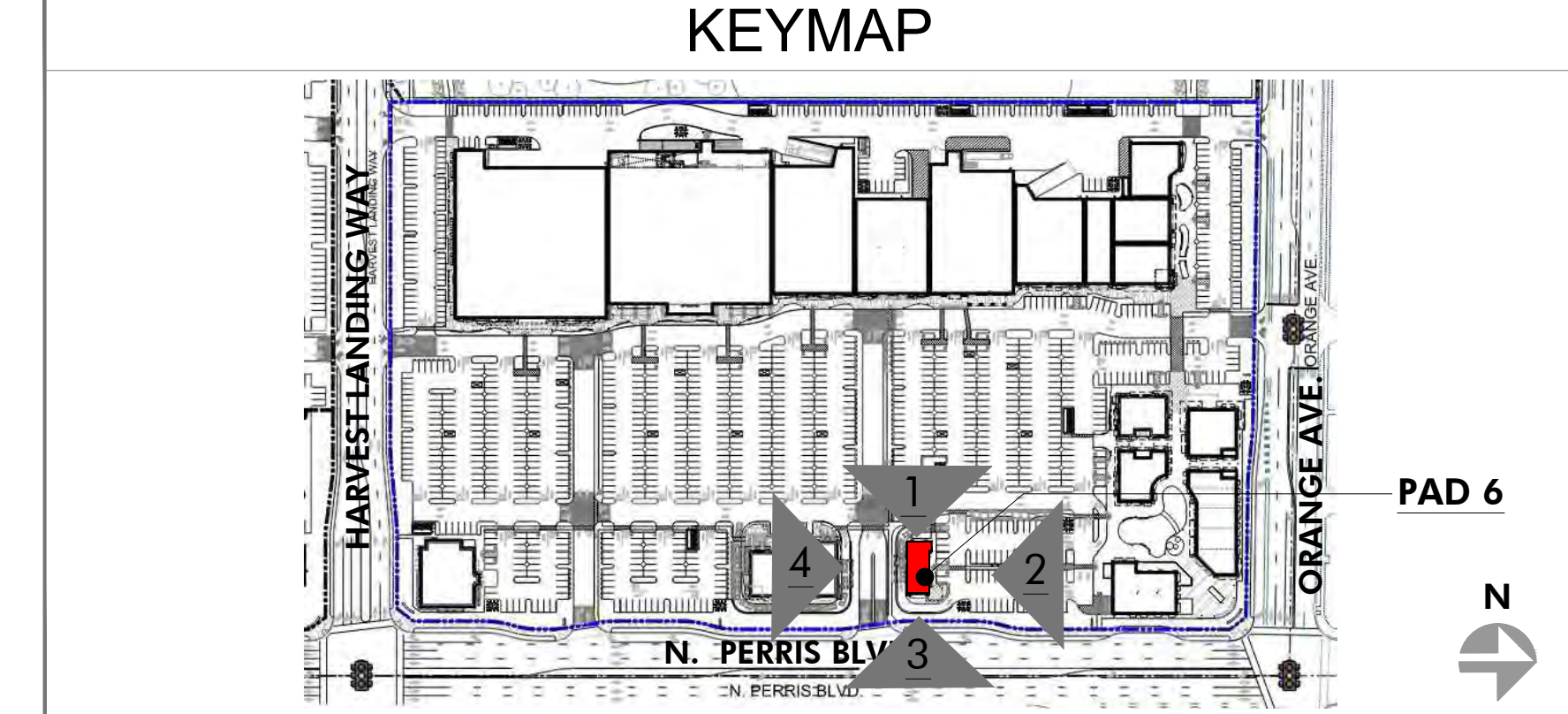


3 EAST ELEVATION - PAD 6
SCALE: 3/32" = 1'-0"

FINISH LEGEND

KEY	MATERIAL	KEY	MATERIAL
23	TRASH RECEPTACLES MANUFACTURER: VICTOR STANLEY MODEL: SDC-36 COLOR: BLACK	1	STUCCO - SMOOTH MANUFACTURER: HIGHLAND STUCCO FINISH: STEEL TROWEL - PAINTED DUNN EDWARDS
24	BIKE RACKS MANUFACTURER: VICTOR STANLEY MODEL: FREESIA BIKE RACK COLOR: BLACK	2	STOREFRONT MANUFACTURER: ARCADIA - COLOR: #85 DARK BRONZE AB-7 STOREFRONT GLASS VITRO ARCH. GLASS - 1" CLEAR FLOAT GLASS
25	METAL AWNING MANUFACTURER: METAL SALES MODEL: MAGNA-LOC 180 COLOR: MISTIQUE PLUS (W31)	2A	SPANDREL GLASS VITRO ARCH. GLASS AV933 WARM GRAY #2
26	CONCRETE PAVERS MANUFACTURER: ACKERSTONE MODEL: 4x16 - NO CHAMFER, RUNNING BOND COLOR: BELLASINA BLEND	3	BRICK VENEER MANUFACTURER: INTERSTATE BRICK MODEL: THIN MODULAR 2 1/8 GROUT COLOR: #381 BRIGHT WHITE BY CUSTOMS BUILDING PRODUCT
27	CONCRETE PAVING MANUFACTURER: BY GENERAL CONTRACTOR FINISH: ACID WASH FINISH, SAW CUT LINES. COLOR: NATURAL GRAY	4	BATTEN BOARD SIDING MANUFACTURER: HARDIE BOARD MODEL: HARDIE PLANK SMOOTH VERTICAL PANELS (10' x 4' x 5/8") W/ TRIM BOARDS (1" x 3.5") COLOR: PRIMED AND PAINTED W/ 2-COATS FLAT ACRYLIC LATEX - EGGSHELL BY DUNN EDWARDS
28	GREENSCREEN MANUFACTURER: GREENSCREEN COLOR: MATTE TEXTURE GREEN	5	STANDING SEAM METAL ROOF MANUFACTURER: METAL SALES MODEL: MAGNA-LOC 180 COLOR: SLATE GRAY (W38)
29	PATIO FURNITURE MANUFACTURER: EMU CONTRACT SEONO #288 - ARM CHAIR, 22 A/IRON CANSI #R02 MESH TABLE - 36" SQ. 22 A/IRON UMBRELLA - ALUMINUM SQUARE (118" x 118") COLOR: CANOPY BEIGE STEEL BASE (24" SQ.) SILVER	6	METAL WALL PANELS MANUFACTURER: METAL SALES MODEL: EM1 - 1653 WALL PANEL COLOR: SLATE GRAY (W38)
30	STRING LIGHTS MANUFACTURER: TIVOLI LIGHTING MODEL: LITESPHERE LED, 3000K USE 3/8" STEEL CABLE WIRE (BY OTHERS) COLOR: CLEAR	7	STONE VENEER MANUFACTURER: ELDRADO STONE MODEL: ROUGHOUT COLOR: VINEYARD TRAIL
31	WALL LIGHT - LOADING AREAS MANUFACTURER: KM LIGHTING MODEL: W35 WALL DIRECTOR (SMALL) - DOWN COLOR: BLT - BLACK MATTE TEXTURE	8	SIDING MANUFACTURER: HARDIE BOARD MODEL: ARTISAN SQUARE CHANNEL COLOR: PRIMED TO PAINT
33	COMPOSITE SIDING MANUFACTURER: AZEK MODEL: OPEN JOINT CLADDING COLOR: WEATHERED TEAK	9	METAL CANOPY MANUFACTURER: BY GENERAL CONTRACTOR FINISH: PAINTED COLOR: DE 6385 BLACK BEAN - SEMI GLOSS BY DUNN EDWARDS
34	CMU BLOCK MANUFACTURER: ORCO BLOCK MODEL: SPLIT FACE BLOCK COLOR: NATURAL GRAY	10	METAL FRAME FACADE COLOR: DET 590 MOODY BLUES - SEMI GLOSS BY DUNN EDWARDS
35	CMU BLOCK MANUFACTURER: ORCO BLOCK MODEL: SPLIT FACE BLOCK COLOR: BLACK 100	11	METAL TRELLIS, POST & STEEL FRAMING MANUFACTURER: BY GENERAL CONTRACTOR FINISH: PAINTED COLOR: DE 6385 BLACK BEAN - SEMI GLOSS BY DUNN EDWARDS
36	WOOD BEAM HEADER WOOD VENEER BEAM FINISH: SEMI-TRANSPARENT STAIN COLOR COLOR: RUSTIC CEDAR	12	PRECAST CONCRETE BASE MANUFACTURER: EMPIRE PRECAST FINISH: SANDSTONE COLOR: NATURAL GRAY
37	ENTRY DRIVE PAVERS MANUFACTURER: ACKERSTONE MODEL: PALERMO COLOR: ANTIQUE PEWTER	13	WOOD EAVES / FASCIA MANUFACTURER: BY GENERAL CONTRACTOR
38	MANUFACTURER: FX SHADE OR EQUAL MODEL: TRELLIS SHADE - RETRACTABLE COLOR: WHITE	14	OLYMPIC COLOR: BUTTERNUT SOLID COLOR WATERPROOFING STAIN / SEALER
39	STANDING SEAM COVERED PATIO W/ METAL FRAME MANUFACTURER: METAL SALES MODEL: MAGNA-LOC 180 COLOR: SLATE GRAY (W38)	15	METAL BRACKETS MANUFACTURER: BY GENERAL CONTRACTOR FINISH: PAINTED COLOR: DE 6385 BLACK BEAN - SEMI GLOSS BY DUNN EDWARDS
		16	WALL SCONCE MANUFACTURER: HESS MODEL: LED VILLAGE 375 WALL MOUNT COLOR: BLACK
		17	WALL SCONCE MANUFACTURER: INTRIGUE LIGHTING LED MODEL: LARGE METRO COLOR: BLACK
		18	WALL SCONCE MANUFACTURER: INTRIGUE LIGHTING LED MODEL: EPIC COLOR: BLACK
		19	WALL SCONCE (SERVICE DOORS) MANUFACTURER: BEGA MODEL: 33 224 LED COLOR: BLACK
		20	PEDESTRIAN POLE LIGHT MANUFACTURER: INTRIGUE LIGHTING LED MODEL: SIGN 18 LED COLOR: MATTE BLACK
		21	TRELLIS LIGHTS MANUFACTURER: LIGHTWAY MODEL: PSDW-5-LED COLOR: SATIN BLACK
		22	

KEY	PAINT COLORS
A	PAINT COLOR: IGLOO DEW379 BY: DUNN EDWARDS
B	PAINT COLOR: SILVERLINED DE6353 BY: DUNN EDWARDS
C	PAINT COLOR: DRIFTING DEC770 BY: DUNN EDWARDS
D	PAINT COLOR: SMOKEY MOUNTAIN DE6388 BY: DUNN EDWARDS
E	PAINT COLOR: BANK VAULT DE6383 BY: DUNN EDWARDS
F	PAINT COLOR: SILVER SETTING DE6359 BY: DUNN EDWARDS
G	PAINT COLOR: ALWAYS ALMOND BY: PPG 1099-1
H	PAINT COLOR: JERICO JADE BY: PPG 1142-6
J	PAINT COLOR: WEATHERED LEATHER DE6105 BY: DUNN EDWARDS
K	PAINT COLOR: KILN DRIED DET692 BY: DUNN EDWARDS
L	PAINT COLOR: HARTFORD GREEN BY: SHERWIN WILLIAMS



PRELIMINARY SUBJECT TO CHANGE

HIP So-Cal Properties LLC
2244 N. Pacific Street
Orange, CA 92865
TEL. (714) 637-3333

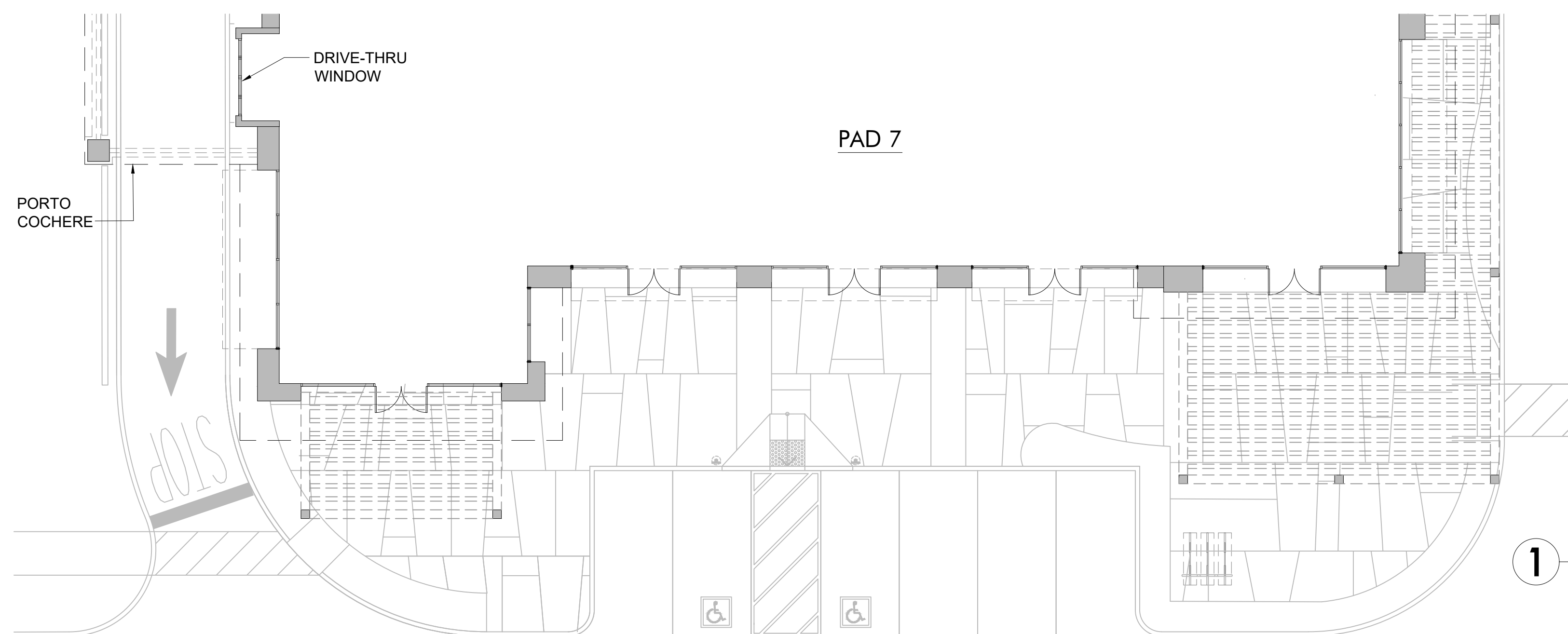
AZURE DEVELOPMENT CO.
944 South Greenwood Avenue
Montebello, CA 90640
TEL. (310) 467-7408

Harvest Landing Retail Center & Business Park
SWC Perris Blvd. & Orange Ave., Perris CA 92571

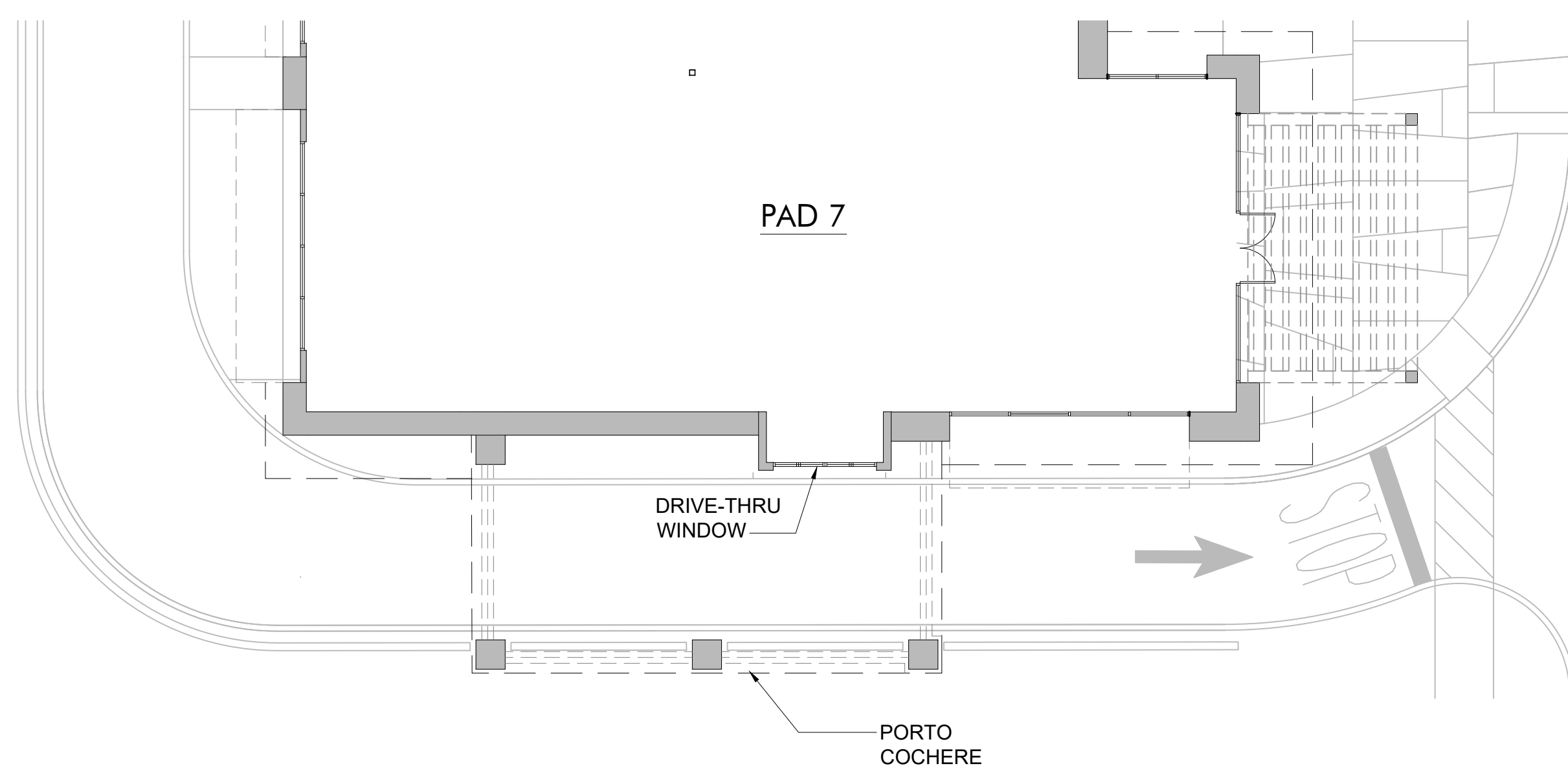
EXTERIOR ELEVATIONS
22161MMA | 02.10.2025

A216





1 WEST ELEVATION - PAD 7
SCALE: 3/32" = 1'-0"



2 NORTH ELEVATION - PAD 7
SCALE: 3/32" = 1'-0"

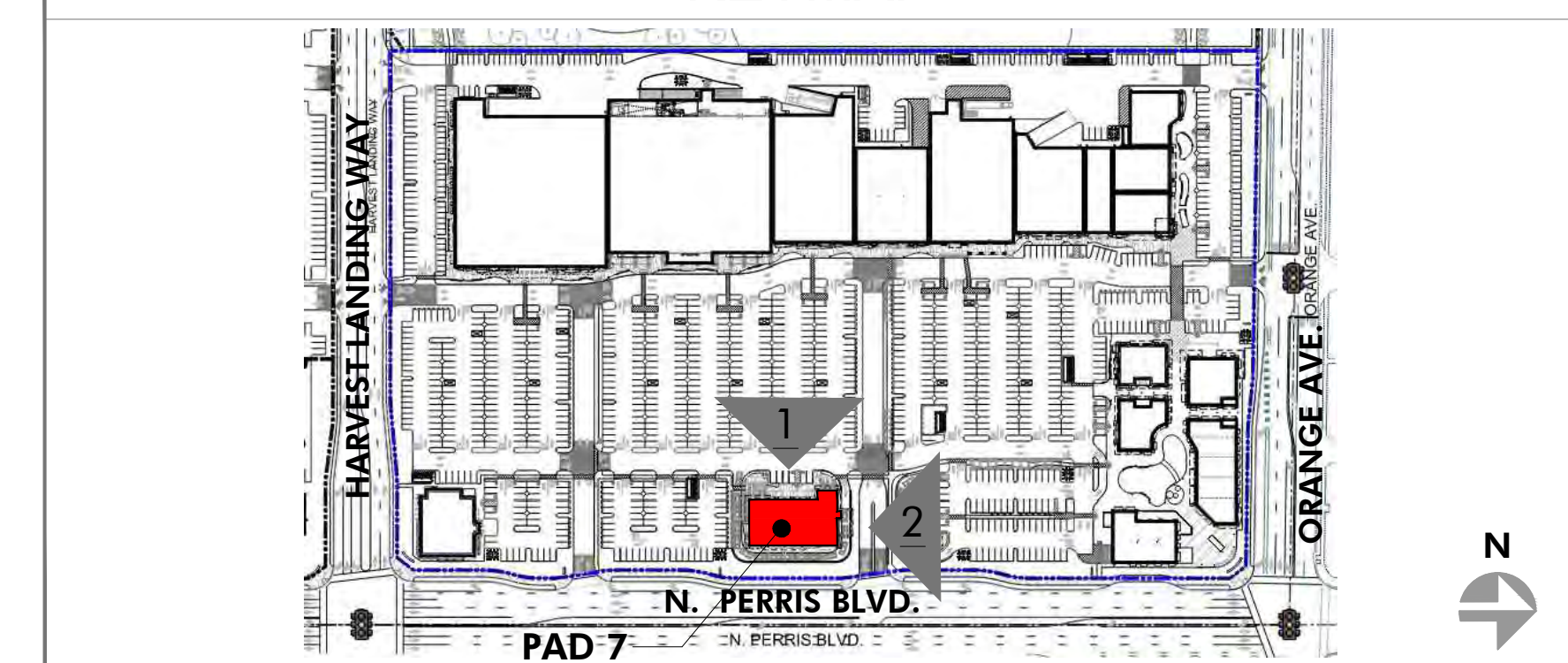
FINISH LEGEND

KEY	MATERIAL	KEY	MATERIAL
23	TRASH RECEPTACLES MANUFACTURER: VICTOR STANLEY MODEL: SDC-36 COLOR: BLACK	1	STUCCO - SMOOTH MANUFACTURER: HIGHLAND STUCCO FINISH: STEEL TROWEL - PAINTED DUNN EDWARDS
24	BIKE RACKS MANUFACTURER: VICTOR STANLEY MODEL: FREESIA BIKE RACK COLOR: BLACK	2	STOREFRONT MANUFACTURER: ARCADIA - COLOR: #85 DARK BRONZE AB-7 STOREFRONT GLASS VITRO ARCH. GLASS - 1" CLEAR FLOAT GLASS
25	METAL AWNING MANUFACTURER: METAL SALES MODEL: MAGNA-LOC 180 COLOR: MISTIQUE PLUS (W31)	2A	SPANDREL GLASS VITRO ARCH. GLASS AV933 WARM GRAY #2
26	CONCRETE PAVERS MANUFACTURER: ACKERSTONE MODEL: 4x16 - NO CHAMFER, RUNNING BOND COLOR: BELLASINA BLEND	3	BRICK VENEER MANUFACTURER: INTERSTATE BRICK MODEL: THIN MODULAR 2 1/4 x 8 GROUT COLOR: #381 BRIGHT WHITE BY CUSTOMS BUILDING PRODUCT
27	CONCRETE PAVING MANUFACTURER: BY GENERAL CONTRACTOR FINISH: ACID WASH FINISH, SAW CUT LINES. COLOR: NATURAL GRAY	4	BATTEN BOARD SIDING MANUFACTURER: HARDIE BOARD MODEL: HARDIE PLANK SMOOTH VERTICAL PANELS (10' x 4' x 5/8") W/ TRIM BOARDS (1" x 3.5") COLOR: PRIMED AND PAINTED W/ 2-COATS FLAT ACRYLIC LATEX - EGGSHELL BY DUNN EDWARDS BATTEN SPACING AT 12" CENTER TO CENTER.
28	GREENSCREEN MANUFACTURER: GREENSCREEN COLOR: MATTE TEXTURE GREEN	5	STANDING SEAM METAL ROOF MANUFACTURER: METAL SALES MODEL: MAGNA-LOC 180 COLOR: SLATE GRAY (W38)
29	PATIO FURNITURE MANUFACTURER: EMU CONTRACT SEGO #288 - ARM CHAIR, 22 A/IRON CANSI #R02 MESH TABLE - 36" SQ. 22 A/IRON UMBRELLA - ALUMINUM SQUARE (118" x 118") COLOR: CANOPY BEIGE STEEL BASE (24" SQ.) SILVER	6	METAL WALL PANELS MANUFACTURER: METAL SALES MODEL: EM1 - 1653 WALL PANEL COLOR: SLATE GRAY (W38)
30	STRING LIGHTS MANUFACTURER: TIVOLI LIGHTING MODEL: LITESPHERE LED, 3000K USE 3/8" STEEL CABLE WIRE (BY OTHERS) COLOR: CLEAR	7	STONE VENEER MANUFACTURER: ELDERADO STONE MODEL: ROUGHOUT COLOR: VINEYARD TRAIL
31	WALL LIGHT - LOADING AREAS MANUFACTURER: KM LIGHTING MODEL: W35 WALL DIRECTOR (SMALL) - DOWN COLOR: BLT - BLACK MATTE TEXTURE	8	SIDING MANUFACTURER: HARDIE BOARD MODEL: ARTISAN SQUARE CHANNEL COLOR: PRIMED TO PAINT
33	COMPOSITE SIDING MANUFACTURER: AZEK MODEL: OPEN JOINT CLADDING COLOR: WEATHERED TEAK	9	METAL CANOPY MANUFACTURER: BY GENERAL CONTRACTOR FINISH: PAINTED COLOR: DE 6385 BLACK BEAN - SEMI GLOSS BY DUNN EDWARDS
34	CMU BLOCK MANUFACTURER: ORCO BLOCK MODEL: SPLIT FACE BLOCK COLOR: NATURAL GRAY	10	METAL FRAME FACADE COLOR: DET 590 MOODY BLUES - SEMI GLOSS BY DUNN EDWARDS
35	CMU BLOCK MANUFACTURER: ORCO BLOCK MODEL: SPLIT FACE BLOCK COLOR: BLACK 100	11	METAL TRELLIS, POST & STEEL FRAMING MANUFACTURER: BY GENERAL CONTRACTOR FINISH: PAINTED COLOR: DE 6385 BLACK BEAN - SEMI GLOSS BY DUNN EDWARDS
36	WOOD BEAM HEADER WOOD VENEER BEAM FINISH: SEMI-TRANSPARENT STAIN COLOR COLOR: RUSTIC CEDAR	12	PRECAST CONCRETE BASE MANUFACTURER: EMPIRE PRECAST FINISH: SANDSTONE COLOR: NATURAL GRAY
37	ENTRY DRIVE PAVERS MANUFACTURER: ACKERSTONE MODEL: PALERMO COLOR: ANTIQUE PEWTER	13	WOOD EAVES / FASCIA MANUFACTURER: BY GENERAL CONTRACTOR
38	MANUFACTURER: FX SHADE OR EQUAL MODEL: TRELLIS SHADE - RETRACTABLE COLOR: WHITE	14	OLYMPIC COLOR: BUTTERNUT SOLID COLOR WATERPROOFING STAIN / SEALER
39	STANDING SEAM COVERED PATIO W/ METAL FRAME MANUFACTURER: METAL SALES MODEL: MAGNA-LOC 180 COLOR: SLATE GRAY (W38)	15	WALL LOUVERS MANUFACTURER: ARCHITECTURE WALL LOUVERS MODEL: 4" STANDARD BLADE COLOR: DE 6385 BLACK BEAN - SEMI GLOSS BY DUNN EDWARDS

PAINT COLORS

A	PAINT COLOR: IGLOO DEW379 BY: DUNN EDWARDS	16	WALL SCONCE MANUFACTURER: HESS MODEL: LED VILLAGE 375 WALL MOUNT COLOR: BLACK
B	PAINT COLOR: SILVERLINED DE6353 BY: DUNN EDWARDS	17	WALL SCONCE MANUFACTURER: INTRIGUE LIGHTING LED MODEL: LARGE METRO COLOR: BLACK
C	PAINT COLOR: DRIFTING DEC770 BY: DUNN EDWARDS	18	WALL SCONCE MANUFACTURER: INTRIGUE LIGHTING LED MODEL: EPIC COLOR: BLACK
D	PAINT COLOR: SMOKEY MOUNTAIN DE6388 BY: DUNN EDWARDS	19	WALL SCONCE (SERVICE DOORS) MANUFACTURER: BEGA MODEL: 33 224 LED COLOR: BLACK
E	PAINT COLOR: BANK VAULT DE6383 BY: DUNN EDWARDS	20	PEDESTRIAN POLE LIGHT MANUFACTURER: INTRIGUE LIGHTING LED MODEL: ELEGANT; SIDE ARM SHEPHERDS CROOK MOUNT POLE: PA3 SERIES 15' HIGH
F	PAINT COLOR: SILVER SETTING DE6359 BY: DUNN EDWARDS	21	SIGN LIGHTS MANUFACTURER: TMS LIGHTING MODEL: SIGN 18 LED COLOR: MATTE BLACK
G	PAINT COLOR: ALWAYS ALMOND BY: PPG 1099-1	22	TRELLIS LIGHTS MANUFACTURER: LIGHTWAY MODEL: POSW-S-LED COLOR: SATIN BLACK
H	PAINT COLOR: JERICHO JADE BY: PPG 1142-6		
J	PAINT COLOR: WEATHERED LEATHER DE6105 BY: DUNN EDWARDS		
K	PAINT COLOR: KILN DRIED DET692 BY: DUNN EDWARDS		
L	PAINT COLOR: HARTFORD GREEN BY: SHERWIN WILLIAMS		

KEYMAP



PRELIMINARY SUBJECT TO CHANGE

HIP So-Cal Properties LLC
2244 N. Pacific Street
Orange, CA 92865
TEL. (714) 637-3333

AZURE DEVELOPMENT CO.
944 South Greenwood Avenue
Montebello, CA 90640
TEL. (310) 467-7408

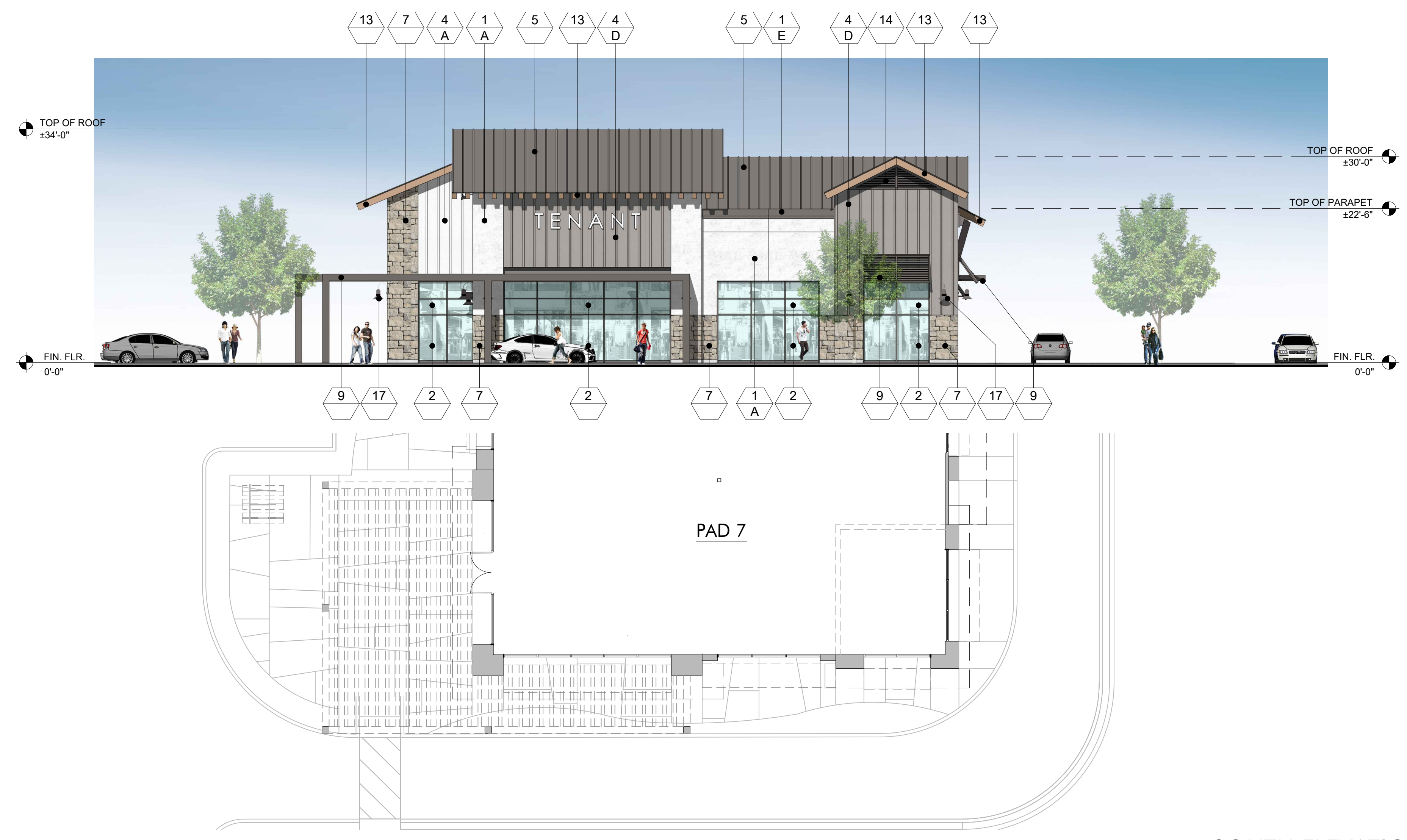
Harvest Landing Retail Center & Business Park
SWC Perris Blvd. & Orange Ave., Perris CA 92571

EXTERIOR ELEVATIONS
22161MMA | 02.10.2024
A217

mmaarchitecture.com
mma
Architecture

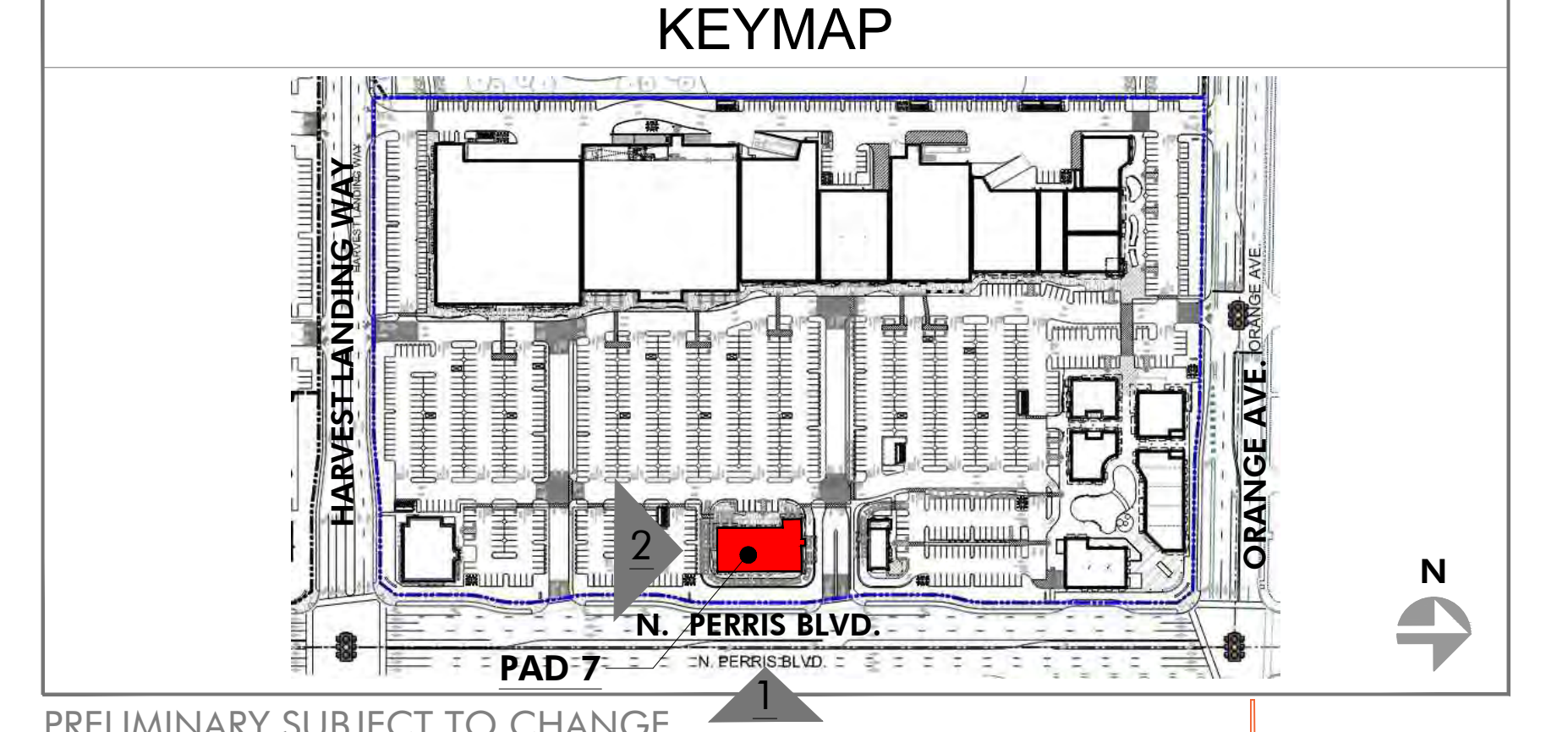


1 EAST ELEVATION - PAD 7
SCALE: 3/32" = 1'-0"



2 SOUTH ELEVATION - PAD 7
SCALE: 3/32" = 1'-0"

FINISH LEGEND			
KEY	MATERIAL	KEY	MATERIAL
23	TRASH RECEPTACLES MANUFACTURER: VICTOR STANLEY MODEL: SDC-36 COLOR: BLACK	1	STUCCO - SMOOTH MANUFACTURER: HIGHLAND STUCCO FINISH: STEEL TROWEL - PAINTED DUNN EDWARDS
24	BIKE RACKS MANUFACTURER: VICTOR STANLEY MODEL: FREESIA BIKE RACK COLOR: BLACK	2	STOREFRONT MANUFACTURER: ARCADIA - COLOR: #85 DARK BRONZE AB-7 STOREFRONT GLASS VITRO ARCH. GLASS - 1" CLEAR FLOAT GLASS
25	METAL AWNING MANUFACTURER: METAL SALES MODEL: MAGNA-LOC 180 COLOR: MISTIQUE PLUS (W31)	2A	SPANDREL GLASS VITRO ARCH. GLASS AV933 WARM GRAY #2
26	CONCRETE PAVERS MANUFACTURER: ACKERSTONE MODEL: 4x16 - NO CHAMFER, RUNNING BOND COLOR: BELLASINA BLEND	3	BRICK VENEER MANUFACTURER: INTERSTATE BRICK MODEL: THIN MODULAR 2 1/4 x 8 COLOR: ARCTIC WHITE GROUT COLOR: #381 BRIGHT WHITE BY CUSTOMS BUILDING PRODUCT
27	CONCRETE PAVING MANUFACTURER: BY GENERAL CONTRACTOR FINISH: ACID WASH FINISH, SAW CUT LINES. COLOR: NATURAL GRAY	4	BATTEN BOARD SIDING MANUFACTURER: HARDIE BOARD MODEL: HARDIE PLANK SMOOTH VERTICAL PANELS (10' x 4' x 5/8") W/ TRIM BOARDS (1" x 3.5") COLOR: PRIMED AND PAINTED W/ 2-COATS FLAT ACRYLIC LATEX - EGGSHELL BY DUNN EDWARDS BATTEN SPACING AT 12" CENTER TO CENTER.
28	GREENSCREEN MANUFACTURER: GREENSCREEN COLOR: MATTE TEXTURE GREEN	5	STANDING SEAM METAL ROOF MANUFACTURER: METAL SALES MODEL: MAGNA-LOC 180 COLOR: SLATE GRAY (W38)
29	PATIO FURNITURE MANUFACTURER: EMU CONTRACT SEGO #288 - ARM CHAIR, 22 A/IRON CANSI #R02 MESH TABLE - 36" SQ. 22 A/IRON UMBRELLA - ALUMINUM SQUARE (118" x 118") COLOR: CANOPY BEIGE STEEL BASE (24" SQ.) SILVER	6	METAL WALL PANELS MANUFACTURER: METAL SALES MODEL: EM1 - 1653 WALL PANEL COLOR: SLATE GRAY (W38)
30	STRING LIGHTS MANUFACTURER: TIVOLI LIGHTING MODEL: LITESPHERE LED, 3000K USE 3/8" STEEL CABLE WIRE (BY OTHERS) COLOR: CLEAR	7	STONE VENEER MANUFACTURER: ELDORADO STONE MODEL: ROUGHOUT COLOR: VINEYARD TRAIL
31	WALL LIGHT - LOADING AREAS MANUFACTURER: KIM LIGHTING MODEL: W35 WALL DIRECTOR (SMALL) - DOWN COLOR: BLT - BLACK MATTE TEXTURE	8	SIDING MANUFACTURER: HARDIE BOARD MODEL: ARTISAN SQUARE CHANNEL COLOR: PRIMED TO PAINT
33	COMPOSITE SIDING MANUFACTURER: AZEK MODEL: OPEN JOINT CLADDING COLOR: WEATHERED TEAK	9	METAL CANOPY MANUFACTURER: BY GENERAL CONTRACTOR FINISH: PAINTED COLOR: DE 6385 BLACK BEAN - SEMI GLOSS BY DUNN EDWARDS
34	CMU BLOCK MANUFACTURER: ORCO BLOCK MODEL: SPLIT FACE BLOCK COLOR: NATURAL GRAY	10	METAL FRAME FACADE COLOR: DET 590 MOODY BLUES - SEMI GLOSS BY DUNN EDWARDS
35	CMU BLOCK MANUFACTURER: ORCO BLOCK MODEL: SPLIT FACE BLOCK COLOR: BLACK 100	11	METAL TRELLIS, POST & STEEL FRAMING MANUFACTURER: BY GENERAL CONTRACTOR FINISH: PAINTED COLOR: DE 6385 BLACK BEAN - SEMI GLOSS BY DUNN EDWARDS
36	WOOD BEAM HEADER WOOD VENEER BEAM FINISH: SEMI-TRANSPARENT STAIN COLOR COLOR: RUSTIC CEDAR	12	PRECAST CONCRETE BASE MANUFACTURER: EMPIRE PRECAST FINISH: SANDSTONE COLOR: NATURAL GRAY
37	ENTRY DRIVE PAVERS MANUFACTURER: ACKERSTONE MODEL: PALERMO COLOR: ANTIQUE PEWTER	13	WOOD EAVES / FASCIA MANUFACTURER: BY GENERAL CONTRACTOR
38	MANUFACTURER: FX SHADE OR EQUAL MODEL: TRELLIS SHADE - RETRACTABLE COLOR: WHITE	14	OLYMPIC COLOR: BUTTERNUT SOLID COLOR WATERPROOFING STAIN / SEALER
39	STANDING SEAM COVERED PATIO W/ METAL FRAME MANUFACTURER: METAL SALES MODEL: MAGNA-LOC 180 COLOR: SLATE GRAY (W38)	15	WALL LOUVERS MANUFACTURER: ARCHITECTURE WALL LOUVERS MODEL: 4" STANDARD BLADE COLOR: DE 6385 BLACK BEAN - SEMI GLOSS BY DUNN EDWARDS
KEY PAINT COLORS		16	METAL BRACKETS MANUFACTURER: BY GENERAL CONTRACTOR FINISH: PAINTED COLOR: DE 6385 BLACK BEAN - SEMI GLOSS BY DUNN EDWARDS
A	PAINT COLOR: IGLOO DEW379 BY: DUNN EDWARDS	17	WALL SCIENCE MANUFACTURER: HESS MODEL: LED VILLAGE 375 WALL MOUNT COLOR: BLACK
B	PAINT COLOR: SILVERLINED DE6353 BY: DUNN EDWARDS	18	WALL SCIENCE MANUFACTURER: INTRIGUE LIGHTING LED MODEL: LARGE METRO COLOR: BLACK
C	PAINT COLOR: DRIFTING DEC770 BY: DUNN EDWARDS	19	WALL SCIENCE MANUFACTURER: INTRIGUE LIGHTING LED MODEL: EPIC COLOR: BLACK
D	PAINT COLOR: SMOKEY MOUNTAIN DE6388 BY: DUNN EDWARDS	20	WALL SCIENCE (SERVICE DOORS) MANUFACTURER: BEGA MODEL: 33 224 LED COLOR: BLACK
E	PAINT COLOR: BANK VAULT DE6383 BY: DUNN EDWARDS	21	PEDESTRIAN POLE LIGHT MANUFACTURER: INTRIGUE LIGHTING LED MODEL: ELEGANT, SIDE ARM SHEPHERDS CROOK MOUNT POLE: PA3 SERIES 15' HIGH
F	PAINT COLOR: SILVER SETTING DE6359 BY: DUNN EDWARDS	22	SIGN LIGHTS MANUFACTURER: TMS LIGHTING MODEL: SIGN 18 LED COLOR: MATTE BLACK
G	PAINT COLOR: ALWAYS ALMOND BY: PPG 1099-1		TRELLIS LIGHTS MANUFACTURER: LIGHTWAY MODEL: POSW-5-LED COLOR: SATIN BLACK
H	PAINT COLOR: JERICHO JADE BY: PPG 1142-6		
J	PAINT COLOR: WEATHERED LEATHER DE6105 BY: DUNN EDWARDS		
K	PAINT COLOR: KILN DRIED DET692 BY: DUNN EDWARDS		
L	PAINT COLOR: HARTFORD GREEN BY: SHERWIN WILLIAMS		



PRELIMINARY SUBJECT TO CHANGE

HIP So-Cal Properties LLC
2244 N. Pacific Street
Orange, CA 92865
TEL. (714) 637-3333

AZURE DEVELOPMENT CO.
944 South Greenwood Avenue
Montebello, CA 90640
TEL. (310) 467-7408

Harvest Landing Retail Center & Business Park
SWC Perris Blvd. & Orange Ave., Perris CA 92571

EXTERIOR ELEVATIONS
22161MMA | 02.10.2025
A218





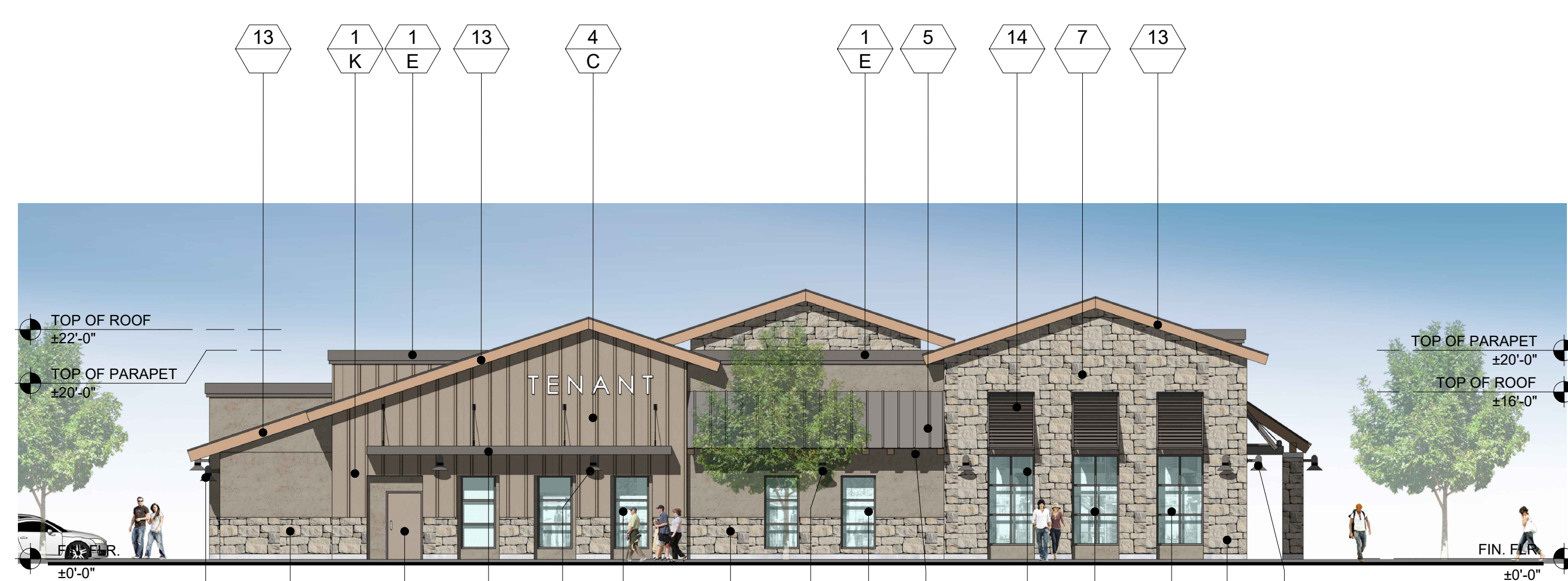
2 EAST ELEVATION - PAD 8
SCALE: 3/32" = 1'-0"



1 NORTH ELEVATION - PAD 8
SCALE: 3/32" = 1'-0"



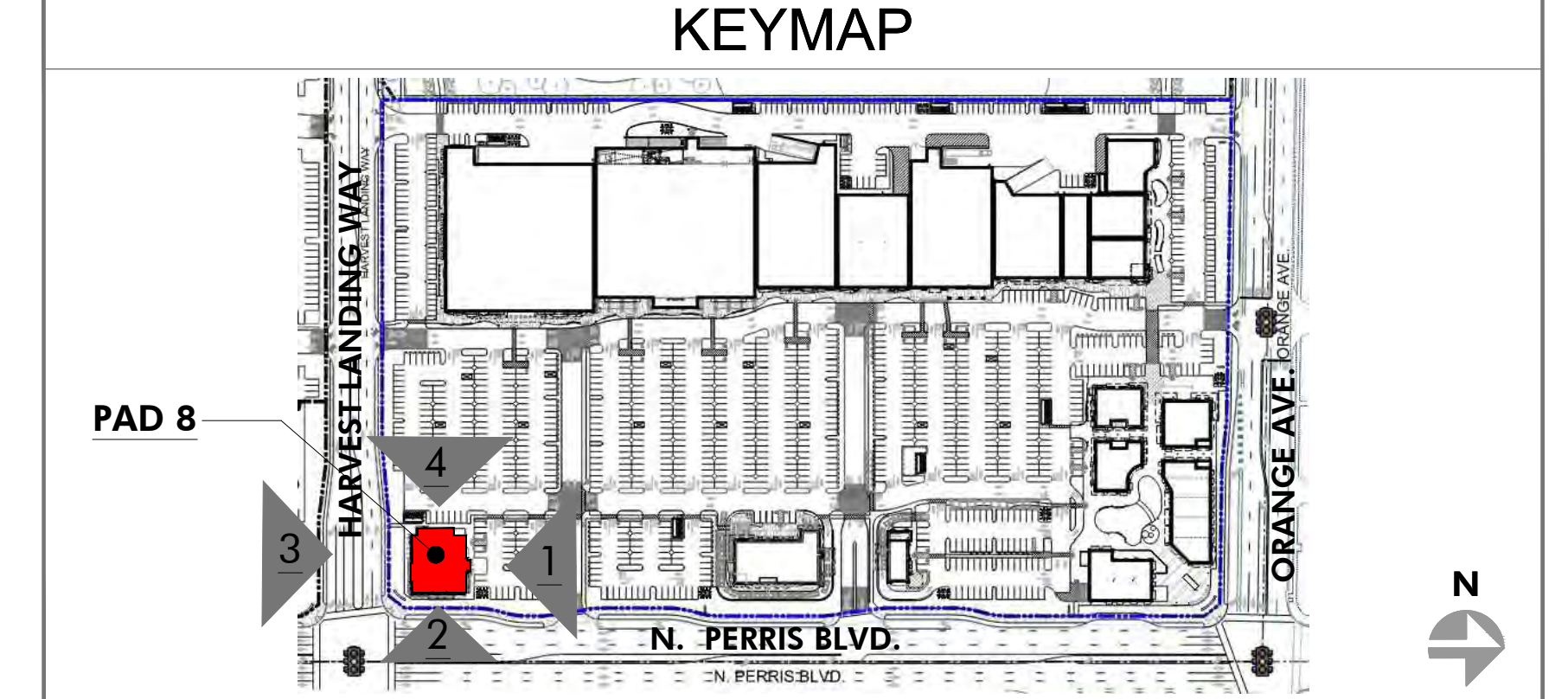
4 WEST ELEVATION - PAD 8
SCALE: 3/32" = 1'-0"



3 SOUTH ELEVATION - PAD 8
SCALE: 3/32" = 1'-0"

FINISH LEGEND			
KEY	MATERIAL	KEY	MATERIAL
23	TRASH RECEPTACLES MANUFACTURER: VICTOR STANLEY MODEL: SDC-36 COLOR: BLACK	1	STUCCO - SMOOTH MANUFACTURER: HIGHLAND STUCCO FINISH: STEEL TROWEL - PAINTED DUNN EDWARDS
24	BIKE RACKS MANUFACTURER: VICTOR STANLEY MODEL: FREESIA BIKE RACK COLOR: BLACK	2	STOREFRONT MANUFACTURER: ARCADIA - COLOR: #85 DARK BRONZE AB-7 STOREFRONT GLASS VITRO ARCH. GLASS - 1" CLEAR FLOAT GLASS
25	METAL AWNING MANUFACTURER: METAL SALES MODEL: MAGNA-LOC 180 COLOR: MISTIQUE PLUS (W31)	2A	SPANDREL GLASS VITRO ARCH. GLASS AV933 WARM GRAY #2
26	CONCRETE PAVERS MANUFACTURER: ACKERSTONE MODEL: 4x16 - NO CHAMFER, RUNNING BOND COLOR: BELLASINA BLEND	3	BRICK VENEER MANUFACTURER: INTERSTATE BRICK MODEL: THIN MODULAR 2 1/8 COLOR: ARCTIC WHITE GROUT COLOR: #381 BRIGHT WHITE BY CUSTOMS BUILDING PRODUCT
27	CONCRETE PAVING MANUFACTURER: BY GENERAL CONTRACTOR FINISH: ACID WASH FINISH, SAW CUT LINES. COLOR: NATURAL GRAY	4	BATTEN BOARD SIDING MANUFACTURER: HARDIE BOARD MODEL: HARDIE PLANK SMOOTH VERTICAL PANELS (10' x 4' x 5/8") W/ TRIM BOARDS (1" x 3.5") COLOR: PRIMED AND PAINTED W/ 2-COATS FLAT ACRYLIC LATEX - EGGSHELL BY DUNN EDWARDS BATTEN SPACING AT 12" CENTER TO CENTER.
28	GREENSCREEN MANUFACTURER: GREENSCREEN COLOR: MATTE TEXTURE GREEN	5	STANDING SEAM METAL ROOF MANUFACTURER: METAL SALES MODEL: MAGNA-LOC 180 COLOR: SLATE GRAY (W38)
29	PATIO FURNITURE MANUFACTURER: EMU CONTRACT SEGO #288 - ARM CHAIR, 22 A/IRON CAMBI #R02 MESH TABLE - 36" SQ. 22 A/IRON UMBRELLA - ALUMINUM SQUARE (118" x 118") COLOR: CANOPY BEIGE STEEL BASE (24" SQ.) SILVER	6	METAL WALL PANELS MANUFACTURER: METAL SALES MODEL: EM1 - 1653 WALL PANEL COLOR: SLATE GRAY (W38)
30	STRING LIGHTS MANUFACTURER: TIVOLI LIGHTING MODEL: LITESPHERE LED, 3000K USE 3/8" STEEL CABLE WIRE (BY OTHERS) COLOR: CLEAR	7	STONE VENEER MANUFACTURER: ELDERADO STONE MODEL: ROUGHOUT COLOR: VINEYARD TRAIL
31	WALL LIGHT - LOADING AREAS MANUFACTURER: KM LIGHTING MODEL: W35 WALL DIRECTOR (SMALL) - DOWN COLOR: BLT - BLACK MATTE TEXTURE	8	SIDING MANUFACTURER: HARDIE BOARD MODEL: ARTISAN SQUARE CHANNEL COLOR: PRIMED TO PAINT
33	COMPOSITE SIDING MANUFACTURER: AZEK MODEL: OPEN JOINT CLADDING COLOR: WEATHERED TEAK	9	METAL CANOPY MANUFACTURER: BY GENERAL CONTRACTOR FINISH: PAINTED COLOR: DE 6385 BLACK BEAN - SEMI GLOSS BY DUNN EDWARDS
34	CMU BLOCK MANUFACTURER: ORCO BLOCK MODEL: SPLIT FACE BLOCK COLOR: NATURAL GRAY	10	METAL FRAME FACADE COLOR: DET 590 MOODY BLUES - SEMI GLOSS BY DUNN EDWARDS
35	CMU BLOCK MANUFACTURER: ORCO BLOCK MODEL: SPLIT FACE BLOCK COLOR: BLACK 100	11	METAL TRELLIS, POST & STEEL FRAMING MANUFACTURER: BY GENERAL CONTRACTOR FINISH: PAINTED COLOR: DE 6385 BLACK BEAN - SEMI GLOSS BY DUNN EDWARDS
36	WOOD BEAM HEADER WOOD VENEER BEAM FINISH: SEMI-TRANSPARENT STAIN COLOR COLOR: RUSTIC CEDAR	12	PRECAST CONCRETE BASE MANUFACTURER: EMPIRE PRECAST FINISH: SANDSTONE COLOR: NATURAL GRAY
37	ENTRY DRIVE PAVERS MANUFACTURER: ACKERSTONE MODEL: PALERMO COLOR: ANTIQUE PEWTER	13	WOOD EAVES / FASCIA MANUFACTURER: BY GENERAL CONTRACTOR
38	METAL TRELLIS MANUFACTURER: FX SHADE OR EQUAL MODEL: TRELLIS SHADE - RETRACTABLE COLOR: WHITE	14	OLYMPIC COLOR: BUTTERNUT SOLID COLOR WATERPROOFING STAIN / SEALER
39	STANDING SEAM COVERED PATIO W/ METAL FRAME MANUFACTURER: METAL SALES MODEL: MAGNA-LOC 180 COLOR: SLATE GRAY (W38)	15	METAL BRACKETS MANUFACTURER: BY GENERAL CONTRACTOR FINISH: PAINTED COLOR: DE 6385 BLACK BEAN - SEMI GLOSS BY DUNN EDWARDS
		16	WALL SCONCE MANUFACTURER: HESS MODEL: LED VILLAGE 375 WALL MOUNT COLOR: BLACK
		17	WALL SCONCE MANUFACTURER: INTRIGUE LIGHTING LED MODEL: LARGE METRO COLOR: BLACK
		18	WALL SCONCE MANUFACTURER: INTRIGUE LIGHTING LED MODEL: EPIC COLOR: BLACK
		19	WALL SCONCE (SERVICE DOORS) MANUFACTURER: BEGA MODEL: 33 224 LED COLOR: BLACK
		20	PEDESTRIAN POLE LIGHT MANUFACTURER: INTRIGUE LIGHTING LED MODEL: ELEGANT, SIDE ARM SHEPHERDS CROOK MOUNT POLE: PA3 SERIES 15' HIGH
		21	SIGN LIGHTS MANUFACTURER: TMS LIGHTING MODEL: SIGN 18 LED COLOR: MATTE BLACK
		22	TRELLIS LIGHTS MANUFACTURER: LIGHTWAY MODEL: POSW-S-LED COLOR: SATIN BLACK

KEY	PAINT COLORS
A	PAINT COLOR: IGLOO DEW379 BY: DUNN EDWARDS
B	PAINT COLOR: SILVERLINED DE6353 BY: DUNN EDWARDS
C	PAINT COLOR: DRIFTING DEC770 BY: DUNN EDWARDS
D	PAINT COLOR: SMOKEY MOUNTAIN DE6388 BY: DUNN EDWARDS
E	PAINT COLOR: BANK VAULT DE6383 BY: DUNN EDWARDS
F	PAINT COLOR: SILVER SETTING DE6359 BY: DUNN EDWARDS
G	PAINT COLOR: ALWAYS ALMOND BY: PPG 1099-1
H	PAINT COLOR: JERICHO JADE BY: PPG 1142-6
J	PAINT COLOR: WEATHERED LEATHER DE6105 BY: DUNN EDWARDS
K	PAINT COLOR: KILN DRIED DET692 BY: DUNN EDWARDS
L	PAINT COLOR: HARTFORD GREEN BY: SHERWIN WILLIAMS



PRELIMINARY SUBJECT TO CHANGE


HIP So-Cal Properties LLC
2244 N. Pacific Street
Orange, CA 92865
TEL. (714) 637-3333

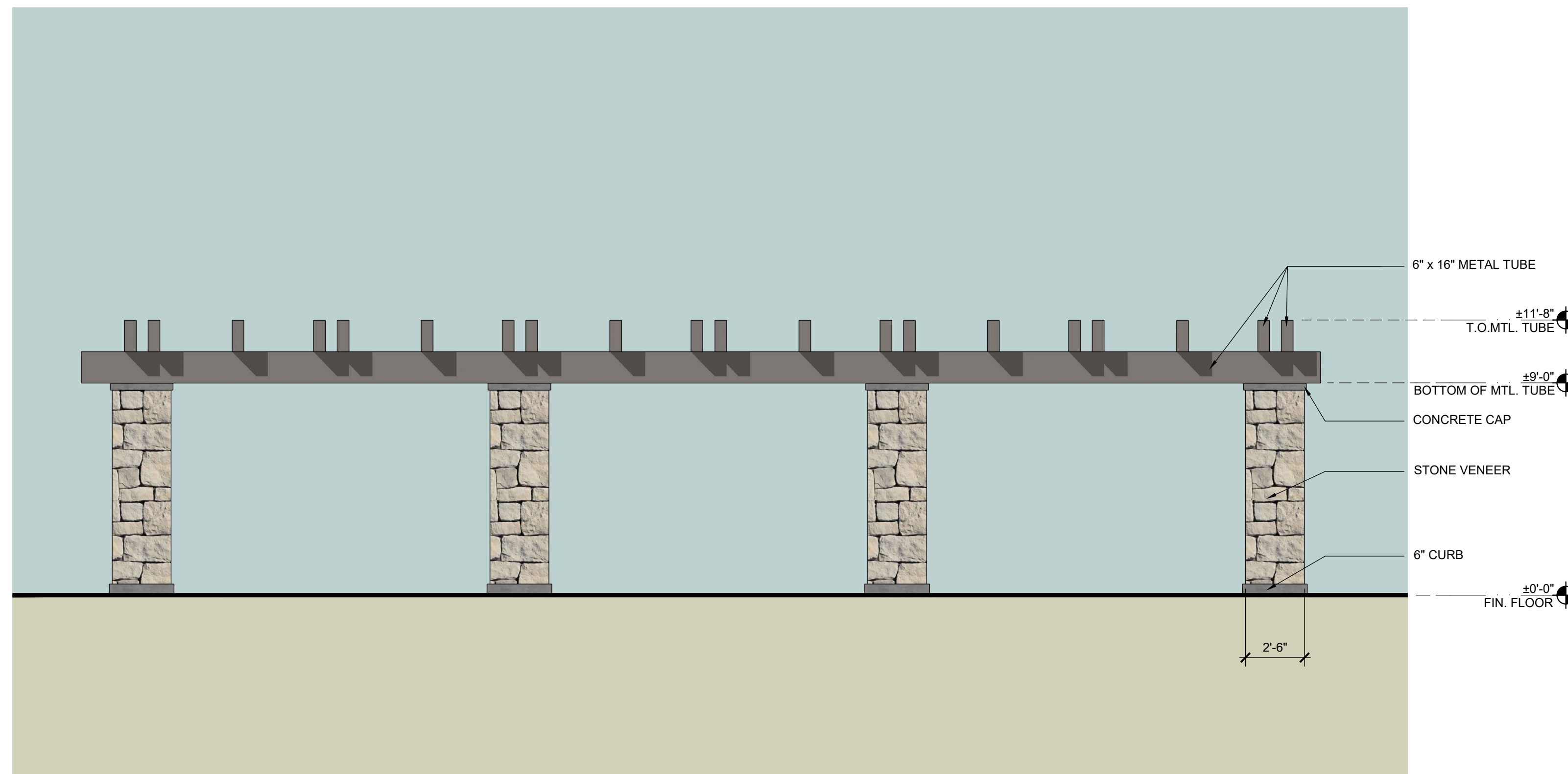
AZURE DEVELOPMENT CO.
944 South Greenwood Avenue
Montebello, CA 90640
TEL. (310) 467-7408

Harvest Landing Retail Center & Business Park
SWC Perris Blvd. & Orange Ave., Perris CA 92571

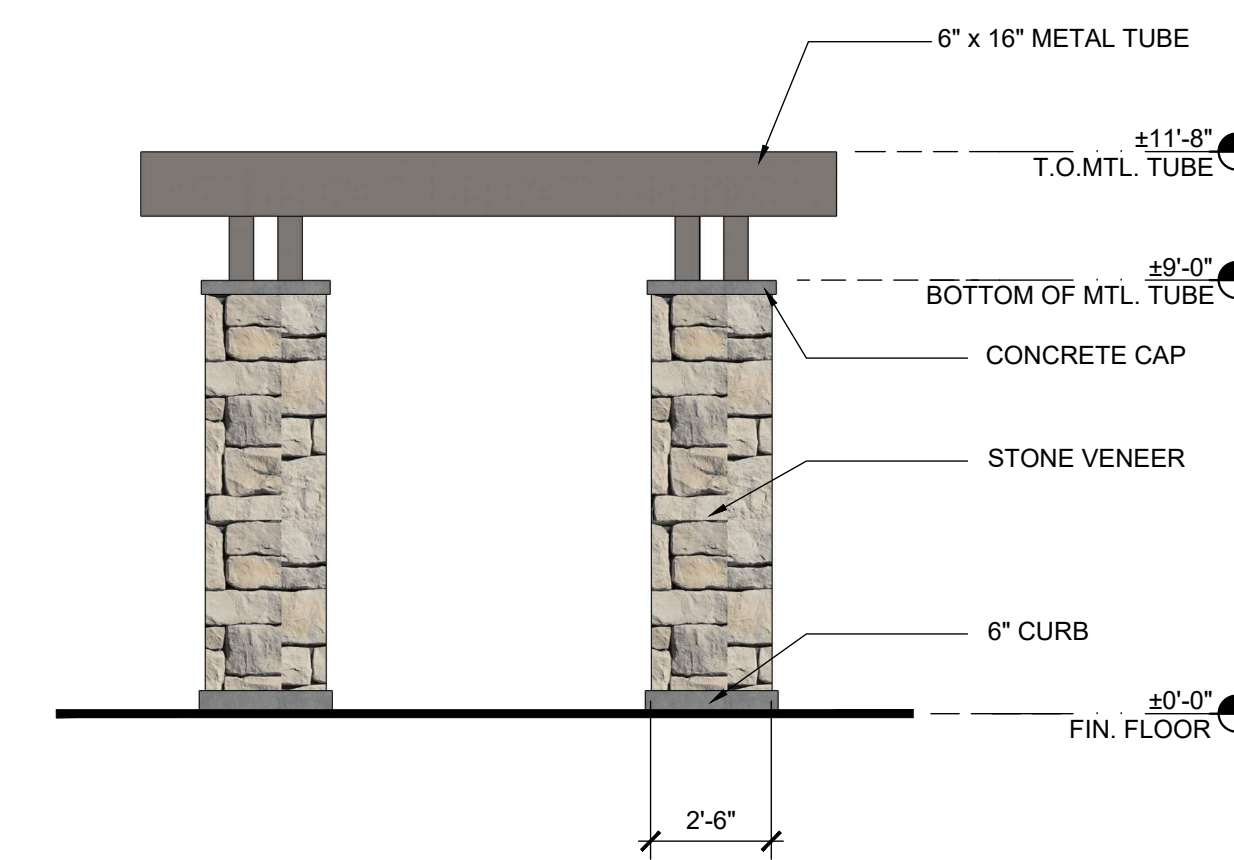
EXTERIOR ELEVATIONS
22161MMA | 02.10.2025

A219

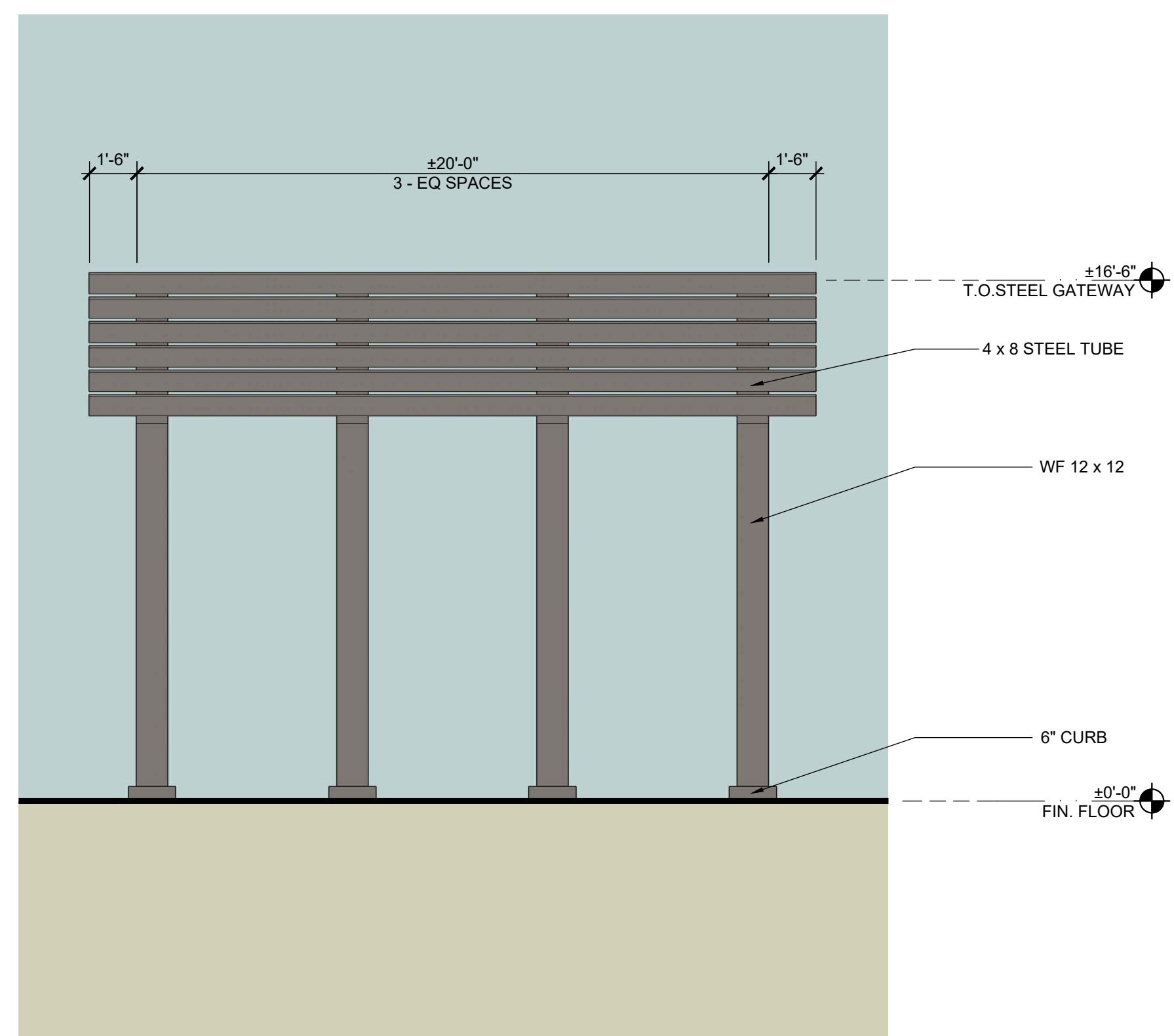




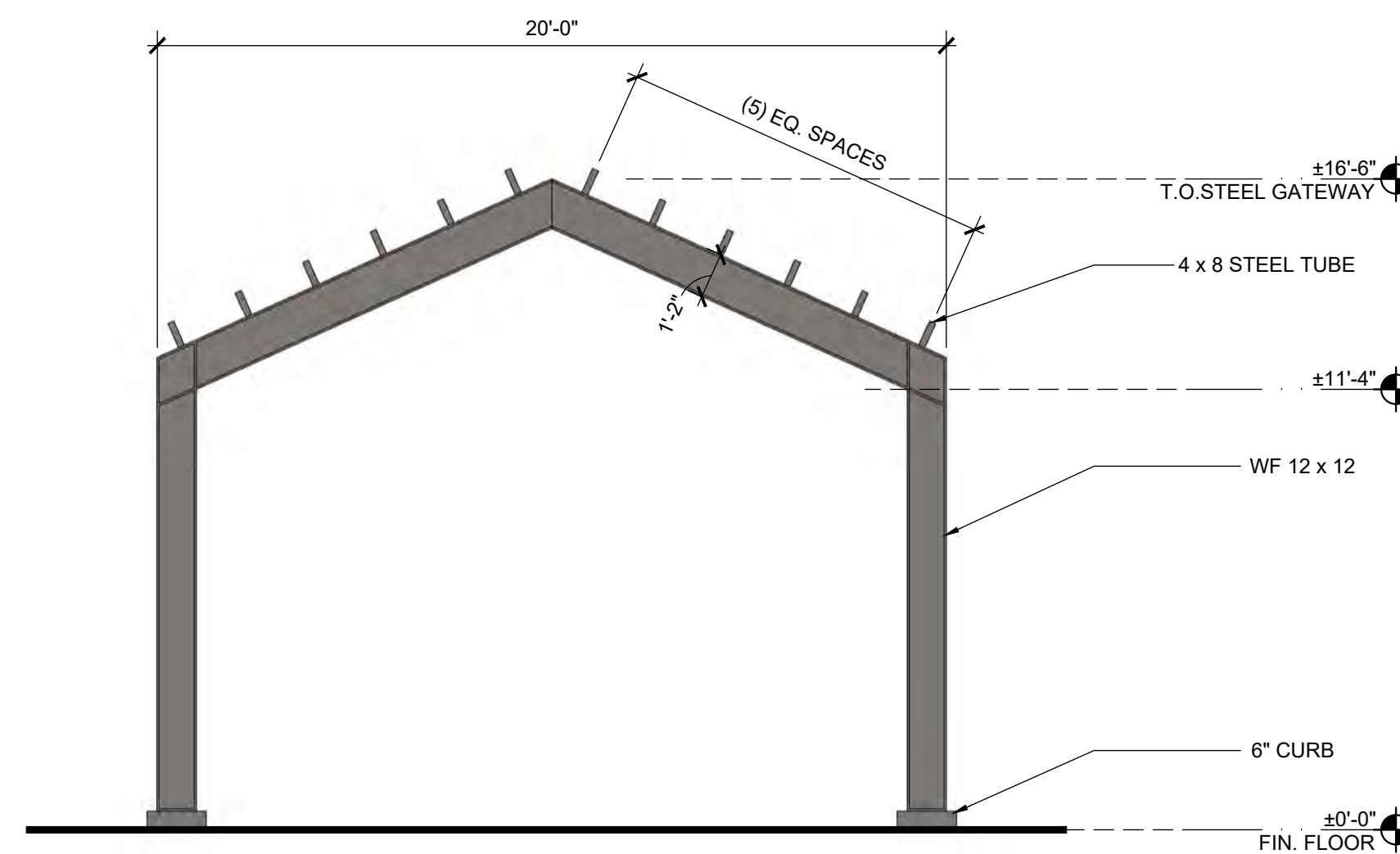
1 STEEL TRELLIS WITH VENEER (SIDE VIEW)
SCALE: 1/4" = 1'-0"



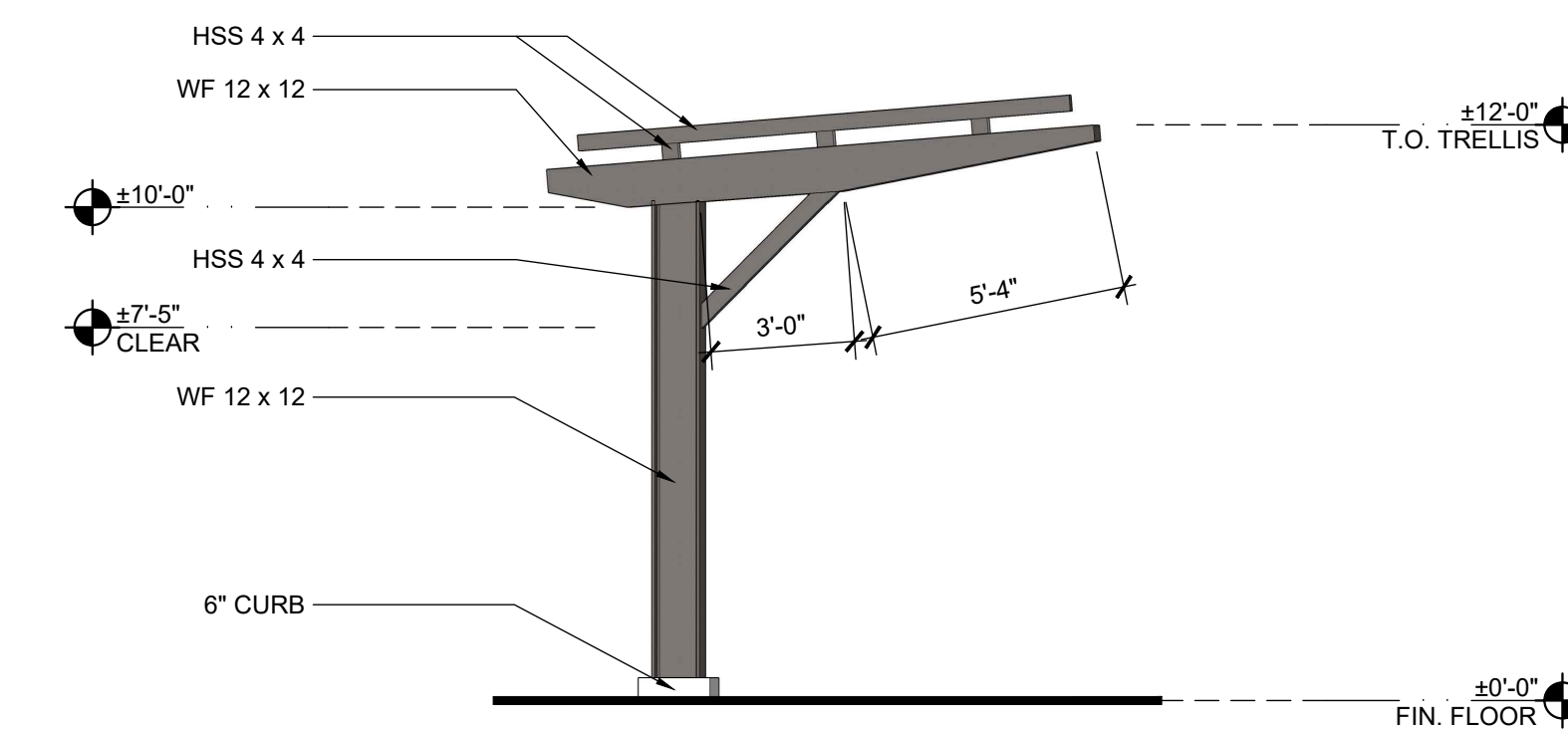
2 STEEL TRELLIS WITH VENEER (FRONT VIEW)
SCALE: 1/4" = 1'-0"



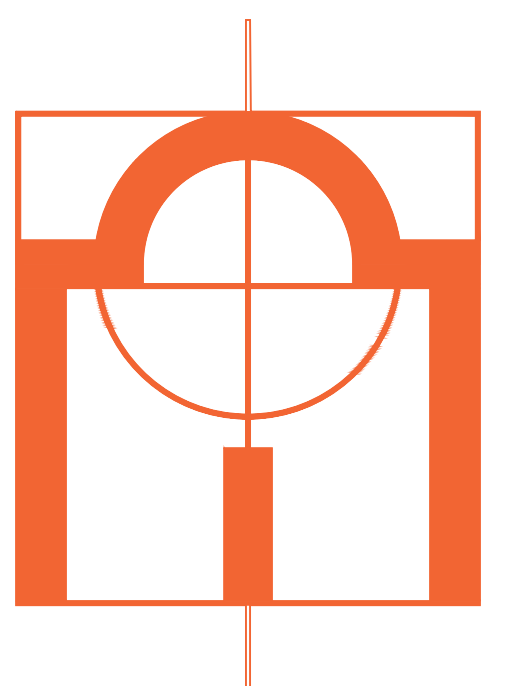
5 STEEL GATEWAY (SIDE VIEW)
SCALE: 1/4" = 1'-0"

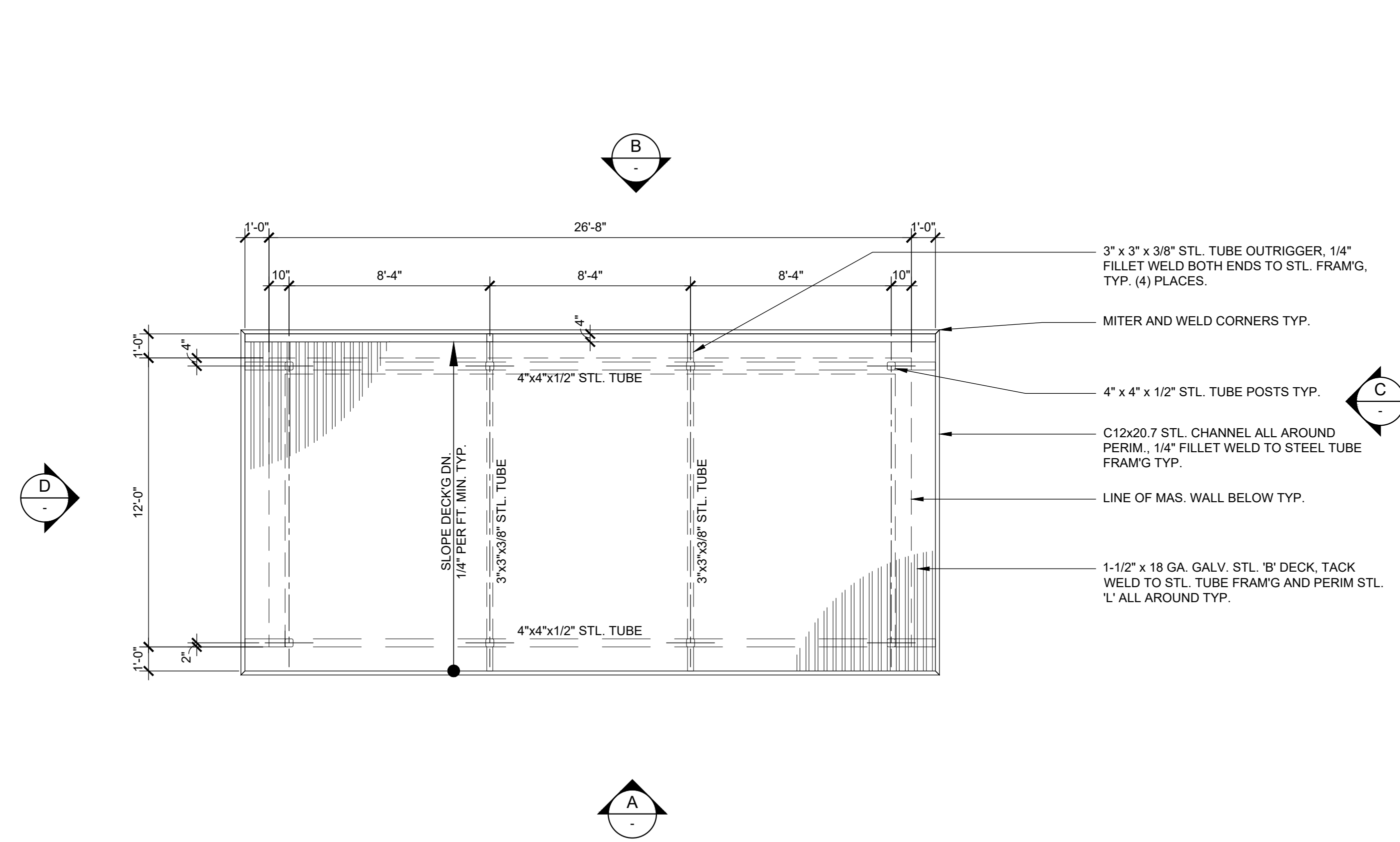


4 STEEL GATEWAY (FRONT VIEW)
SCALE: 1/4" = 1'-0"

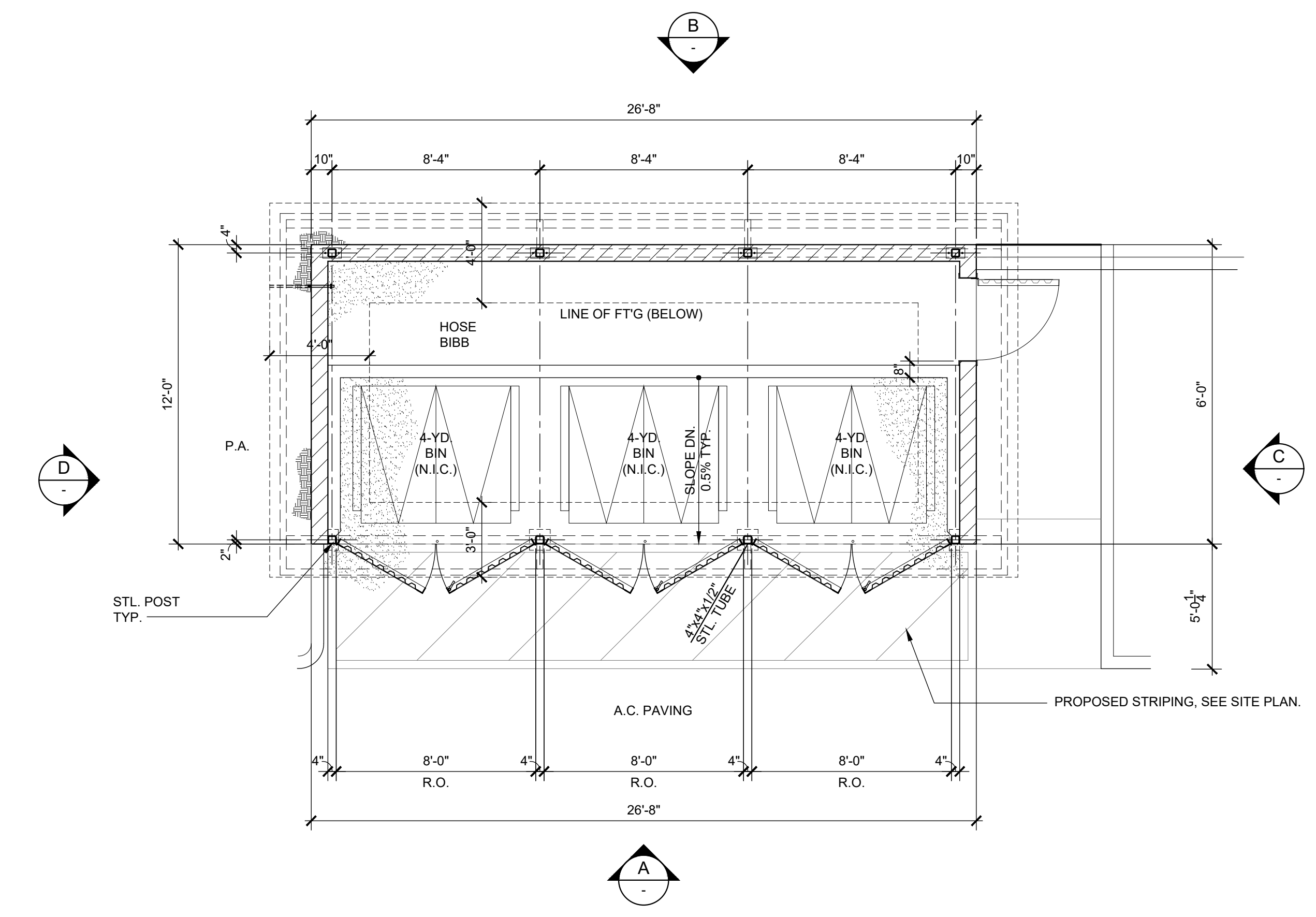


3 TRELLIS (SIDE VIEW)
SCALE: 1/4" = 1'-0"

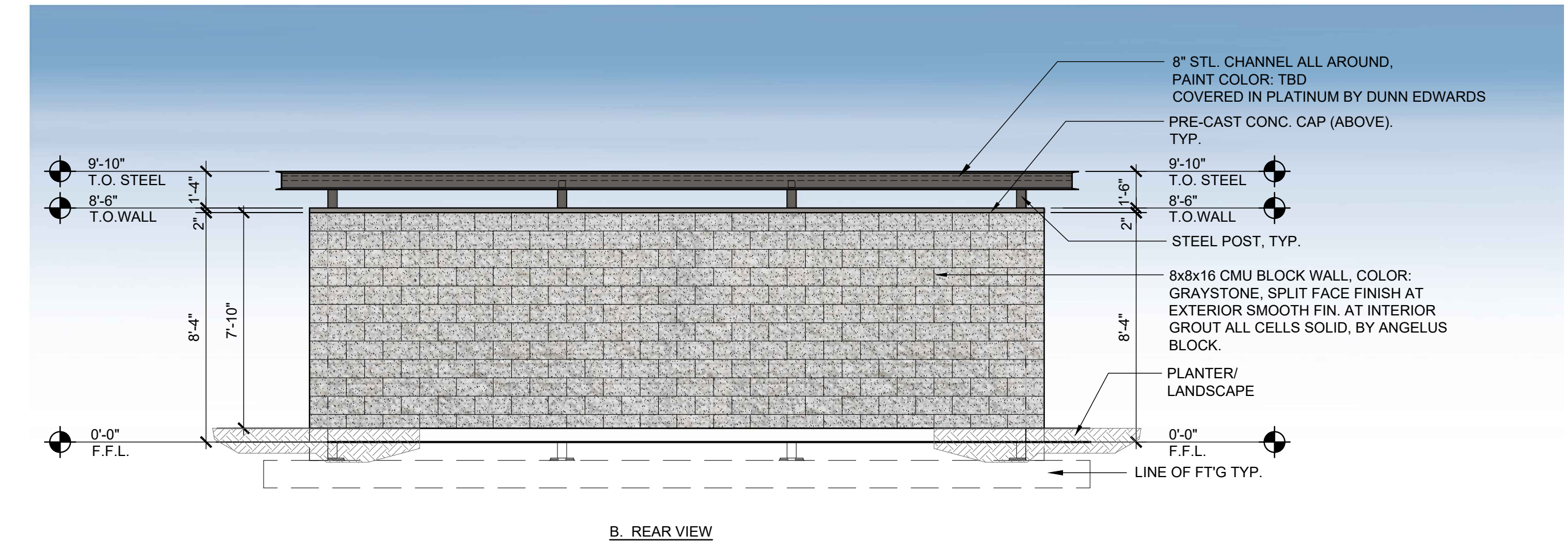




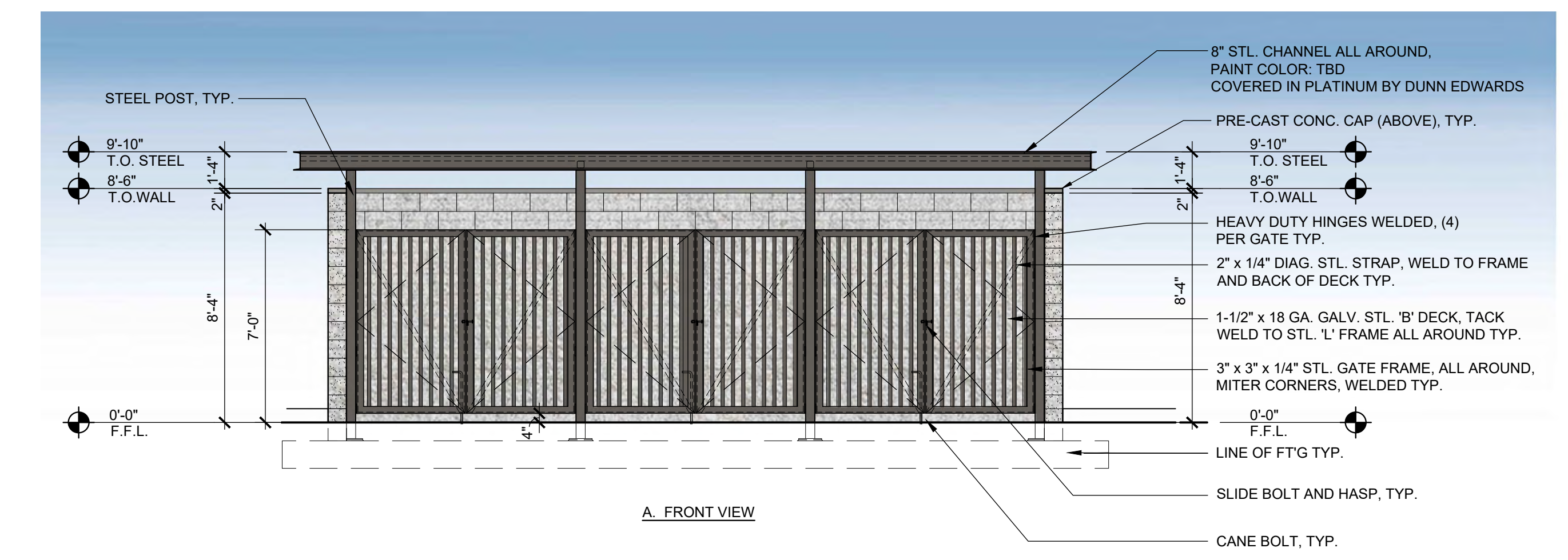
2 ENLARGED TRASH ENCLOSURE ROOF PLAN
SCALE: 1/4" = 1'-0"



1 ENLARGED TRASH ENCLOSURE FLOOR PLAN
SCALE: 1/4" = 1'-0"



3 ENLARGED TRASH ENCLOSURE EXTERIOR ELEVATIONS
SCALE: 1/4" = 1'-0"



3 ENLARGED TRASH ENCLOSURE EXTERIOR ELEVATIONS
SCALE: 1/4" = 1'-0"

